

Table of contents	Page
Executive Summary	3
Section I: Students’ Demographic information and Personal Growth:	
Q.1. Type of study at AUC	3
Q.2: Age	
Q.3: Gender	4
Q.4: Nationality	5
Q.5: What countries (other than Egypt) did you visit while you were studying at AUC?	6
Q.6: How many countries other than your home country and Egypt have you visited during your life time?	7
Q.7: What were your housing arrangements while at AUC?	8
Q.8: Please indicate your level of agreement with the following statements:	8
Q.9: To what extent do you agree with these statements?	10
Q.10: Overall, how satisfied are you with the opportunities you had to experience Egyptian culture and society?	12
Q.11: Do you have any advice to give to future students from your country/region?	12
Section II: Your choice of AUC:	
Q.12: How did you hear about AUC?	15
Q.13: Why did you want to study at AUC?	16
Q.14: When making your decision to study in the Middle East, Which of the following universities did you consider?	17
Q.15: What were your concerns prior to arriving at AUC?	18
Q.16: What additional information would have been useful? to have before you arrived in Cairo?	19
Section III: Your Introduction to AUC:	
Q.17: Please indicate your level of agreement with the following statements related to your transition to the university.	20
Q.18: If you are a study abroad student, please indicate your level of agreement with the following statements related to your course advising and registration	22
Q.19: If you applied through AUC’S New York office, please indicate your level of agreement with the following statements.	23
Section IV: Academic Instruction:	
Q.20: Please rate the overall quality of academic instruction at AUC (Page 6 in the Executive summary)	24
Q.21: Please indicate your level of agreement with the following statements related to academic instruction at AUC:	26
Q.22: If you studied Arabic at AUC, please rate the following aspects of language instruction.	28
Section V: AUC Services and Facilities:	
Q.23: Please indicate your overall level of satisfaction with the following Services.	29
Section VI: Activities:	
Q.24: Did you participate in any of the following extracurricular activities?	30
Q.25: Did you encounter any difficulty in joining student activities or groups? If “Yes”, please specify	31

Executive Summary

Introduction:

The purpose of the International Students Survey (ISS) is to assess opinions of international students about their experiences at AUC during Fall 2013. The Office of Data Analytics and Institutional Research (DAIR) emailed 433 survey invitations to international students on December 12, 2013, followed by two e-mail reminders sent on December 26, 2013 and January 2, 2014. From the total number of International Students, 111 responded to the survey (86 completed and 25 partial) for a response rate of 25.6% and a completion rate of 77.5%.

Methodology and Organization of the Report:

This report is divided into six sections and it should be noted, as a technical comment, that we removed missing responses from the analysis section and analyzed the entire survey without missing data.

In the **first section**, student demographics and profiles are presented. Additionally, we present the international students' level of agreement with statements related to personal growth. Survey responses values are collapsed into the three categories of "Combined Agree" (Strongly Agree and Agree); "Combined Disagree" (Strongly Disagree and Disagree); and "Neutral".

In the **second section**, we presented students source of information about AUC in addition to students' first impressions and experiences of AUC. These data are presented as frequencies and charts.

In the **third section**, international students transition to AUC and their level of agreement with statements associated to advising and registration are presented in frequencies. Furthermore, students' levels of agreement to several statements related to New York Office are given as frequencies.


In the **fourth section**, the overall quality of academic instruction is presented in frequency and charts across all student types. In addition, we presented the Arabic Language Institute (ALI) students' level of agreement with several aspects of language instruction.

In the **fifth section**, students' satisfaction with facilities and services (student life) is presented. The survey responses values are collapsed into the three categories of "Combined Satisfied" (Strongly Satisfied and Satisfied); "Combined Dissatisfied" (Strongly Dissatisfied and Dissatisfied); and "Neutral".

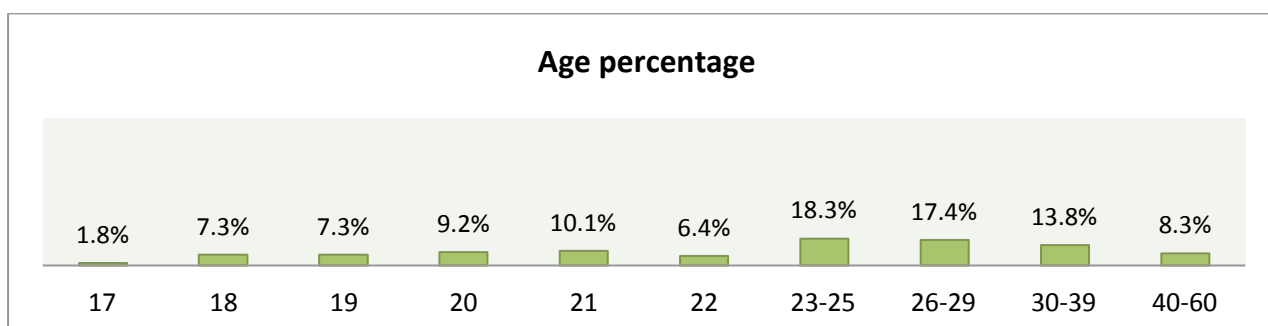
In the **sixth section**, students' extracurricular activities are presented in frequency and charts.

Section I: Students Demographic information and Students personal growth

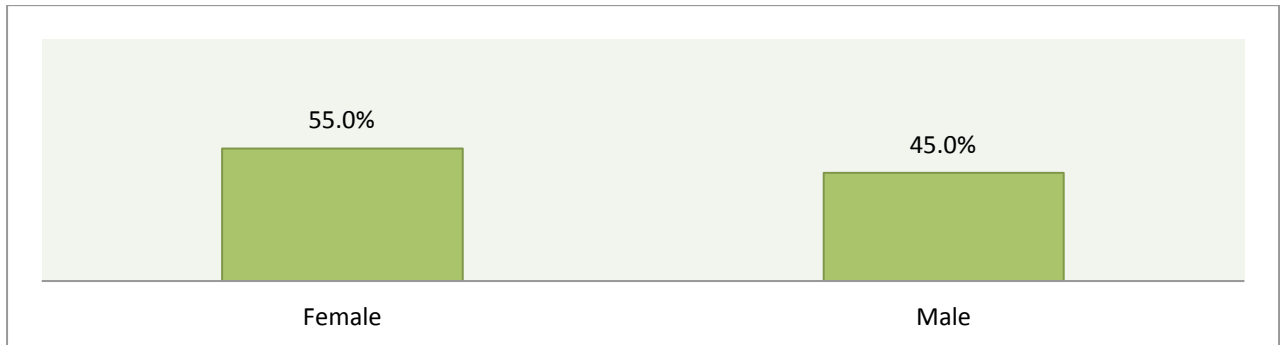
Type of study program at AUC:	Frequency	Percent
Arabic Language Intensive Program	2	1.8%
Degree program: BS/BA	35	31.5%
Degree program: MS/MA	38	34.2%
Graduate Diploma	13	11.7%
Study Abroad, Fall 2013	4	3.6%
Study Abroad, full year ending Spring 2014	1	0.9%
Other	18	16.2%
Total	111	100%



Age:	Frequency	Percent
17	2	1.8%
18	8	7.3%
19	8	7.3%
20	10	9.2%
21	11	10.1%
22	7	6.4%
23-25	20	18.3%
26-29	19	17.4%
30-39	15	13.8%
40-60	9	8.3%
Total	109	100%
Missing	2	1.8%



Gender:	Frequency	Percent
Female	60	55.0%
Male	49	45.0%
Total	109	100%
Missing	2	1.8%



Primary Nationality	Frequency	Percent
Algeria	2	1.8%
Australia	1	0.9%
Austria	1	0.9%
Bahrain	1	0.9%
Brazil	1	0.9%
Cameroon	1	0.9%
Canada	5	4.6%
China	1	0.9%
Denmark	3	2.8%
Egypt	2	1.8%
Germany	1	0.9%
Ghana	1	0.9%
Hungary	1	0.9%
India	1	0.9%
Iraq	2	1.8%
Italy	6	5.5%
Japan	1	0.9%
Jordan	3	2.8%
Kenya	1	0.9%
Lebanon	1	0.9%
Libyan Arab Jamahiriya	2	1.8%
Mexico	1	0.9%
Morocco	2	1.8%
Nigeria	8	7.3%
Pakistan	2	1.8%
Palestine	2	1.8%

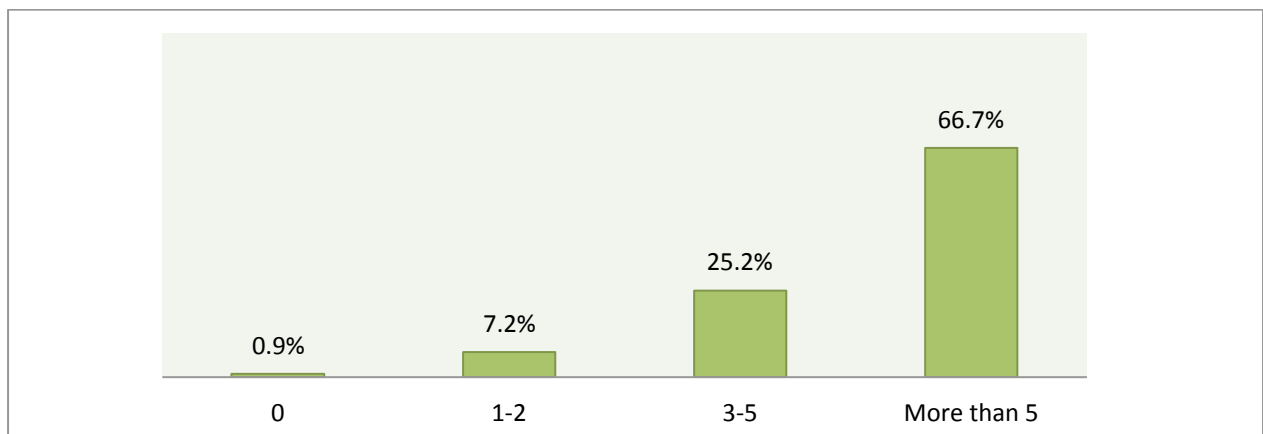
Primary Nationality	Frequency	Percent
Republic of Korea	1	0.9%
Saudi Arabia	8	7.3%
Spain	1	0.9%
Sudan	3	2.8%
Syrian Arab Republic	1	0.9%
Tunisia	1	0.9%
Uganda	1	0.9%
United Kingdom of Great Britain and Northern Ireland	2	1.8%
United States of America	33	30.3%
Yemen	5	4.6%
Total	109	100%
Missing	2	1.8%
Grand Total	111	

Secondary Nationality	Frequency	Percent
Afghanistan	1	6.3%
Brazil	1	6.3%
Canada	1	6.3%
Ecuador	1	6.3%
Egypt	4	25.0%
Mexico	1	6.3%
Palestine	3	18.8%
Saudi Arabia	1	6.3%
Sudan	1	6.3%
United States of America	1	6.3%
Yemen	1	6.3%
Total	16	100%
Missing	95	85.6%
Grand total	111	

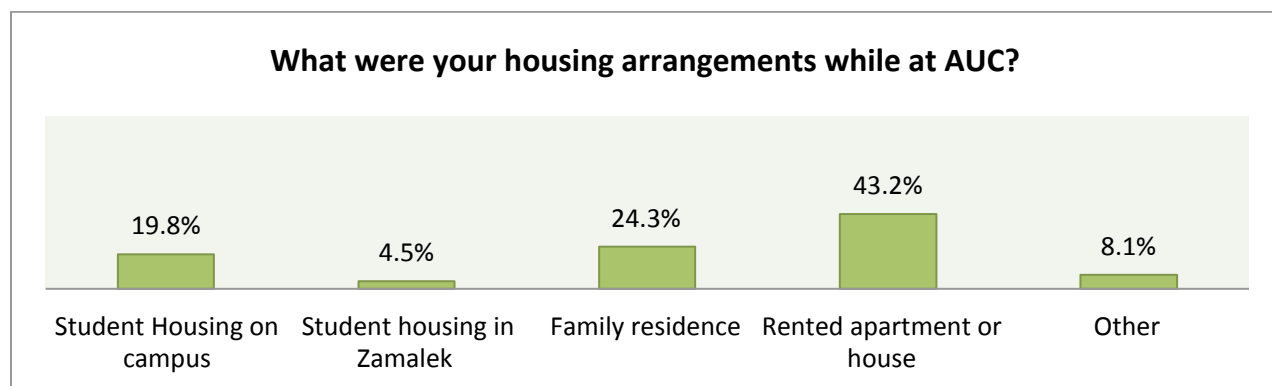
What countries (other than Egypt) did you visit while you were studying at AUC?	Response Percent	Response Count
Algeria	1.4%	1
Bahrain	5.8%	4
Cyprus	1.4%	1
Iraq	2.9%	2
Israel	10.1%	7
Italy	13.0%	9
Jordan	20.3%	14
Kuwait	4.3%	3
Lebanon	23.2%	16

What countries (other than Egypt) did you visit while you were studying at AUC?	Response Percent	Response Count
Libya	1.4%	1
Morocco	7.2%	5
Oman	2.9%	2
Palestinian territories	7.2%	5
Qatar	5.8%	4
Saudi Arabia	17.4%	12
Syria	2.9%	2
Tunisia	7.2%	5
Turkey	20.3%	14
United Arab Emirates	13.0%	9
Yemen	5.8%	4
Other	56.5%	39
Answered question		69
Skipped question		42

How many countries other than your home country and Egypt have you visited during your lifetime?	Frequency	Percent
0	1	0.9%
1-2	8	7.2%
3-5	28	25.2%
More than 5	74	66.7%
Total	111	100%



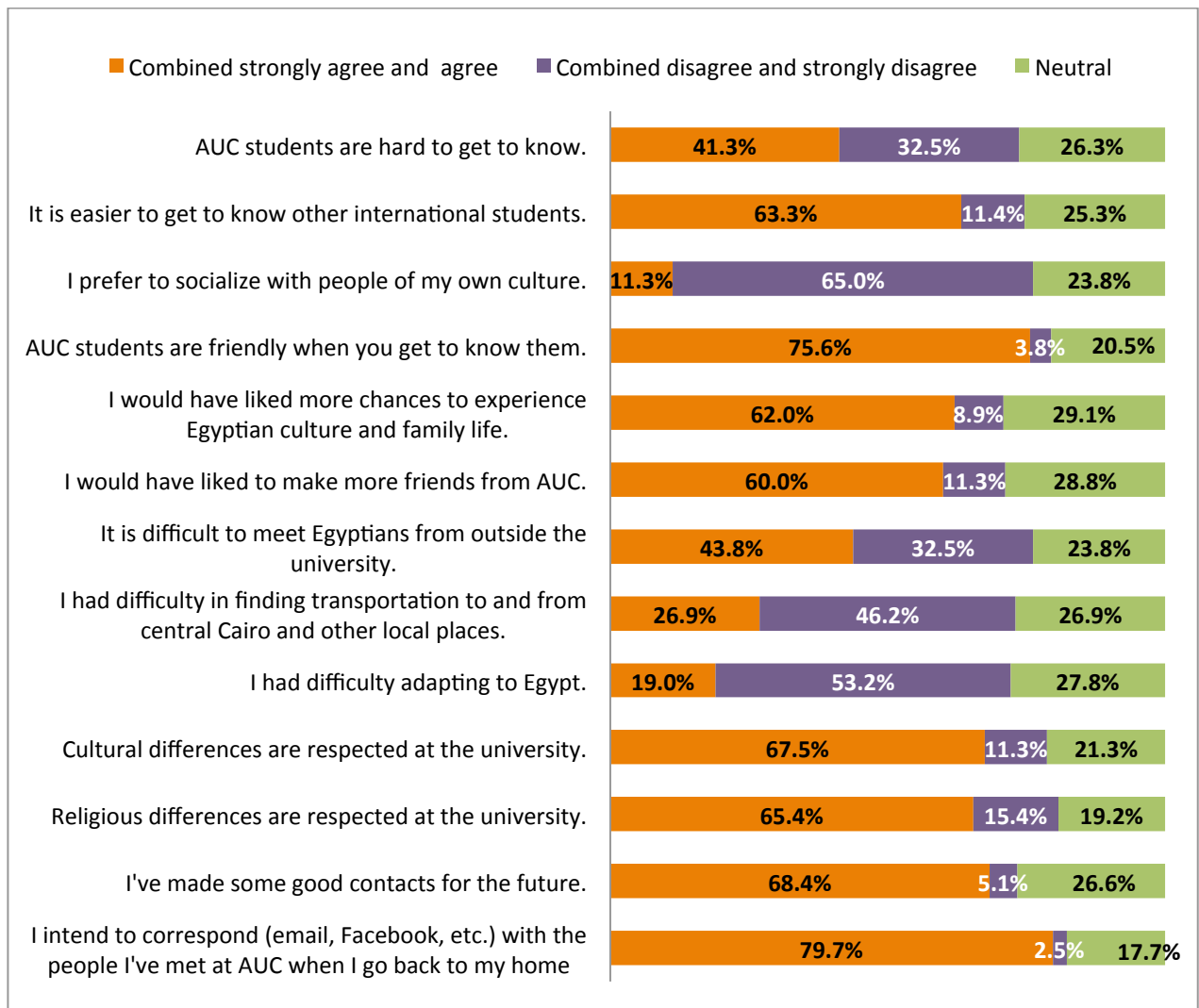
What were your housing arrangements while at AUC?	Frequency	Percent
Student Housing on campus	22	19.8%
Student housing in Zamalek	5	4.5%
Family residence	27	24.3%
Rented apartment or house	48	43.2%
Other	9	8.1%
Total	111	100%



Please indicate your level of agreement with the following statements:

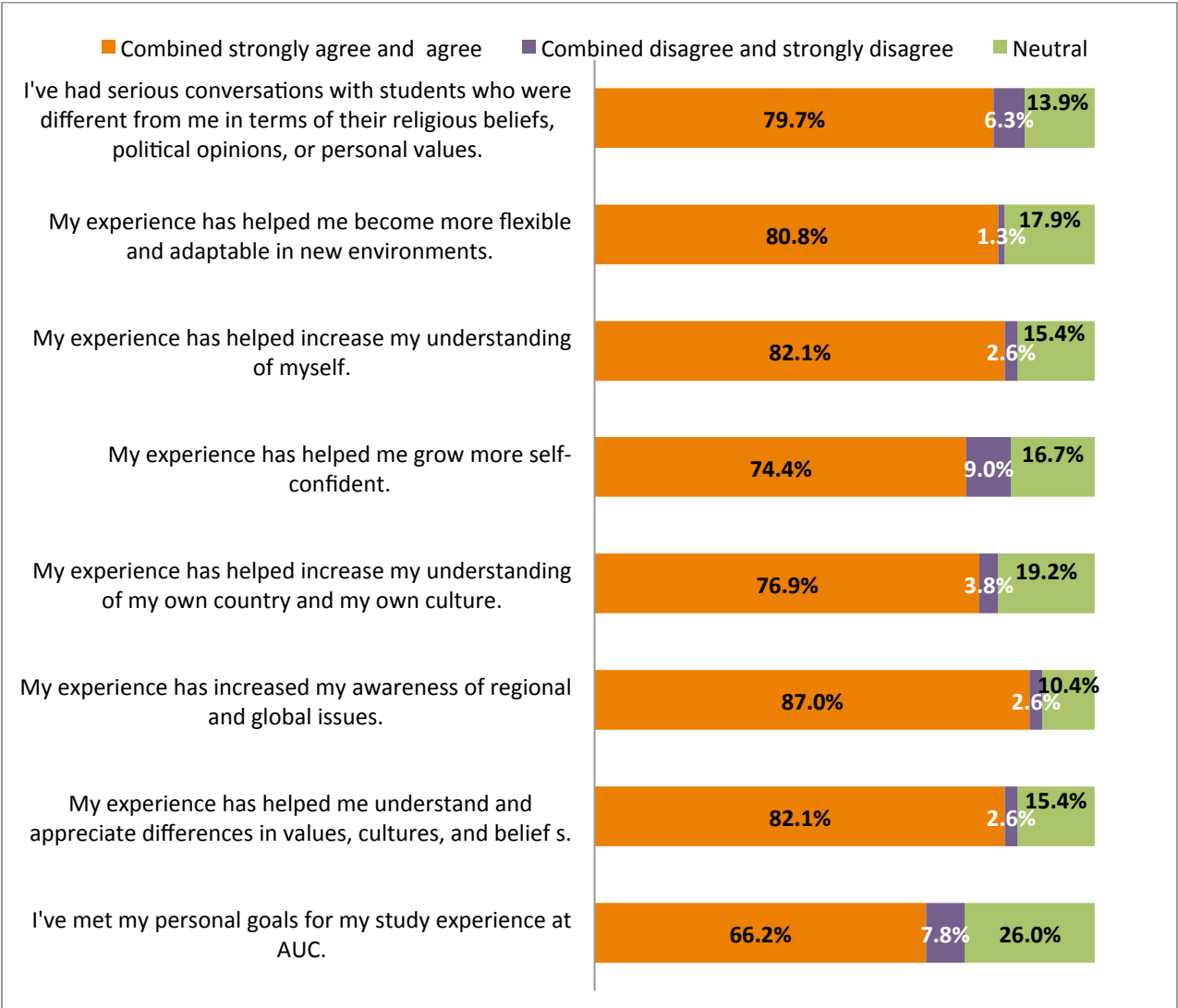
		Combined strongly agree and agree	Combined disagree and strongly disagree	Neutral	Total	Missing
AUC students are hard to get to know.	Count	33	26	21	80	31
	%	41.3%	32.5%	26.3%	100%	27.9%
It is easier to get to know other international students.	Count	50	9	20	79	32
	%	63.3%	11.4%	25.3%	100%	28.8%
I prefer to socialize with people of my own culture.	Count	9	52	19	80	31
	%	11.3%	65.0%	23.8%	100%	27.9%
AUC students are friendly when you get to know them.	Count	59	3	16	78	33
	%	75.6%	3.8%	20.5%	100%	29.7%
I would have liked more chances to experience Egyptian culture and family life.	Count	49	7	23	79	32
	%	62.0%	8.9%	29.1%	100%	28.8%
I would have liked to make more friends from AUC.	Count	48	9	23	80	31
	%	60.0%	11.3%	28.8%	100%	27.9%
It is difficult to meet Egyptians from outside the university.	Count	35	26	19	80	31
	%	43.8%	32.5%	23.8%	100%	27.9%
I had difficulty in finding transportation to and from central Cairo and other local places.	Count	21	36	21	78	33
	%	26.9%	46.2%	26.9%	100%	29.7%

		Combined strongly agree and agree	Combined disagree and strongly disagree	Neutral	Total	Missing
I had difficulty adapting to Egypt.	Count	15	42	22	79	32
	%	19.0%	53.2%	27.8%	100%	28.8%
Cultural differences are respected at the university.	Count	54	9	17	80	31
	%	67.5%	11.3%	21.3%	100%	27.9%
Religious differences are respected at the university.	Count	51	12	15	78	33
	%	65.4%	15.4%	19.2%	100%	29.7%
I've made some good contacts for the future.	Count	54	4	21	79	32
	%	68.4%	5.1%	26.6%	100%	28.8%
I intend to correspond (email, Facebook, etc.) with the people I've met at AUC when I go back to my home country.	Count	63	2	14	79	32
	%	79.7%	2.5%	17.7%	100%	28.8%



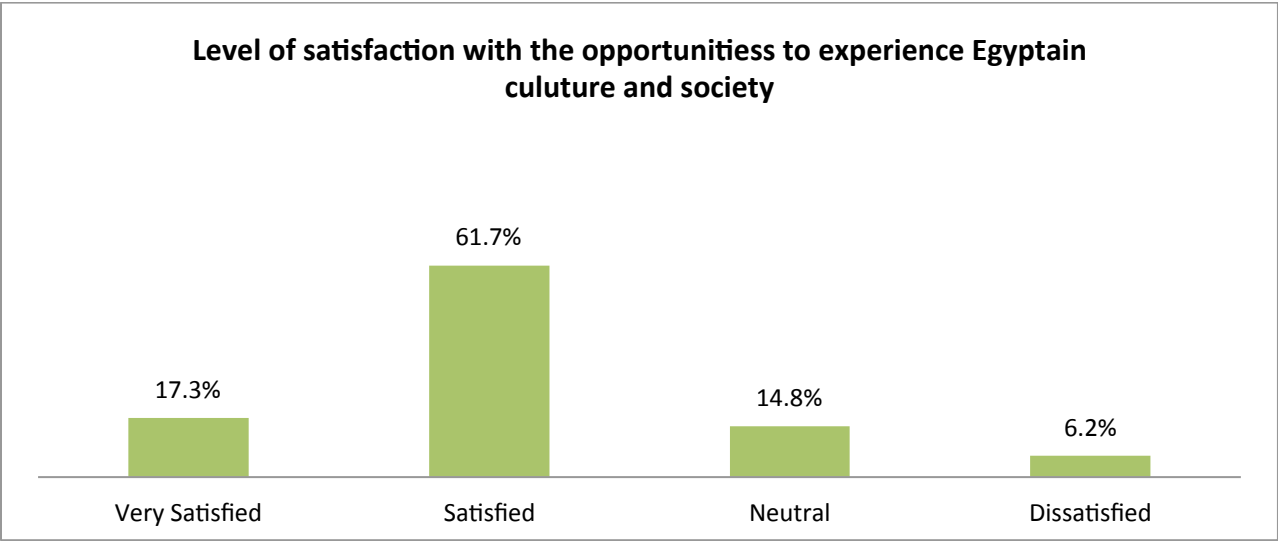
To what extent do you agree with these statements?

		Combined strongly agree and agree	Combined disagree and strongly disagree	Neutral	Total	Missing
I've had serious conversations with students who were different from me in terms of their religious beliefs, political opinions, or personal values.	Count	63	5	11	79	32
	%	79.7%	6.3%	13.9%	100%	28.8%
My experience has helped me become more flexible and adaptable in new environments.	Count	63	1	14	78	33
	%	80.8%	1.3%	17.9%	100%	29.7%
My experience has helped increase my understanding of myself.	Count	64	2	12	78	33
	%	82.1%	2.6%	15.4%	100%	29.7%
My experience has helped me grow more self-confident.	Count	58	7	13	78	33
	%	74.4%	9.0%	16.7%	100%	29.7%
My experience has helped increase my understanding of my own country and my own culture.	Count	60	3	15	78	33
	%	76.9%	3.8%	19.2%	100%	29.7%
My experience has increased my awareness of regional and global issues.	Count	67	2	8	77	34
	%	87.0%	2.6%	10.4%	100%	30.6%
My experience has helped me understand and appreciate differences in values, cultures, and beliefs.	Count	64	2	12	78	33
	%	82.1%	2.6%	15.4%	100%	29.7%
I've met my personal goals for my study experience at AUC.	Count	51	6	20	77	34
	%	66.2%	7.8%	26.0%	100%	30.6%



Overall, how satisfied are you with the opportunities you had to experience Egyptian culture and society?

	Frequency	Percent
Very Satisfied	14	17.3%
Satisfied	50	61.7%
Neutral	12	14.8%
Dissatisfied	5	6.2%
Total	81	100%
Missing	30	27%



Do you have any advice to give to future students from your country/region?

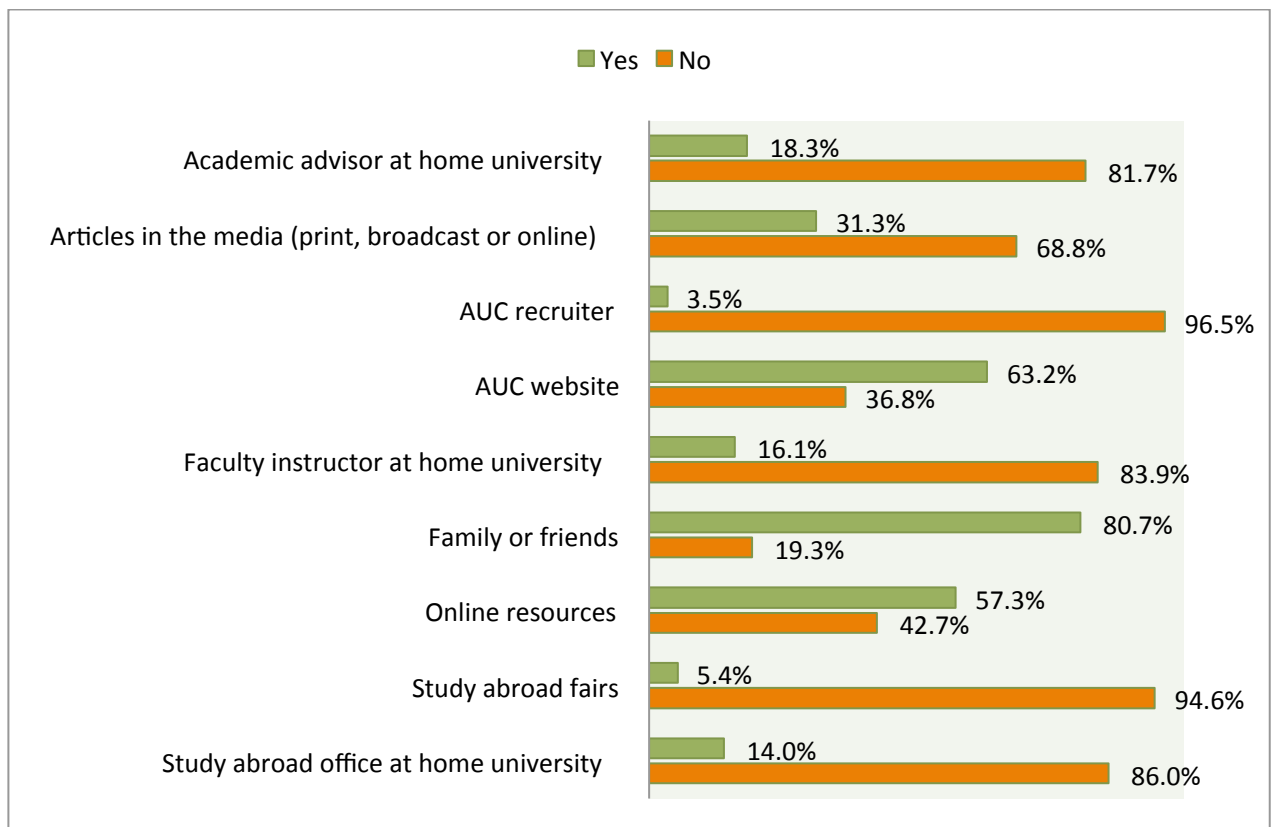
1. You have to give respect to earn it. Respect your culture, country and yourself. And also respect others' as well. Doing so while communicating with people here, will make the process easier for you, and will spare you harassment.
2. It is important for them to realize that the US is seen as a meddler in Egyptian politics and that many Egyptians have a negative stereotype of our president, our government, etc. but are accepting of Americans as individuals.
3. Egypt is exaggerated. Cairo is hostile. AUC is extra easy. Unfortunately.
4. Since I'm from Sudan, which isn't as foreign to Egypt as many other international students, those coming from my country won't find it as difficult. Language isn't an issue and culture is very similar. Unfortunately, many Egyptians don't even know that so they may have to deal with cultural ignorance.
5. Get involved in something outside AUC. It is a wonderful institution with many incredible organizations and clubs within it, but it is also a bubble. Deciding to teach English voluntarily at a church in Old Cairo was one of the best decisions I made this past semester.
6. Reserved
7. N.B. For the purpose of this survey, it should be noted that I attended AUC only to audit one course for one semester. I was already a foreign resident of Cairo before registering and did not travel to Egypt specifically for AUC.
8. Don't care
9. Get to know people outside of AUC, get to know scholarship students at AUC
10. To live outside of the dorms and away from Zamalek.
11. AUC still functions under colonial structures. It is not representative of American culture. It mainly hires white foreign faculty and staff, this is not representative of American cultures. America is a multicultural multiethnic society yet AUC continues hire mainly white foreign faculty and staff. very disappointing.

12. Try to mingle with, and make as many friends as possible - with as many nationalities as you can.
13. This survey is way too long
14. "In AUC no TRUE Egyptian culture is seen.
Many people are of 'high class' and the normal people like me are amazing but they aren't enough to show me true Egyptian culture. I have to get out to see it."
15. Future students should have an open mind, be willing to embrace in Egyptian culture, but also be prepared to deal with issues from Egyptians, who may not be well versed in people who represent a different culture in the United States. I mainly say this as it pertains to students of color from the United States. I would be very beneficial for you to study the culture very much, by exploring it, connecting with Egyptian friends (who are really true friends), and learning about various customs. It will allow for you to enjoy the culture and keep yourself safe. For young women coming to study here, please remember that cultural differences relating to women's attire in the "public sphere," unless you are in a nightclub or private social gathering (or in Zamalek), are not the same in the United States Remember to take that into consideration, even though, honestly, that will not protect you from sexual harassment.
16. Egyptians are friendly however this university still is under developed. Keep that in mind
17. "1) I have been attacked many times coming from Saudi Arabia were our traditions defer than Liberal AUC'ians.
2) I have been undermined by an American Dr who called my religion believes Myths. The same Dr. shared his atheist believes that disrespect all religions."
18. "Try not to be shy, because if you are, you will have difficulty coping, I couldn't cope until the end of this semester..."
19. Oh and also, keep an eye on the Banner Self Service, because registration is the worst experience you will EVER go through"
20. Bring your favorite snacks because receiving care packages is expensive.
21. Get off campus, and out of your comfort zone.
22. Communicate with people from different cultures.
23. I am satisfied by AUC had nothing to do with it. I have had lots of opportunities but not through AUC.
24. Go to a teashop every day to drink Turkish coffee and play backgammon or chess. Wear a robe as much as possible.
25. Learn as much as you can from a different country's culture.
26. That they should know that Egyptian students in AUC are not too friendly, or do not keep strong friendship with foreigners. You might a few who accept you after a long time.
Blacks are looked down on in general in Egypt, so have a personal self-acceptance of who you are and that you are not inferior for god have created all equally.
27. If you don't want to study American and Egyptian culture only, don't go to learn in AUC Egypt. Every thing in courses is designed according to the American and Egyptian way. Nothing else of the international heritage and thoughts you find!
28. This survey is designed in a very bad way. N/A is missing in many of the questions that require them and some questions do not consider that international students are not only Americans. If you want good feedback you need to design a good survey.

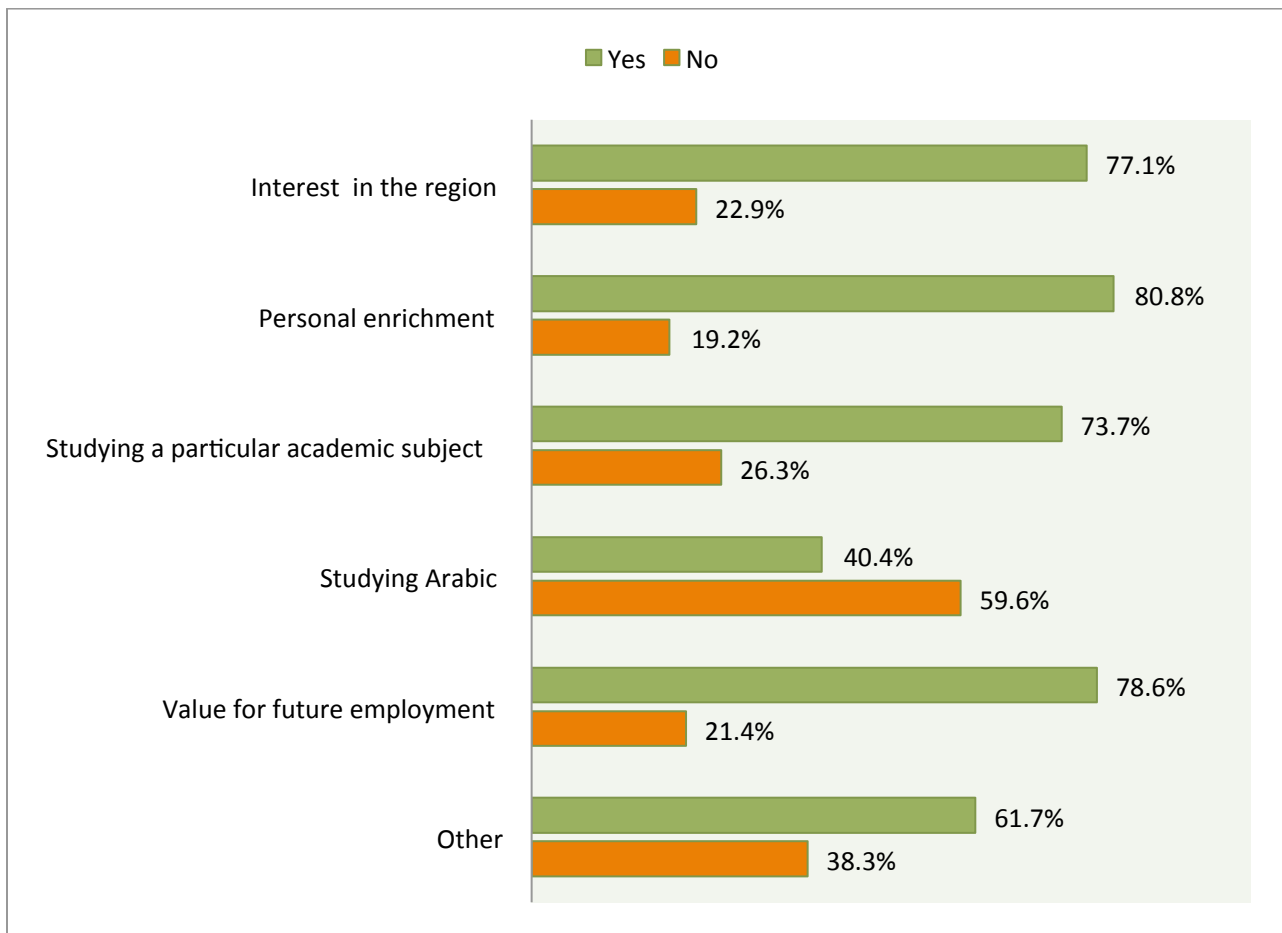
29. Don't study at AUC unless you are ready to be treated like garbage for being from America. There is a heinous double standard about what is acceptable for Egyptian students to get away with (because professors think they are lazy anyway) and what foreign students are expected to do. This is the case for assignments, meeting administrative deadlines, or using the health facilities. I have had an immensely different experience on this campus than my Egyptian-American friends just because I am visibly a foreigner. AUC really needs to start enforcing the rules for everyone or relaxing them for the foreigners too, especially since there are only about 30 of us on this campus.
30. "AUC is not Egypt. The Egyptians that go to AUC are generally very insular despite their seeming out wordiness towards the world. When I say insular, I mean that they are often clueless about what is going on in their own country. It's hard not to hold that against them. Egypt can be a difficult country to live in, but it makes you appreciate what you have back home, but it is also a very interesting place to be. Enjoy your time there!"

Section II: Your choice at AUC

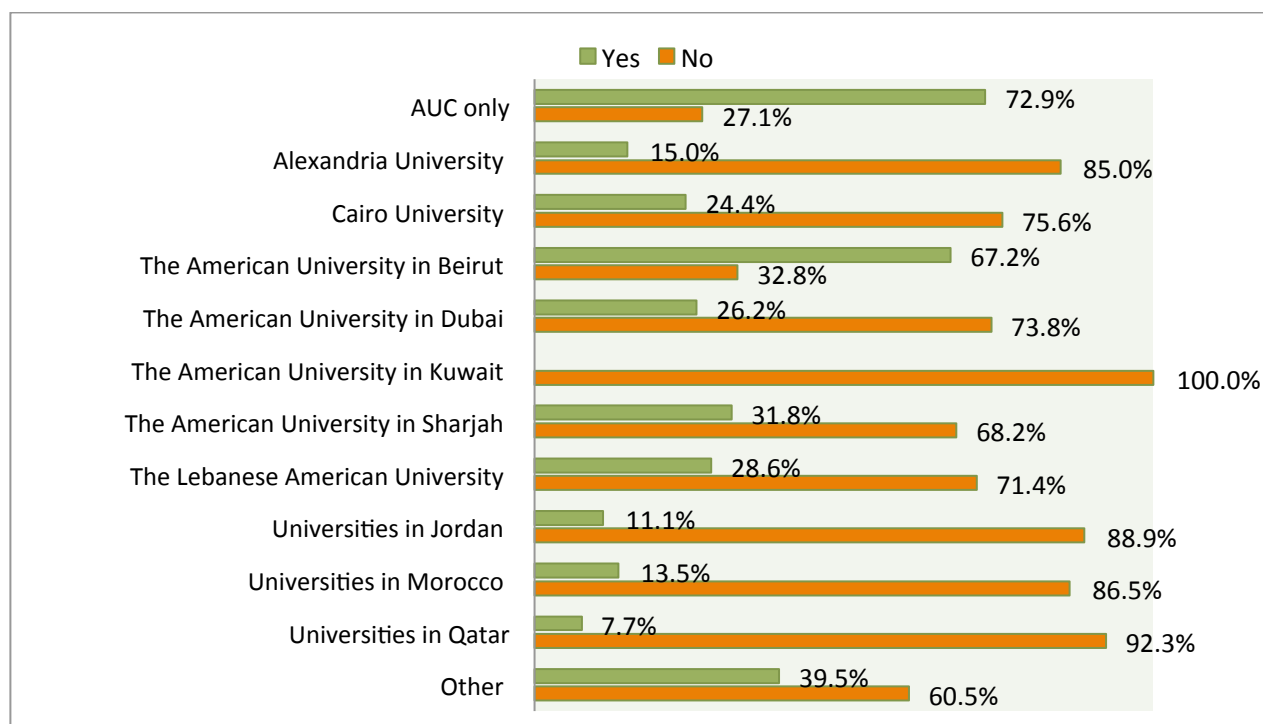
How did you hear about AUC?		Yes	No	Total	Missing
Academic advisor at home university	Count	11	49	60	51
	%	18.3%	81.7%	100%	45.9%
Articles in the media (print, broadcast or online)	Count	20	44	64	47
	%	31.3%	68.8%	100%	42.3%
AUC recruiter	Count	2	55	57	54
	%	3.5%	96.5%	100%	48.6%
AUC website	Count	43	25	68	43
	%	63.2%	36.8%	100%	38.7%
Faculty instructor at home university	Count	9	47	56	55
	%	16.1%	83.9%	100%	49.5%
Family or friends	Count	67	16	83	28
	%	80.7%	19.3%	100%	25.2%
Online resources	Count	43	32	75	36
	%	57.3%	42.7%	100%	32.4%
Study abroad fairs	Count	3	53	56	55
	%	5.4%	94.6%	100%	49.5%
Study abroad office at home university	Count	8	49	57	54
	%	14.0%	86.0%	100%	48.6%



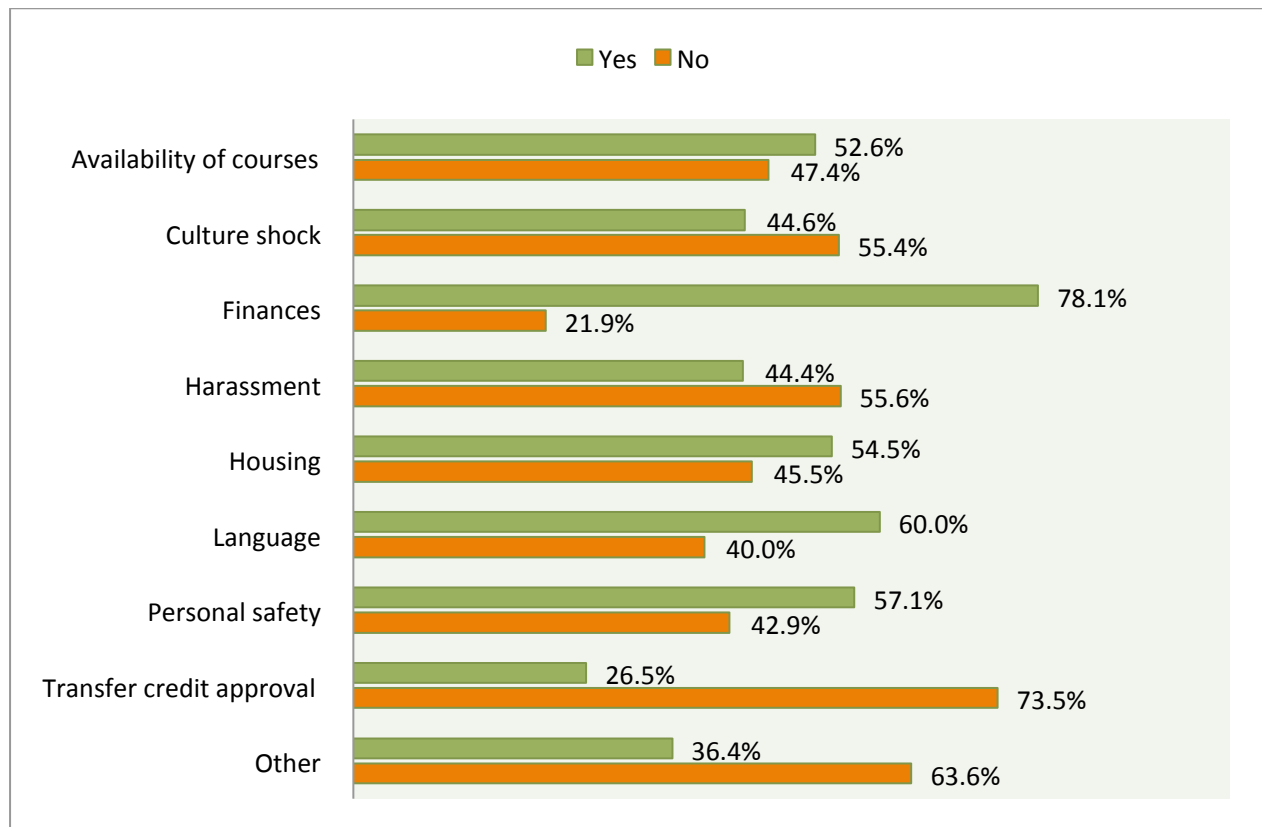
Why did you want to study at AUC?		Yes	No	Total	Missing
Interest in the region	Count	54	16	70	41
	%	77.1%	22.9%	100%	36.9%
Personal enrichment	Count	59	14	73	38
	%	80.8%	19.2%	100%	34.2%
Studying a particular academic subject	Count	56	20	76	35
	%	73.7%	26.3%	100%	31.5%
Studying Arabic	Count	23	34	57	54
	%	40.4%	59.6%	100%	48.6%
Value for future employment	Count	55	15	70	41
	%	78.6%	21.4%	100%	36.9%
Other	Count	37	23	60	51
	%	61.7%	38.3%	100%	45.9%



When making your decision to study in the Middle East, which of the following universities did you consider?		Yes	No	Total	Missing
AUC only	Count	51	19	70	41
	%	72.9%	27.1%	100%	36.9%
Alexandria University	Count	6	34	40	71
	%	15.0%	85.0%	100%	64.0%
Cairo University	Count	11	34	45	66
	%	24.4%	75.6%	100%	59.5%
The American University in Beirut	Count	41	20	61	50
	%	67.2%	32.8%	100%	45.0%
The American University in Dubai	Count	11	31	42	69
	%	26.2%	73.8%	100%	62.2%
The American University in Kuwait	Count	-	35	35	76
	%	0%		100%	68.5%
The American University in Sharjah	Count	14	30	44	67
	%	31.8%	68.2%	100%	60.4%
The Lebanese American University	Count	12	30	42	69
	%	28.6%	71.4%	100%	62.2%
Universities in Jordan	Count	4	32	36	75
	%	11.1%	88.9%	100%	67.6%
Universities in Morocco	Count	5	32	37	74
	%	13.5%	86.5%	100%	0.0%
Universities in Qatar	Count	3	36	39	72
	%	7.7%	92.3%	100%	64.9%
Other	Count	17	26	43	68
	%	39.5%	60.5%	100%	61.3%



What were your concerns prior to arriving at AUC?		Yes	No	Total	Missing
Availability of courses	Count	30	27	57	54
	%	52.6%	47.4%	100%	48.6%
Culture shock	Count	25	31	56	55
	%	44.6%	55.4%	100%	49.5%
Finances	Count	57	16	73	38
	%	78.1%	21.9%	100%	34.2%
Harassment	Count	24	30	54	57
	%	44.4%	55.6%	100%	51.4%
Housing	Count	30	25	55	56
	%	54.5%	45.5%	100%	50.5%
Language	Count	33	22	55	56
	%	60.0%	40.0%	100%	50.5%
Personal safety	Count	36	27	63	48
	%	57.1%	42.9%	100%	43.2%
Transfer credit approval	Count	13	36	49	62
	%	26.5%	73.5%	100%	55.9%
Other	Count	16	28	44	67
	%	36.4%	63.6%	100%	60.4%



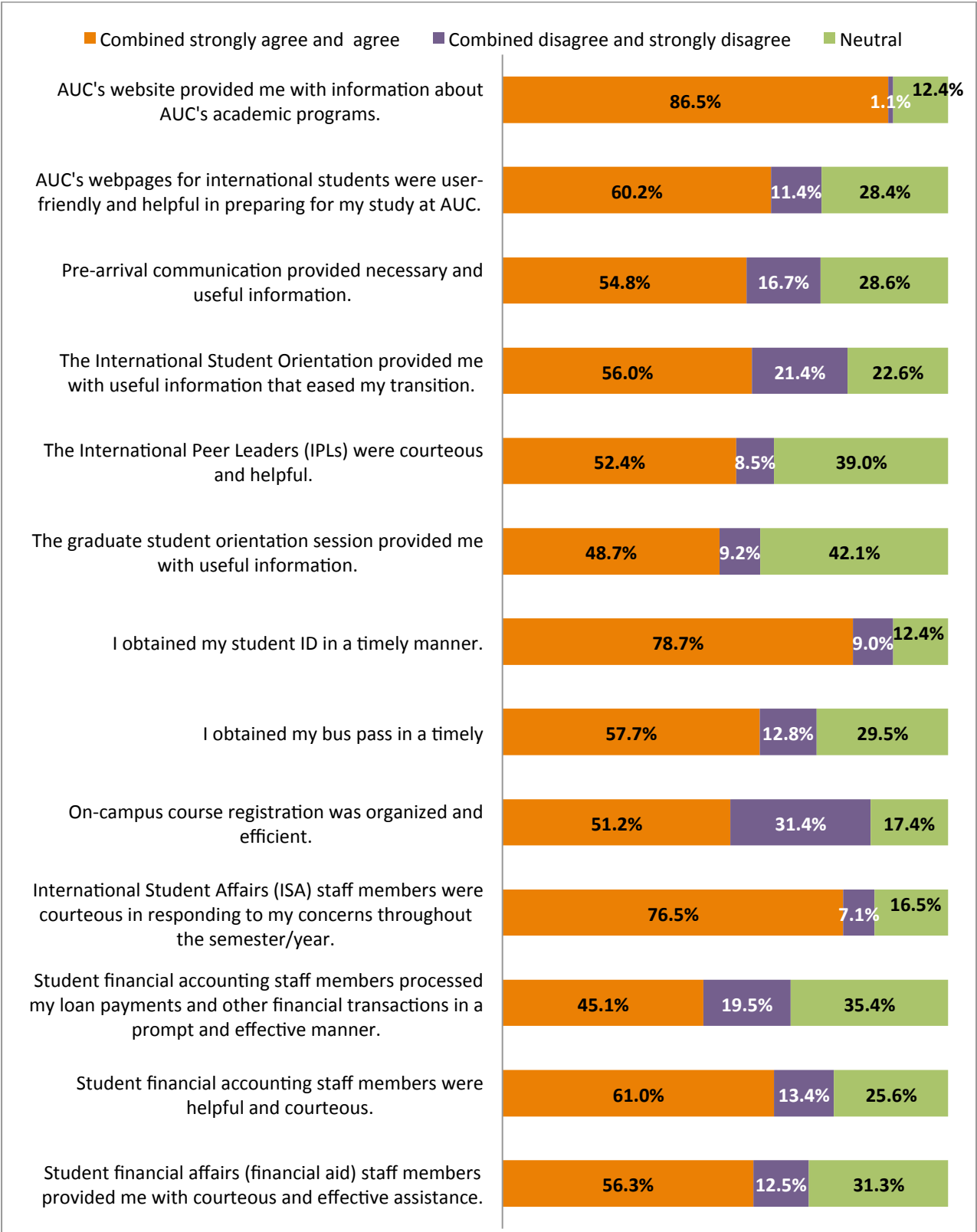
What additional information would have been useful to have before you arrived in Cairo?

1. Knowledge of commuting times to and from campus. At times it was 1 1/2 hours one way.
2. I had been living and studying Cairo for more than 2 years before joining auc.
3. It would be useful for western international students to be more explicitly warned about just how conservative and draconian the culture is within university residences—even for an American University—and that functionally, the security guards enforce sharia law upon the students more than they serve and protect the students. Also, it is incredible that AUC does not have a meal plan. International students need to be made well aware of this before arrival in Cairo, and they should be presented with comprehensive information about how to feed themselves in a way that is healthy, economic, and time-efficient. Finally, they should be told not to worry too much about coming to Cairo, because the ISA is a phenomenal team that will take very good care of them.
4. Updates on the political situation/crisis in Egypt
5. An individual assessment of the facts on the ground. For foreigners, what we read in the news is all we know, and it's usually not accurate and useful information when we're deciding to come to live here.
6. To bring winter clothes because it is very cold in the winter.
7. "Probably ask each student to contact his embassy for security reasons and instructions: A map :D"
8. Housing, and being aware that AUC does not have a meal plan. This would have been very beneficial for me in being fully prepared. Also, concerning housing, I would be more than happy in establishing an off-campus student housing organization/plan which assist students to be properly linked with the right housing authorities, so that they are not exploited or taken advantaged of.
9. Orientation and arrival receiving
10. "AUC does not provide, arrange, or assist with finding housing for married people. When my wife and I went to the ISA, they were not prepared to assist us in any way, other than telling us to search the Internet.
Also, it would be very helpful to have a simplified map of Cairo, highlighting only the major areas in relation to each other, like Maadi, Zamalak, Nasr City, New Cairo, etc. This would have saved me a lot of confusion and helped me feel less lost in the first months."
11. To know how extremely far away is Campus from downtown (both for security reasons in case of protests, and commuting times)
12. Informing us that the AUC is really really far away from everything.
13. The issue of resident cypermit, I would have want to know that in Egypt their is no two years resident visa for a two year post graduate program that every semester my residency permit depend on my taking three courses which puts the International students on pressure to take three courses even when he/she can not handle it.
14. The communication with international students before their arrival is just terrible. Improve that.
15. "Financial Assistance Schemes
 - Safety and Security
 - News on the political situations in Egypt and at New Cairo city
 - How to send or bring money to Egypt
 - Transportation from the airport to campus (AUC shuttle)"

Section III: Your Introduction to AUC

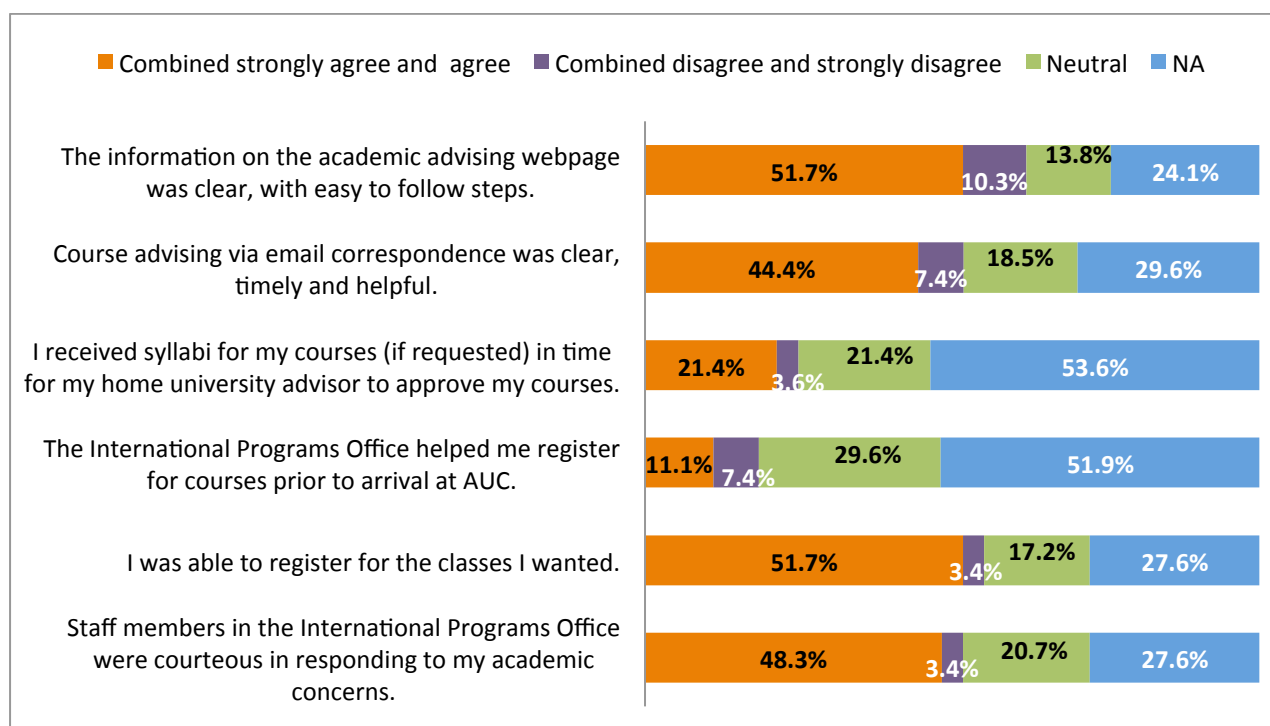
Please indicate your level of agreement with the following statements related to your transition to the university.

Statements related to the students' transition to the university		Combined strongly agree and agree	Combined disagree and strongly disagree	Neutral	Total	Missing
AUC's website provided me with information about AUC's academic programs.	Count	77	1	11	89	22
	%	86.5%	1.1%	12.4%	100%	19.8%
AUC's webpages for international students were user-friendly and helpful in preparing for my study at AUC.	Count	53	10	25	88	23
	%	60.2%	11.4%	28.4%	100%	0.0%
Pre-arrival communication provided necessary and useful information.	Count	46	14	24	84	27
	%	54.8%	16.7%	28.6%	100%	24.3%
The International Student Orientation provided me with useful information that eased my transition.	Count	47	18	19	84	27
	%	56.0%	21.4%	22.6%	100%	24.3%
The International Peer Leaders (IPLs) were courteous and helpful.	Count	43	7	32	82	29
	%	52.4%	8.5%	39.0%	100%	26.1%
The graduate student orientation session provided me with useful information.	Count	37	7	32	76	35
	%	48.7%	9.2%	42.1%	100%	31.5%
I obtained my student ID in a timely manner.	Count	70	8	11	89	22
	%	78.7%	9.0%	12.4%	100%	19.8%
I obtained my bus pass in a timely	Count	45	10	23	78	33
	%	57.7%	12.8%	29.5%	100%	29.7%
On-campus course registration was organized and efficient.	Count	44	27	15	86	25
	%	51.2%	31.4%	17.4%	100%	22.5%
International Student Affairs (ISA) staff members were courteous in responding to my concerns throughout the semester/year.	Count	65	6	14	85	26
	%	76.5%	7.1%	16.5%	100%	23.4%
Student financial accounting staff members processed my loan payments and other financial transactions in a prompt and effective manner.	Count	37	16	29	82	29
	%	45.1%	19.5%	35.4%	100%	26.1%
Student financial accounting staff members were helpful and courteous.	Count	50	11	21	82	29
	%	61.0%	13.4%	25.6%	100%	26.1%
Student financial affairs (financial aid) staff members provided me with courteous and effective assistance.	Count	45	10	25	80	31
	%	56.3%	12.5%	31.3%	100%	27.9%



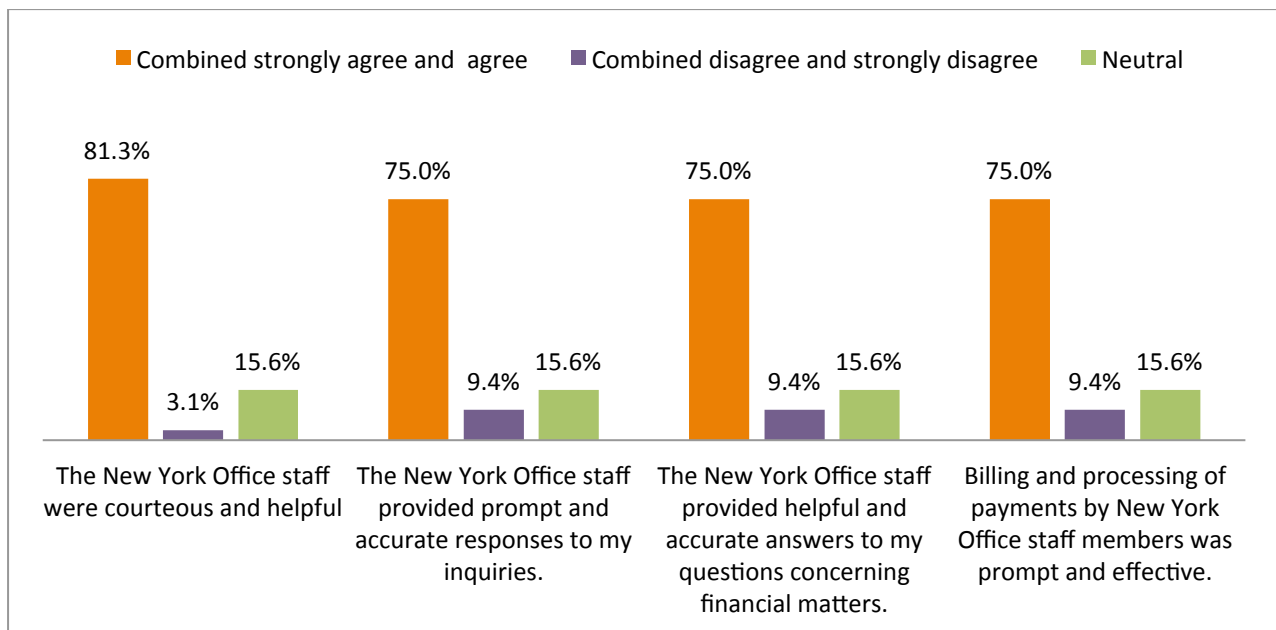
If you are a study abroad student, please indicate your level of agreement with the following statements related to your course advising and registration.

Statements related to study abroad students' course advising and registration		Combined strongly agree and agree	Combined disagree and strongly disagree	Neutral	NA	Total	Missing
The information on the academic advising webpage was clear, with easy to follow steps.	Count	15	3	4	7	29	82
	%	51.7%	10.3%	13.8%	24.1%	100%	73.9%
Course advising via email correspondence was clear, timely and helpful.	Count	12	2	5	8	27	84
	%	44.4%	7.4%	18.5%	29.6%	100%	75.7%
I received syllabi for my courses (if requested) in time for my home university advisor to approve my courses.	Count	6	1	6	15	28	83
	%	21.4%	3.6%	21.4%	53.6%	100%	74.8%
The International Programs Office helped me register for courses prior to arrival at AUC.	Count	3	2	8	14	27	84
	%	11.1%	7.4%	29.6%	51.9%	100%	75.7%
I was able to register for the classes I wanted.	Count	15	1	5	8	29	82
	%	51.7%	3.4%	17.2%	27.6%	100%	73.9%
Staff members in the International Programs Office were courteous in responding to my academic concerns.	Count	14	1	6	8	29	82
	%	48.3%	3.4%	20.7%	27.6%	100%	73.9%



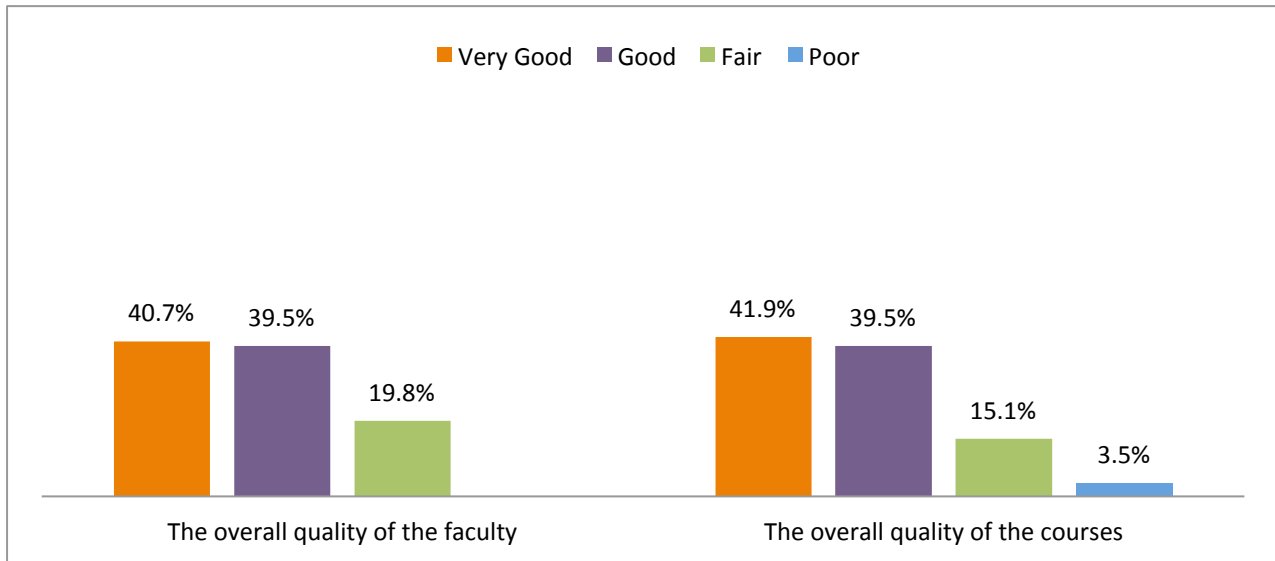
If you applied through AUC'S [New York office](#), please indicate your level of agreement with the following statements:

		Combine d strongly agree and agree	Combined disagree and strongly disagree	Neutral	Total	Missing
The New York Office staff were courteous and helpful.	Count	26	1	5	32	79
	%	81.3%	3.1%	15.6%	100%	71.2%
The New York Office staff provided prompt and accurate responses to my inquiries.	Count	24	3	5	32	79
	%	75.0%	9.4%	15.6%	100%	71.2%
The New York Office staff provided helpful and accurate answers to my questions concerning financial matters.	Count	24	3	5	32	79
	%	75.0%	9.4%	15.6%	100%	71.2%
Billing and processing of payments by New York Office staff members was prompt and effective.	Count	24	3	5	32	79
	%	75.0%	9.4%	15.6%	100%	71.2%



Section IV: Academic Instruction

The overall quality of academic instruction at AUC		Very Good	Good	Fair	Poor	Total	Missing
The overall quality of the faculty	Count	35	34	17	-	86	25
	%	40.7%	39.5%	19.8%	0%	100%	22.5%
The overall quality of the courses	Count	36	34	13	3	86	25
	%	41.9%	39.5%	15.1%	3.5%	100%	22.5%



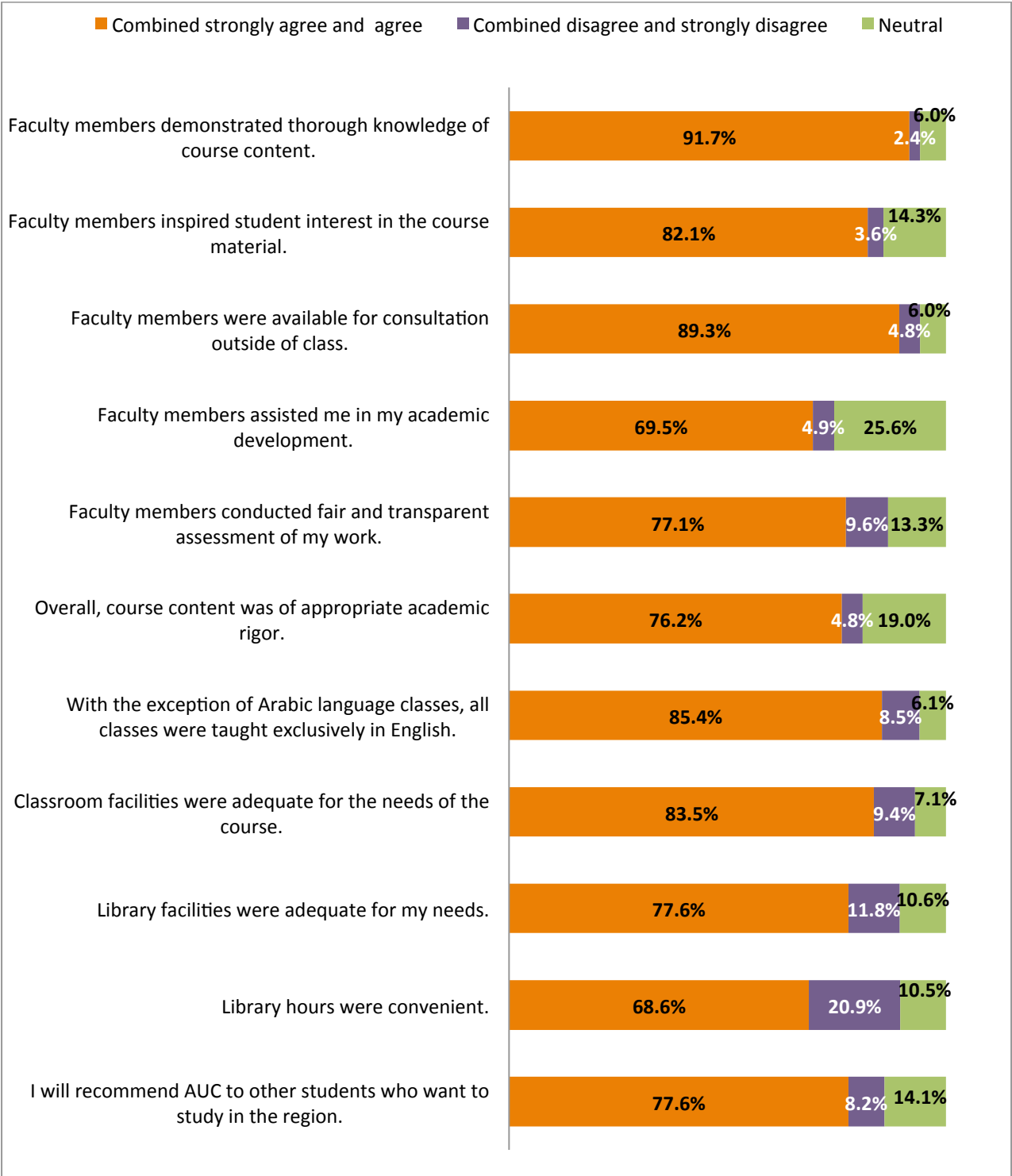
The overall quality of academic instruction at AUC across all students' categories

		The overall quality of the faculty			Total
		Very Good	Good	Fair	
Type of study program at AUC:	Arabic Language Intensive Program	2	-	-	2
		100%	0%	0%	100%
	Degree program: BS/BA	4	16	8	28
		14.3%	57.1%	28.6%	100%
	Degree program: MS/MA	17	9	8	34
		50.0%	26.5%	23.5%	100%
	Graduate Diploma	5	3	-	8
		62.5%	37.5%	0%	100%
	Study Abroad, Fall 2013	3	1	-	4
		75.0%	25.0%	0%	100%
Study Abroad, full year ending Spring 2014	-	1	-	1	
	0%	100%	0%	100%	
Other	4	4	1	9	
	44.4%	44.4%	11.1%	100%	
Total		35	34	17	86
		40.7%	39.5%	19.8%	100%

		The overall quality of the courses				Total
		Very Good	Good	Fair	Poor	
Type of study program at AUC:	Arabic Language Intensive Program	2	-	-	-	2
		100%	0%	0%	0%	100%
	Degree program: BS/BA	6	16	5	2	29
		20.7%	55.2%	17.2%	6.9%	100%
	Degree program: MS/MA	18	9	5	1	33
		54.5%	27.3%	15.2%	3.0%	100%
	Graduate Diploma	5	2	1	-	8
		62.5%	25.0%	12.5%	0%	100%
	Study Abroad, Fall 2013	1	2	1	-	4
		25.0%	50.0%	25.0%	0%	100%
Study Abroad, full year ending Spring 2014	-	1	-	-	1	
	0%	100%	0%	0%	100%	
Other	4	4	1	-	9	
	44.4%	44.4%	11.1%	0%	100%	
Total		36	34	13	3	86
		41.9%	39.5%	15.1%	3.5%	100%

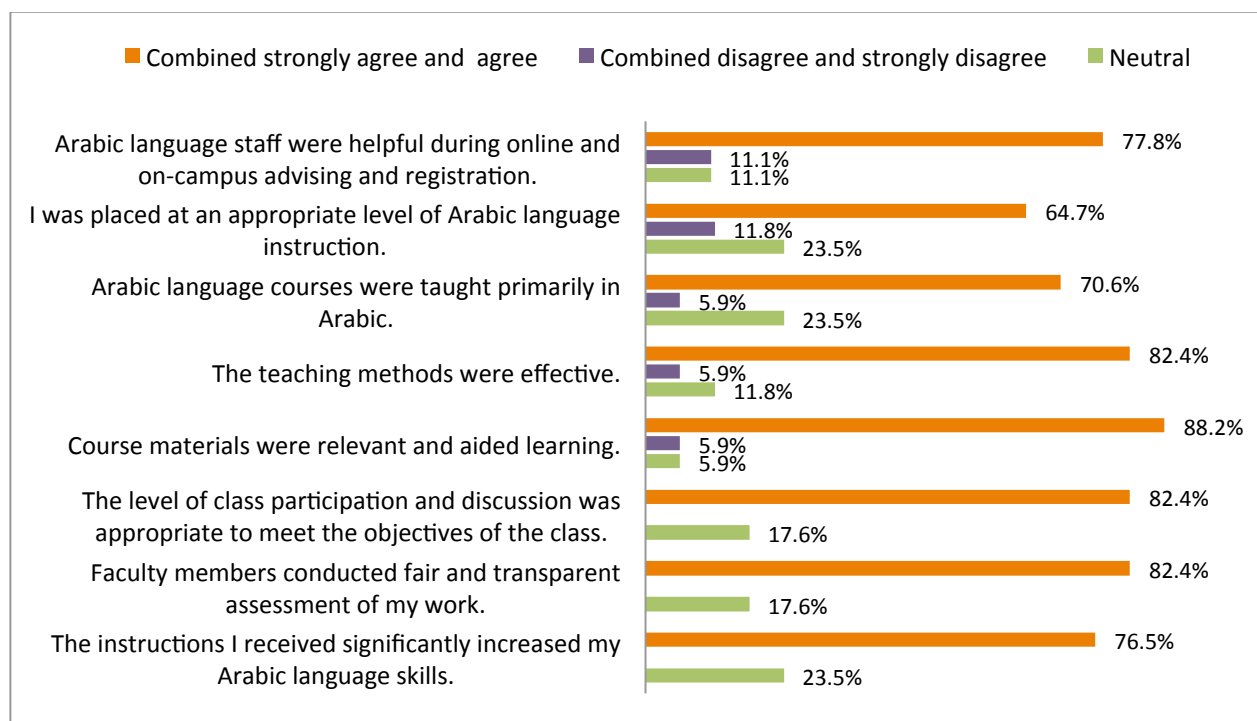
Please indicate your level of agreement with the following statements related to academic instruction at AUC:

		Combined strongly agree and agree	Combined disagree and strongly disagree	Neutral	Total	Missing
Faculty members demonstrated thorough knowledge of course content.	Count	77	2	5	84	27
	%	91.7%	2.4%	6.0%	100%	24.3%
Faculty members inspired student interest in the course material.	Count	69	3	12	84	27
	%	82.1%	3.6%	14.3%	100%	24.3%
Faculty members were available for consultation outside of class.	Count	75	4	5	84	27
	%	89.3%	4.8%	6.0%	100%	24.3%
Faculty members assisted me in my academic development.	Count	57	4	21	82	29
	%	69.5%	4.9%	25.6%	100%	26.1%
Faculty members conducted fair and transparent assessment of my work.	Count	64	8	11	83	28
	%	77.1%	9.6%	13.3%	100%	25.2%
Overall, course content was of appropriate academic rigor.	Count	64	4	16	84	27
	%	76.2%	4.8%	19.0%	100%	24.3%
With the exception of Arabic language classes, all classes were taught exclusively in English.	Count	70	7	5	82	29
	%	85.4%	8.5%	6.1%	100%	26.1%
Classroom facilities were adequate for the needs of the course.	Count	71	8	6	85	26
	%	83.5%	9.4%	7.1%	100%	23.4%
Library facilities were adequate for my needs.	Count	66	10	9	85	26
	%	77.6%	11.8%	10.6%	100%	23.4%
Library hours were convenient.	Count	59	18	9	86	25
	%	68.6%	20.9%	10.5%	100%	22.5%
I will recommend AUC to other students who want to study in the region.	Count	66	7	12	85	26
	%	77.6%	8.2%	14.1%	100%	23.4%



If you studied [Arabic](#) at AUC, please rate the following aspects of language instruction.

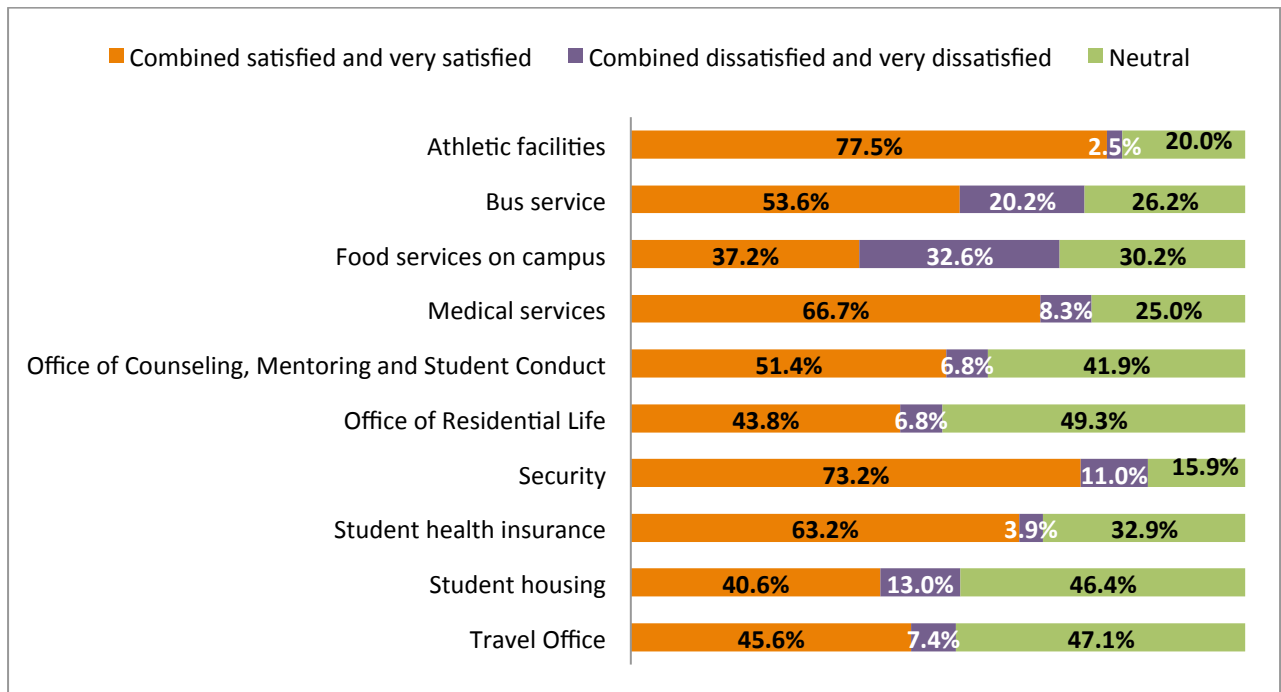
		Combined strongly agree and agree	Combined disagree and strongly disagree	Neutral	Total	Missing
Arabic language staff were helpful during online and on-campus advising and registration.	Count	14	2	2	18	93
	%	77.8%	11.1%	11.1%	100%	83.8%
I was placed at an appropriate level of Arabic language instruction.	Count	11	2	4	17	94
	%	64.7%	11.8%	23.5%	100%	84.7%
Arabic language courses were taught primarily in Arabic.	Count	12	1	4	17	94
	%	70.6%	5.9%	23.5%	100%	84.7%
The teaching methods were effective.	Count	14	1	2	17	94
	%	82.4%	5.9%	11.8%	100%	84.7%
Course materials were relevant and aided learning.	Count	15	1	1	17	94
	%	88.2%	5.9%	5.9%	100%	84.7%
The level of class participation and discussion was appropriate to meet the objectives of the class.	Count	14	-	3	17	94
	%	82.4%	0%	17.6%	100%	84.7%
Faculty members conducted fair and transparent assessment of my work.	Count	14	-	3	17	94
	%	82.4%	0%	17.6%	100%	84.7%
The instructions I received significantly increased my Arabic language skills.	Count	13	-	4	17	94
	%	76.5%	0%	23.5%	100%	84.7%



Section V: AUC Services and Facilities

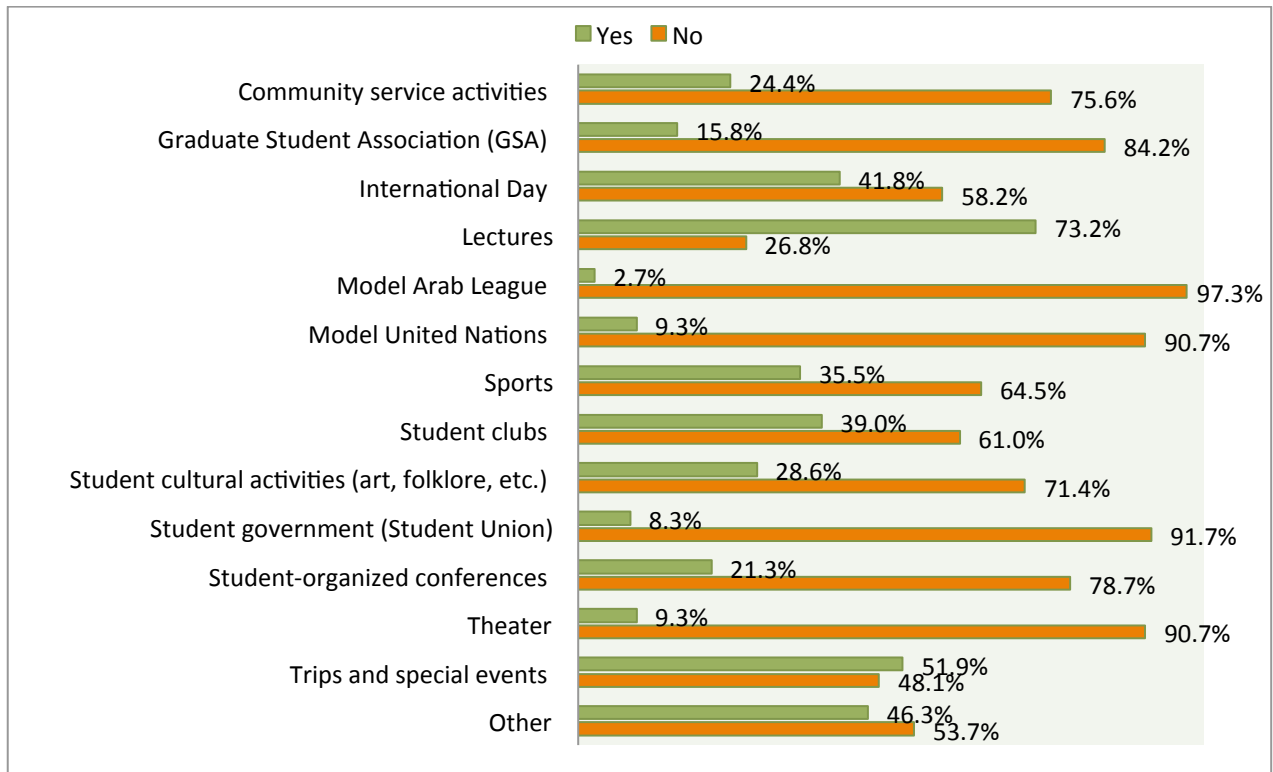
Please indicate your overall level of satisfaction with the following services:

		Combined satisfied and very satisfied	Combined dissatisfied and very dissatisfied	Neutral	Total	Missing
Athletic facilities	Count	62	2	16	80	31
	%	77.5%	2.5%	20.0%	100%	27.9%
Bus service	Count	45	17	22	84	27
	%	53.6%	20.2%	26.2%	100%	24.3%
Food services on campus	Count	32	28	26	86	25
	%	37.2%	32.6%	30.2%	100%	22.5%
Medical services	Count	56	7	21	84	27
	%	66.7%	8.3%	25.0%	100%	24.3%
Office of Counseling, Mentoring and Student Conduct	Count	38	5	31	74	37
	%	51.4%	6.8%	41.9%	100%	33.3%
Office of Residential Life	Count	32	5	36	73	38
	%	43.8%	6.8%	49.3%	100%	34.2%
Security	Count	60	9	13	82	29
	%	73.2%	11.0%	15.9%	100%	26.1%
Student health insurance	Count	48	3	25	76	35
	%	63.2%	3.9%	32.9%	100%	31.5%
Student housing	Count	28	9	32	69	42
	%	40.6%	13.0%	46.4%	100%	37.8%
Travel Office	Count	31	5	32	68	43
	%	45.6%	7.4%	47.1%	100%	38.7%

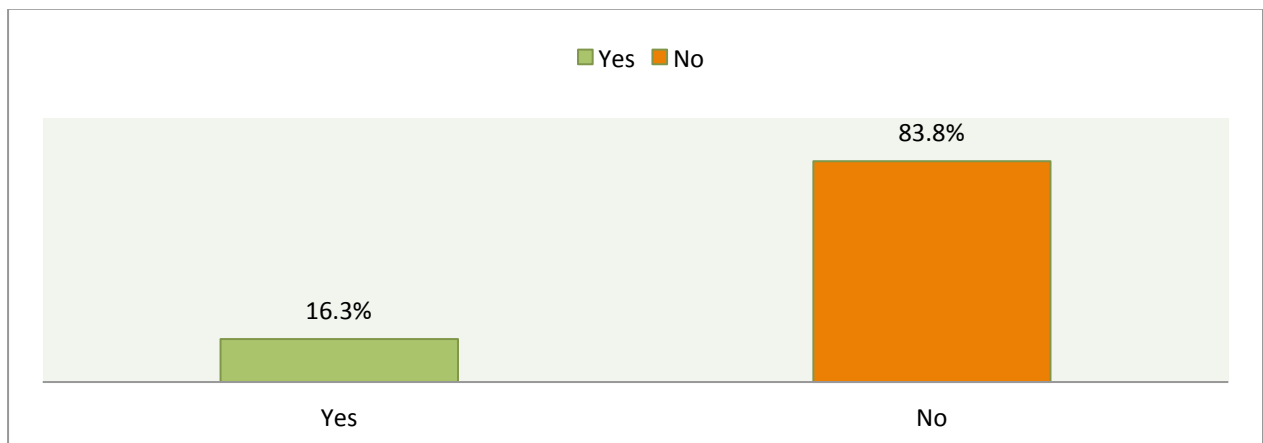


Section VI: Activities

Did you participate in any of the following extracurricular activities?		Yes	No	Total	Missing
Community service activities	Count	19	59	78	33
	%	24.4%	75.6%	100%	29.7%
Graduate Student Association (GSA)	Count	12	64	76	35
	%	15.8%	84.2%	100%	31.5%
International Day	Count	33	46	79	32
	%	41.8%	58.2%	100%	28.8%
Lectures	Count	60	22	82	29
	%	73.2%	26.8%	100%	26.1%
Model Arab League	Count	2	73	75	36
	%	2.7%	97.3%	100%	32.4%
Model United Nations	Count	7	68	75	36
	%	9.3%	90.7%	100%	32.4%
Sports	Count	27	49	76	35
	%	35.5%	64.5%	100%	31.5%
Student clubs	Count	30	47	77	34
	%	39.0%	61.0%	100%	30.6%
Student cultural activities (art, folklore, etc.)	Count	22	55	77	34
	%	28.6%	71.4%	100%	30.6%
Student Government (Student Union)	Count	6	66	72	39
	%	8.3%	91.7%	100%	35.1%
Student-organized conferences	Count	16	59	75	36
	%	21.3%	78.7%	100%	32.4%
Theater	Count	7	68	75	36
	%	9.3%	90.7%	100%	32.4%
Trips and special events	Count	41	38	79	32
	%	51.9%	48.1%	100%	28.8%
Other	Count	25	29	54	57
	%	46.3%	53.7%	100%	51.4%



Did you encounter any difficulty in joining student activities or groups?	Frequency	Percent
Yes	13	16.3%
No	67	83.8%
Total	80	100%
Missing	31	27.9%



If “Yes”, please specify:

1. I tried joining Model United Nations but it was very time consuming and the meeting days were not convenient for me so I dropped it.
2. "Communication: not enough information on the activities, who to contact, etc.
Example: ""model Egyptian parliament"" had a poster all over which stated none of the important information, it just said ""delegates recruitment"" !!"
3. Because I was the lone ALIN student this year, I had to schedule classes during assembly hour, which inhibited my ability to participate in extra-curricular activities.
4. The handling of the concerns of some students' organizations by the office of student development leaves much to be desired.
5. Groups did not meet enough
6. The biggest problem was not knowing what was available and how to join. I also did not feel welcomed to join.
7. As beside the MA i am working, i have time constraints that prevent me from participating in these activities
8. I could not participate in Model UN & Model Arab League, because the staff who were responsible of examining applicants told me it is not allowed for graduate student to participate. It was very discriminated behavior. By the way, I passed both examining process with highly appreciated impression by the examining's staff. Besides, some of the staff told me they will consult their faculty advisors of the Model to make any exception for me, but the faculty members refused also.
9. Some university clubs may ignore your request.
10. I don't think many of the student organizations really articulate what they do. They rarely have websites or materials providing information about themselves. As far as promotion, most seem to settle with a very general statement of a sentence or catch phrase or two put out in a newsletter like the "Buzz," and if you don't know anything about the group, such general statements don't help.
11. My first semester I was going to join an international group. I was called and was supposed to go to an "interview." I talked to the people in the group, and they never called back or expressed any interest in talking to me afterwards and even avoided making eye contact with me afterwards. It was a bit strange. I just wanted to meet people but I guess they were not interested after my "interview."

- ❖ Please provide us with a permanent email address -- one that you intend to monitor after you leave AUC -so that the university can stay in touch with you. Your email address will be kept strictly confidential.

Removed for respondents' confidentiality.

- ❖ If you are willing to be contacted for further research on the international student experience at AUC, please provide us with your contact information. This information will be kept confidential and will never appear in association with your responses on any reports from this survey.

Removed for respondent's confidentiality.