



First Year Experience Program Report



Spring 2012

Table of Contents

Page

Introduction and Overview

2

Section I:

General Survey Questions

3

Section II:

First Year Experience Program

6

Analysis for the “Neutral” item

11

Section III:

Students’ Comments

12

Executive Summary

Introduction and Overview

The First Year Experience Survey is designed to assess the effectiveness of the First-Year Experience Program (FYE). The program period was from January 22 to January 24, 2012.

The survey was designed by the Office of Institutional Research (OIR) in cooperation with the Core Curriculum Office and was distributed to participating students on the last day of the program. Approximately 386 surveys were distributed to the FYE students, and three hundred, sixty four (364) were completed and returned (94.3%).

Methodology and organization of the report:

This report is divided into three sections. In the ***first section***, general questions are presented as frequency tables and figures. In the ***second section*** students' evaluation of their experiences in the program are given in frequency and charts. In both previous sections, the survey responses values were collapsed into three categories of "Combined Agree" (Strongly Agree and Agree); "Combined Disagree" (Strongly Disagree and Disagree); "Neutral" and "NA" not applicable. In the ***third section***, students' comments are presented.

Students Demographics:

Students' gender was 46.7% female and 50% male and 3.3% of students did not report gender.

Section I: General Questions



➤ When the students were asked:

- **“The registration process was clear and well organized”**, 76.9% of students reported ‘combined agree’, 3.8% reported ‘combined disagree’, 14.3% reported ‘neutral’, and 3% skipped this question.
- **“The schedule of events was informative and helpful”**, 75.5% of students reported ‘combined agree’, 2.2% reported ‘combined disagree’, 19.5% reported ‘neutral’, and 2.5% skipped this question.
- **“I found the opening ceremony interesting and informative”**, 60.2% from the respondents reported ‘combined agree’, 9.1% reported ‘combined disagree’, 26.9 % reported ‘neutral’, and 3% skipped this question.
- **“I enjoyed the social events and found them well organized and helpful”**, 72.5% of students reported ‘combined agree’, 3.3% reported ‘combined disagree’, 20.3% reported ‘neutral’, and 3% skipped this question.
- **“The classrooms & other facilities were appropriate for their needs”**, 86.8% of students reported ‘combined agree’, 1.6% reported ‘combined disagree’, 9.9% reported ‘neutral’ and 1.6% skipped this question.
- **“The class teacher was organized, helpful and communicated effectively”**, 92.9% of students reported ‘combined agree’, 3% reported ‘combined disagree’, 2.5% reported ‘neutral’ and 1.6% skipped this question.
- **“The student leader was organized, helpful and communicated effectively”**, 95.6% from the respondents reported ‘combined agree’, no one reported ‘combined disagree’, 2.2% reported ‘neutral’, and 2.2% skipped this question.

Descriptive Analysis for Section I

Survey items:

- GQ.1 The registration process was clear and well organized
- GQ.2 The schedule of events was informative and helpful
- GQ.3 I found the opening ceremony interesting and informative
- GQ.4 I enjoyed the social events and found them well organized and helpful
- GQ.5 The classrooms and other facilities were appropriate for our needs
- GQ.6 The class teacher was organized, helpful and communicated effectively
- GQ.7 The student leader was organized, helpful and communicated effectively

Survey scale:

(5=Strongly Agree, 4=Agree, 3=Neutral, 2=Disagree, 1=Strongly Disagree)

Means

Table 1

<i>Item</i>	Registration Process	Events Schedule	Opening ceremony	Social events	Classrooms & other facilities	Class teacher	Student leader
<i>Mean</i>	1.94	1.95	2.33	2.01	1.66	1.36	1.26

Figure 1

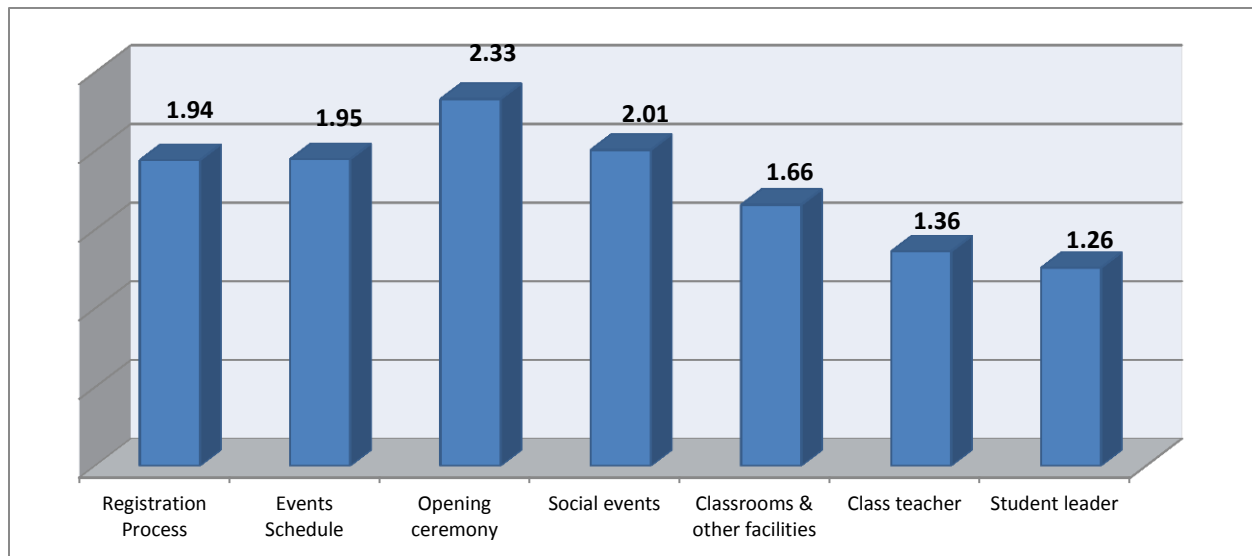
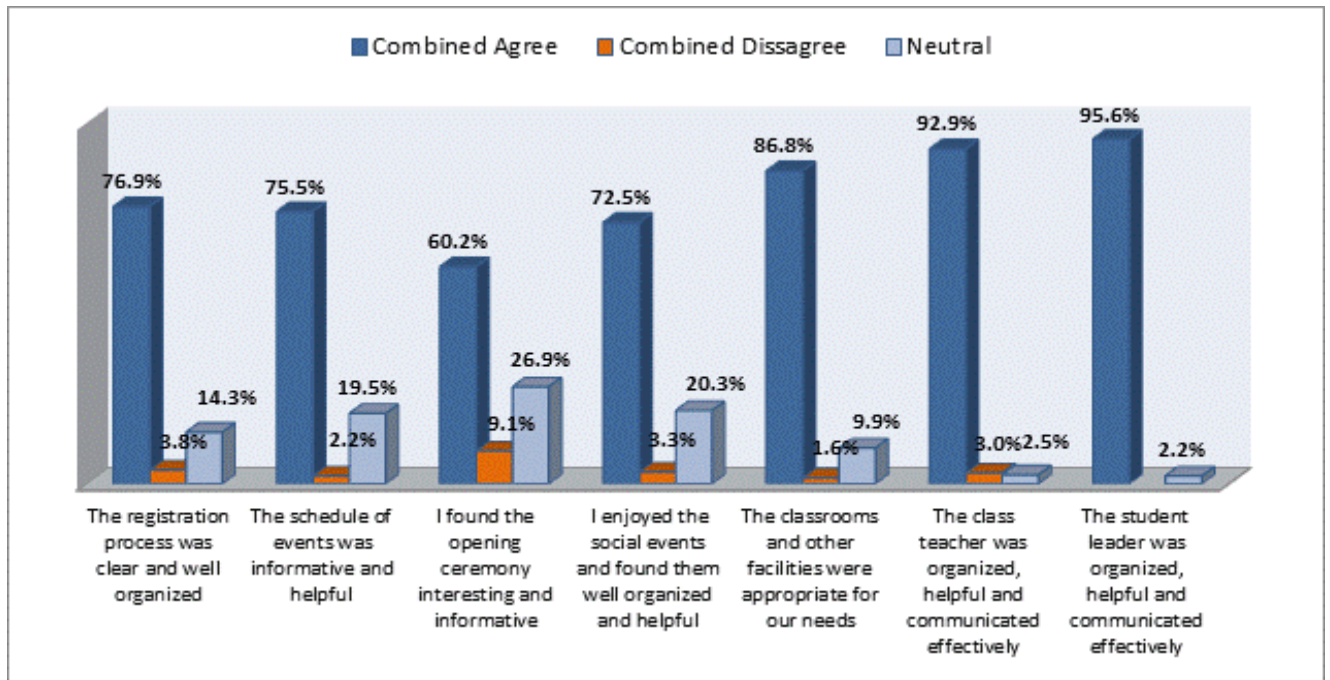


Table 2

	Combined Agree	Combined Disagree	Neutral	NA	Missing	Total
The registration process was clear and well organized	280	14	52	7	11	364
	76.9%	3.8%	14.3%	1.9%	3.0%	100%
The schedule of events was informative and helpful	275	8	71	1	9	364
	75.5%	2.2%	19.5%	0.3%	2.5%	100%
I found the opening ceremony interesting and informative	219	33	98	3	11	364
	60.2%	9.1%	26.9%	0.8%	3.0%	100%
I enjoyed the social events and found them well organized and helpful	264	12	74	3	11	364
	72.5%	3.3%	20.3%	0.8%	3.0%	100%
The classrooms and other facilities were appropriate for our needs	316	6	36	0	6	364
	86.8%	1.6%	9.9%	0	1.6%	100%
The class teacher was organized, helpful and communicated effectively	338	11	9	0	6	364
	92.9%	3.0%	2.5%	0	1.6%	100%
The student leader was organized, helpful and communicated effectively	348	0	8	0	8	364
	95.6%	0	2.2%	0	2.2%	100%

Figure 2



Section II The FYE Program

Questions in this section are divided into 4 groups:

➤ **AUC community:**

- **Welcomed me to the AUC community:**
The percentage distribution for all students is: 83.8% 'combined agree', 1.9% 'combined disagree', 11.3% 'neutral', 1.4% skipped this question.
- **Gave me opportunities to learn about AUC's mission:**
The percentage distribution for all students is: 80.2% 'combined agree', 2.5% 'combined disagree', 15.1% 'neutral', 1.6% skipped this question.
- **Helped me understand the meaning of a liberal arts education:**
The percentage distribution for all students is: 72.5% 'combined agree', 3.8% 'combined disagree', 20.9% 'neutral', 1.4% skipped this question.

➤ **Awareness of AUC Policies, Resources and Services:**

- **Made me aware of the different majors at AUC:**
The percentage distribution for all students is: 73.9% 'combined agree', 4.7% 'combined disagree', 19.2% 'neutral', 1.4% skipped this question.
- **Helped me understand the core curriculum:**
The percentage distribution for all students is: 58.2% 'combined agree', 9.9% 'combined disagree', 27.7% 'neutral', 3.3% skipped this question.
- **Taught me how to set academic & career goals and make decisions about my major:**
The percentage distribution for all students is: 64.6% 'combined agree', 5.8% 'combined disagree', 27.5% 'neutral', 1.9% skipped this question.
- **Made me aware of college customs and policies**
The percentage distribution for all students is: 81.6% 'combined agree', 3.8% 'combined disagree', 12.6% 'neutral', 1.4% skipped this question.
- **Introduced me to campus resources and services:**
The percentage distribution for all students is: 74.2% 'combined agree', 4.4% 'combined disagree', 18.7% 'neutral', 2.2% skipped this question.

- **Made me aware of the extracurricular activities on campus:**
The percentage distribution for all students is: 73.1% 'combined agree', 4.1% 'combined disagree', 18.7% 'neutral', 3.8% skipped this question.
- **Helped familiarize me with the AUC campus:**
The percentage distribution for all students is: 74.2% 'combined agree', 3.6% 'combined disagree', 17.6% 'neutral', 3% skipped this question.
- **Helped me understand university policies on plagiarism & academic integrity:**
The percentage distribution for all students is: 89.8% 'combined agree', 0.8% 'combined disagree', 5.2% 'neutral', 3.8% skipped this question.

➤ **Skills & Activities:**

- **Taught me time management skills:**
The percentage distribution for all students is: 62.9% 'combined agree', 6.6% 'combined disagree', 25.3% 'neutral', 3.8% skipped this question.
- **Helped me find opportunities to get involved in student activities at AUC:**
The percentage distribution for all students is: 76.6% 'combined agree', 2.2% 'combined disagree', 17% 'neutral', 3.8% skipped this question.
- **Gave me opportunities to meet other students and make friends:**
The percentage distribution for all students is: 79.1% 'combined agree', 1.9% 'combined disagree', 15.1% 'neutral', 3.6% skipped this question.
- **Gave me opportunities to ask questions:**
The percentage distribution for all students is: 78.8% 'combined agree', 1.6% 'combined disagree', 15.7% 'neutral', 3.8% skipped this question.

➤ **Transition to AUC:**

- **Helped me feel like I am a part of the AUC community:**
The percentage distribution for all students is: 71.4% 'combined agree', 2.5% 'combined disagree', 20.9% 'neutral', 4.1% skipped this question.
- **Assisted me in my transition to the university:**
The percentage distribution for all students is: 64.3% 'combined agree', 4.1% 'combined disagree', 24.7% 'neutral', 3.3% skipped this question.
- **Helped me feel prepared to be successful as a student at AUC:**
The percentage distribution for all students is: 72.5% 'combined agree', 3.3% 'combined disagree', 19% 'neutral', 3.3% skipped this question.

Descriptive Analysis for Section II

Survey Questions:

- PQ1. Welcomed me to the AUC community.
- PQ2. Gave me opportunities to learn about AUC's mission.
- PQ3. Helped me understand the meaning of a liberal arts education.
- PQ4. Made me aware of the different majors at AUC.
- PQ5. Helped me understand the core curriculum.
- PQ6. Taught me how to set academic and career goals and make decisions about my major.
- PQ7. Made me aware of college customs and policies.
- PQ8. Introduced me to campus resources and services.
- PQ9. Made me aware of the extra-curricular activities on campus.
- PQ10. Helped familiarize me with the AUC campus.
- PQ11. Helped me understand university policies on plagiarism & academic integrity.
- PQ12. Taught me time management skills.
- PQ13. Helped me find opportunities to get involved in student activities at AUC.
- PQ14. Gave me opportunities to meet other students and make friends.
- PQ15. Gave me opportunities to ask questions.
- PQ16. Helped me feel like I am a part of the AUC community.
- PQ17. Assisted me in my transition to the university.
- PQ18. Helped me feel prepared to be successful as a student at AUC.

Survey scale:

(5=Strongly Agree, 4=Agree, 3=Neutral, 2=Disagree, 1=Strongly Disagree)

Table 3

<i>Item</i>	PQ1	PQ2	PQ3	PQ4	PQ5	PQ6	PQ7	PQ8	PQ9
<i>Mean</i>	1.82	1.90	2.06	2.06	2.33	2.19	1.82	2.05	2.00

<i>Item</i>	PQ10	PQ11	PQ12	PQ13	PQ14	PQ15	PQ16	PQ17	PQ18
<i>Mean</i>	2.06	1.59	2.21	1.89	1.84	1.82	1.98	2.26	2.03

Figure 3

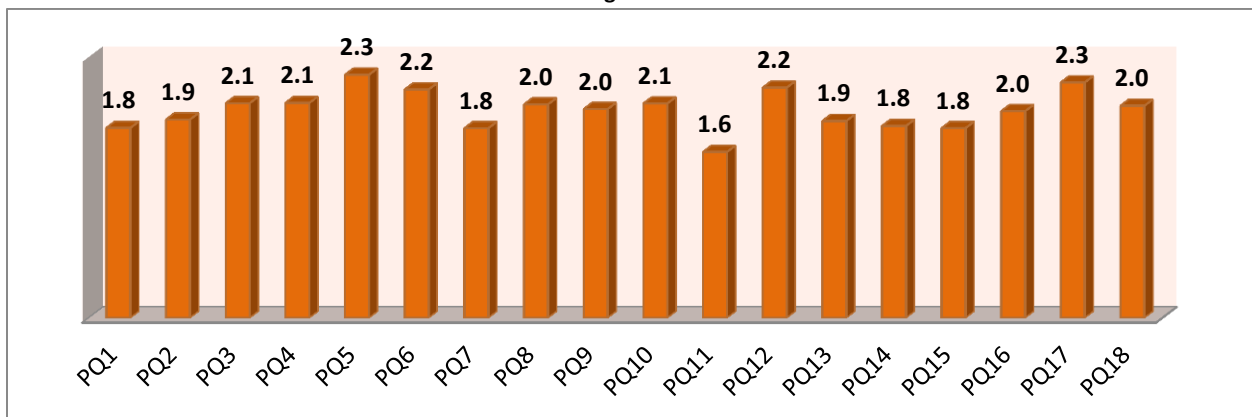
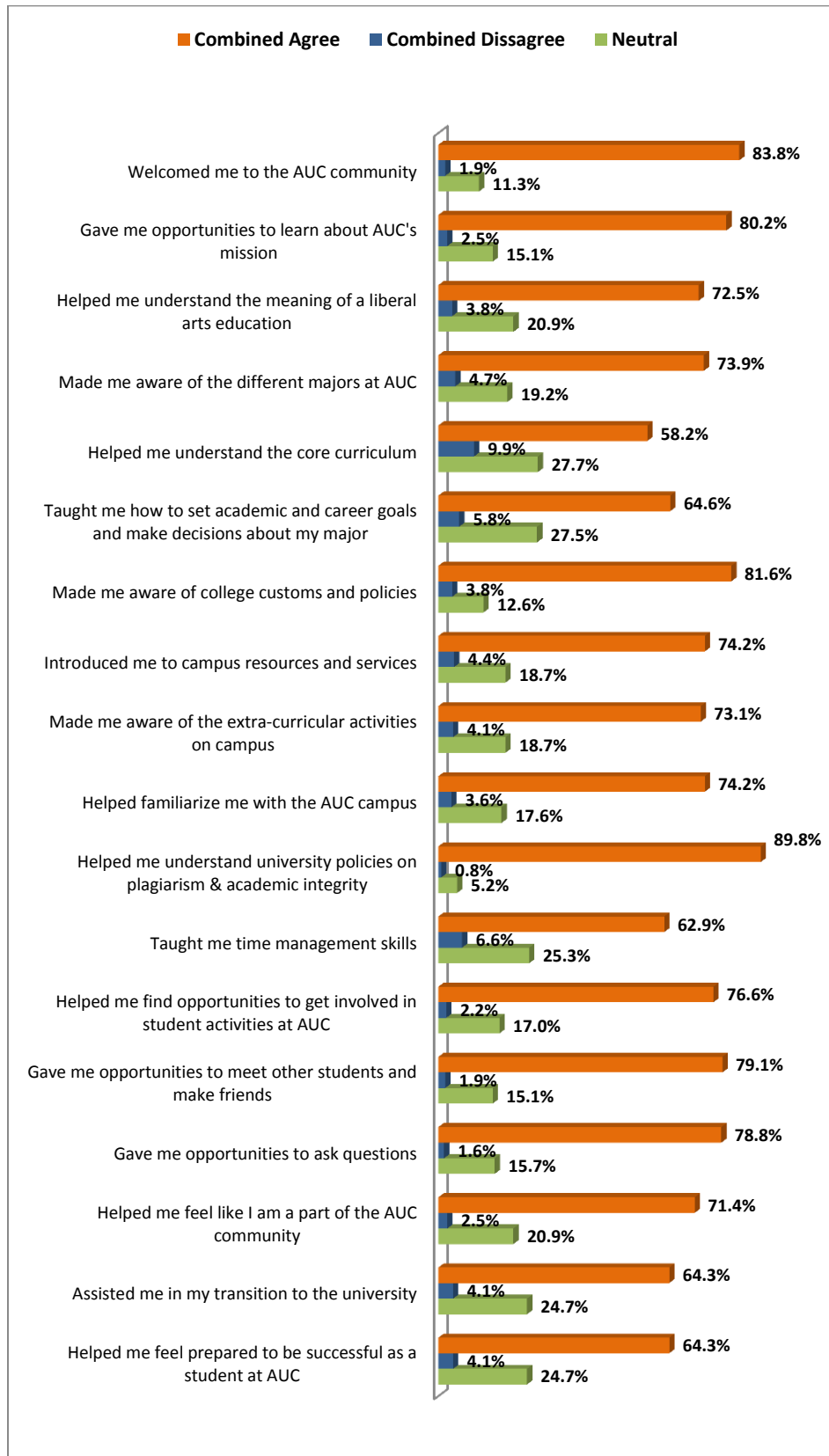


Table 4

	Combined Agree	Combined Disagree	Neutral	NA	Missing	Total
Welcomed me to the AUC community	305	7	41	6	5	364
	83.8%	1.9%	11.3%	1.6%	1.4%	100%
Gave me opportunities to learn about AUC's mission	292	9	55	2	6	364
	80.2%	2.5%	15.1%	0.5%	1.6%	100%
Helped me understand the meaning of a liberal arts education	264	14	76	5	5	364
	72.5%	3.8%	20.9%	1.4%	1.4%	100%
Made me aware of the different majors at AUC	269	17	70	3	5	364
	73.9%	4.7%	19.2%	0.8%	1.4%	100%
Helped me understand the core curriculum	212	36	101	3	12	364
	58.2%	9.9%	27.7%	0.8%	3.3%	100%
Taught me how to set academic and career goals and make decisions about my major	235	21	100	1	7	364
	64.6%	5.8%	27.5%	0.3%	1.9%	100%
Made me aware of college customs and policies	297	14	46	2	5	364
	81.6%	3.8%	12.6%	0.5%	1.4%	100%
Introduced me to campus resources and services	270	16	68	2	8	364
	74.2%	4.4%	18.7%	0.5%	2.2%	100%
Made me aware of the extra-curricular activities on campus	266	15	68	1	14	364
	73.1%	4.1%	18.7%	0.3%	3.8%	100%
Helped familiarize me with the AUC campus	270	13	64	6	11	364
	74.2%	3.6%	17.6%	1.6%	3.0%	100%
Helped me understand university policies on plagiarism & academic integrity	327	3	19	1	14	364
	89.8%	0.8%	5.2%	0.3%	3.8%	100%
Taught me time management skills	229	24	92	5	14	364
	62.9%	6.6%	25.3%	1.4%	3.8%	100%
Helped me find opportunities to get involved in student activities at AUC	279	8	62	1	14	364
	76.6%	2.2%	17.0%	0.3%	3.8%	100%
Gave me opportunities to meet other students and make friends	288	7	55	1	13	364
	79.1%	1.9%	15.1%	.3%	3.6%	100%
Gave me opportunities to ask questions	287	6	57	0	14	364
	78.8%	1.6%	15.7%		3.8	100%
Helped me feel like I am a part of the AUC community	260	9	76	4	15	364
	71.4%	2.5%	20.9%	1.1%	4.1%	100%
Assisted me in my transition to the university	234	15	90	13	12	364
	64.3%	4.1%	24.7%	3.6%	3.3%	100%
Helped me feel prepared to be successful as a student at AUC	264	12	69	7	12	364
	72.5%	3.3%	19.0%	1.9%	3.3%	100%

Figure 4



Analysis for the “Neutral” item and compare it with the Neutral percentage during Fall 2011:

Table 1:1:1 shows the items where students reported a high neutral percentage. The survey items were General questions related to academic and career goal, core curriculum, and time management, and questions related to the FYE program activities.

Here we site literature regarding survey neutral items that suggest students may be evasive or indifferent when they report neutral (1).

Table 1:1:1

FYE Survey Questions	Neutral Percentage Spring 2012	Neutral Percentage Fall 2011
The registration process was clear and well organized	14.3%	16.2%
The schedule of events was informative and helpful	19.5%	22.4%
I found the opening ceremony interesting and informative	26.9%	31.9%
I enjoyed the social events and found them well organized and helpful	20.3%*	16.5%
Gave me opportunities to learn about AUC's mission	15.1%*	13.7%
Helped me understand the meaning of a liberal arts education.	20.9%*	17.9%
Made me aware of the different majors at AUC.	19.2%	20.8%
Helped me understand the core curriculum.	27.7%*	26.3%
Taught me how to set academic and career goals and make decisions about my major	27.5%	28%
Introduced me to campus resources and services	18.7%*	14.3%
Made me aware of the extra-curricular activities on campus	18.7%*	**
Helped familiarize me with the AUC campus	17.6%*	**
Taught me time management skills	25.3%	26.6%
Helped me find opportunities to get involved in students activities at AUC	17.0%*	11.3%
Gave me opportunities to ask questions	15.7%*	**
Helped me feel like I am a part of the AUC community	20.9%*	12.5%
Assisted me in my transition to the university	24.7%*	20.5%
Helped me feel prepared to be successful as a student at AUC	19.0%*	16.9%

(1) Note: "Baumgartner and Steenkamp (2001) proposed respondents might choose a middle category such as neutral "due to evasiveness . . . indecision . . . or indifference" (p. 145). None of these reasons would indicate a truly middle position and might be more equivalent to unsure".

References: Baumgartner, H., & Steenkamp, JB.

E. M. (2001). Response styles in marketing research: A cross national investigation. *Journal of Marketing Research*, 38, 143156.

*Percentage increased in the Spring 2012 comparing with the Fall 2011

** Percentage was below 11.

Section III Comments

Methodology: The open ended questions were analyzed using the word count function in MS Word. The words that appear most frequently were aggregated and then enumerated as dominant themes.

Dominant theme: Thank you.

- Learning about FYE was kind of intimidating. Living FYE was really helpful & fun. Thank you!
- Thank you for making FYE enjoyable!
- Thanks you FYE for all you help
- I would like to thank all the class instructors as well as the leader. They really were so helpful!

Dominant theme: Peer leaders & Professors

- Thanks to our peer leader Caroline
- I enjoyed the classes with my peer leader Mirna and Dr. Shaden greatly. I feel I learned a lot about myself, my mission 7 about AUC.
- The activities done in class were very helpful and interesting. The class and peer leaders were well organized and communicated effectively with us. I have really enjoyed these three days.
- Bavly was extremely helpful and understanding and made me want to participate in FYE in the future.
- Thanks for FYE program effort

Dominant theme: Long, Boring and useless

- On the 2nd day we had 2 breaks, their duration was a bit longer than I expected.
- 3 days are too much. 1 day was enough. Also it starts way too early. Should start around 1 pm. It takes 3 precious days of the holiday. It's also very long should last 1-2 hours no more. Thanks.
- It shouldn't be a mandatory program as this is my 2nd semester, this am not in need to such a boring program.
- My only comment is that I thought that it should have been shorter than that.
- It dragged on too long; the classroom time was too much. We didn't want to sit from 9 – 3 listening about things we won't apply. We should have been more familiarized with the campus itself as well as professors.
- It was a useless experience, since I've already spent an entire semester in AUC and knew most of the information.
- It was useless! It was a waste of time!

Dominant theme: Fun, Helpful and Beneficial program

- Was fine and helped me settle in very quickly. All the students were helpful and friendly.
- Overall it's very useful for freshman and provides lots of information about the college.
- I really enjoyed my time in the FYE program.

- I found the FYE system beneficial and interesting.
- I found the FYE system interesting & amazing, but I would love to know more about sports in the university and their teams.
- I really had fun and made a lot of friends.
- After speaking to many of my friends in other groups I think that our leader was of the best. Fun & well-organized.
- Could be intense in one day rather than 3 days!

Dominant theme: Suggestions

- Do not make FYE mandatory.
- I would have liked more time between classes to get a wonder around and get to know other point of the university.
- In my opinion the FYE program should be optional.
- The students will enormously appreciate the FYE committee if they delayed the timing of the FYE.
- FYE should be optional.
- I think there should be activities including different groups.
- Bigger groups.
- FYE should be more fun & entertaining, because I believe it's very typical.
- I suggest that at some point some games should involve more than one group interacting together to allow people to make even more friends.
- I think it should be optional.
- Informing us more about special situations for instance, advising problems & clashes between courses. More about how to cope with professors & academic & extra-curricular activities.
- You need better ice breakers and a well though distribution process of students.
- I think that FYE days should be finished earlier for example at 1:00 pm.

Dominant theme: General

- The class teacher was not very well informed nor articulate. We had a hard time understanding his English & the message. I don't recommend he comes to FYE again as a class teacher as he constantly contradicts his arguments & beliefs.
- I enjoyed my FYE and I loved my class teacher.
- I really love being one of the AUC communities and also feel like being with my family. AUC is the best university in Egypt that can prepare me well for my future life. Hope to be one of the well-known students to help all Auciens.
- Everything was great.
- Have a good day☺
- The student leader was not only organized and helpful but also exceptional. So was Dr. Dina Ragheb.
- I love you Bavly!
- What's wrong with giving the same paper to different Profs?
- I liked my FYE.
- Well, we used to know that The AUC is a non-profit organization, although we have to pay lots of expenses and fees thus I was wondering why should we pay all these fees for?!