



INTERNATIONAL STUDENTS EXIT SURVEY- FA 2019

Office of Strategy Management & Institutional Effectiveness

TABLE OF CONTENTS

Table of Contents

Executive Summary & Introduction	3
International Students by Gender/ Career Level/ Nationality/Major	4
Q1:Type of enrolled study program at AUC	6
Q2: What were your housing arrangements while at AUC?	7
Q3: Transition to the university.	8
Q4: Please rate the overall quality of academic instruction at AUC.	9
Q5: Academic instruction at AUC.	10
Q6- Research Area of Interest.	11
Q7- Arabic Language Instruction at AUC.	13
Q8- AUC Services & Facilities satisfaction.	14
Q9- Extracurricular activities.	15
Q10- Difficulties in joining student activities or groups.	16
Q11- Satisfaction with AUC Experience (1)	17
Q12- Satisfaction with AUC Experience (2)	18
Q13- Satisfaction with AUC Experience (3)	19
Q14- Overall satisfaction with opportunities provided to experience Egyptian culture and society.	20
Q15- Recommend AUC.	20

EXECUTIVE SUMMARY

Introduction

AUC has made deliberate efforts to achieve one of its main strategic goals: *to internationalize the campus through diversity and global exposure*. This survey will assist the administration in assessing AUC as Egypt's leading global university by taking into account the opinions of international students regarding various aspects of their experience at AUC. Furthermore, the results of the survey will be used to help the Office of International Student Life (ISL) improve international students' overall experience at AUC.

This survey was developed by the Office of ISL, in collaboration with the Office of Strategy Management and Institutional Effectiveness.

Methodology and Organization of the Report

The survey was sent out to 160 students on the 1st of Dec., a reminder was sent to those who did not respond to the survey on the 8th. The survey was closed on the 15th of Dec. 29 responses were received so the response rate is 18%.

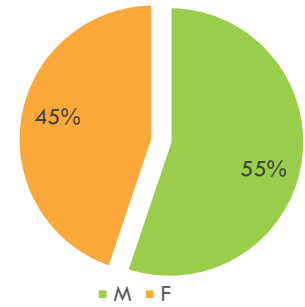
This report consists of two parts:

- **Close-ended Questions:** These refer to questions regarding ratings, rankings, and feedback presented as frequencies and charts.
- **Open-ended Questions:** These refer questions requesting suggestions and/or recommendations organized by themes.

Demographic Information

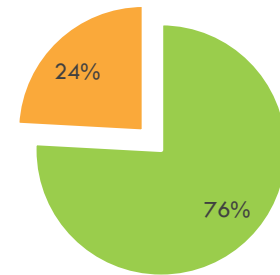
International Students by Gender

Answer Choices	Percentage	Count
Male	55%	16
Female	45%	13
Total Responses		29



International Students by Level

Answer Choices	Percentage	Count
Special	76%	22
Graduate	24%	7
Total Responses		29

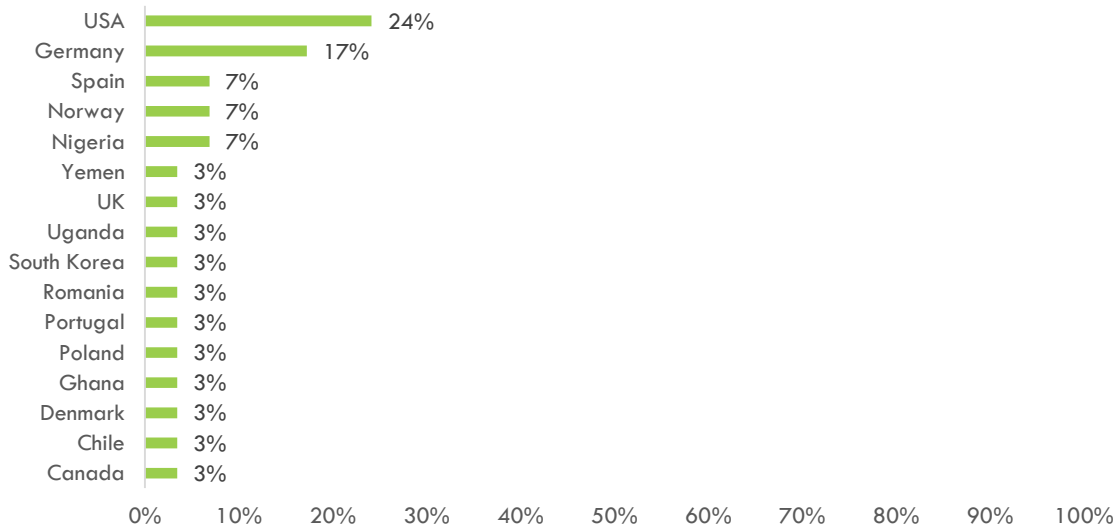


International Students by Nationality

Nationality	Percentage	Count
USA	24%	7
Germany	17%	5
Nigeria	7%	2
Norway	7%	2
Spain	7%	2
Canada	3%	1
Chile	3%	1
Denmark	3%	1
Total Responses	29	

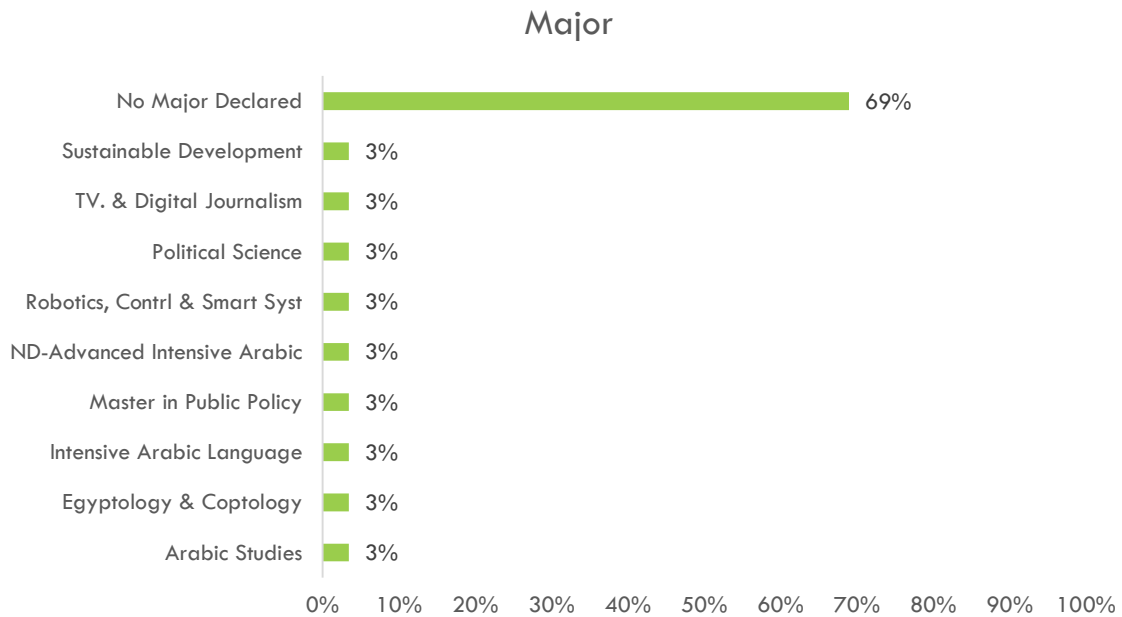
Nationality	Percentage	Count
Ghana	3%	1
Poland	3%	1
Portugal	3%	1
Romania	3%	1
South Korea	3%	1
Uganda	3%	1
UK	3%	1
Yemen	3%	1

Nationality



International Students by Major

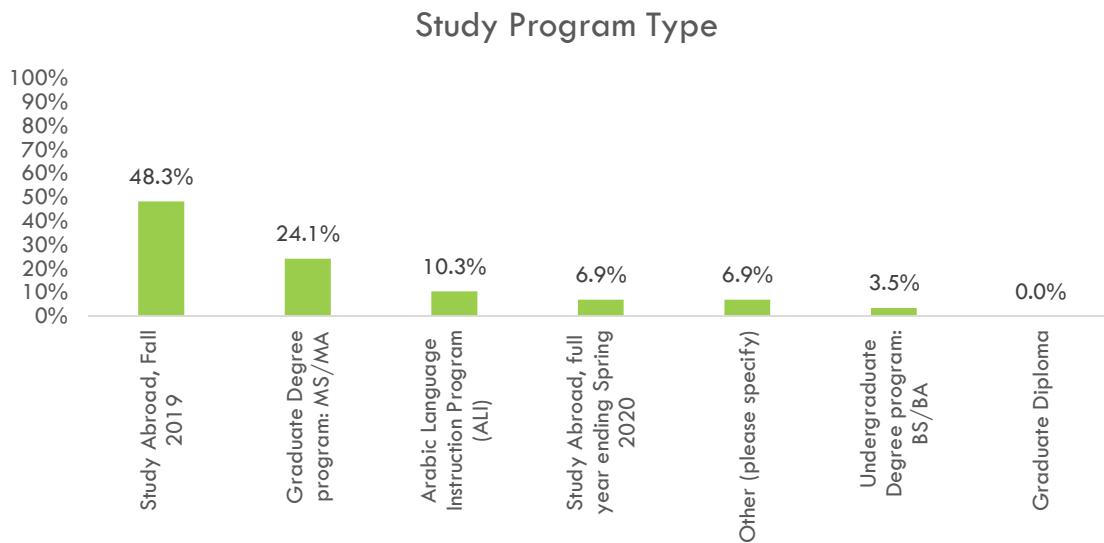
Major	Percentage	Count
No Major	69%	20
Arabic Studies	3%	1
Egyptology & Coptology	3%	1
Intensive Arabic Language	3%	1
Master in Public Policy	3%	1
ND-Advanced Intensive Arabic	3%	1
Robotics, Contrl & Smart Syst	3%	1
Political Science	3%	1
TV. & Digital Journalism	3%	1
Sustainable Development	3%	1
Total Responses		29



SURVEY ANALYSIS

Q1- Please indicate the type of study program you are enrolled in at AUC

Major	Percentage	Count
Study Abroad, Fall 2019	48.3%	14
Graduate Degree program: MS/MA	24.1%	7
Arabic Language Instruction Program (ALI)	10.3%	3
Study Abroad, Full Year ending Spring 2020	6.9%	2
Other (please specify)	6.9%	2
Undergraduate Degree program: BS/BA	3.5%	1
Graduate Diploma	0.0%	0
Total Responses		29

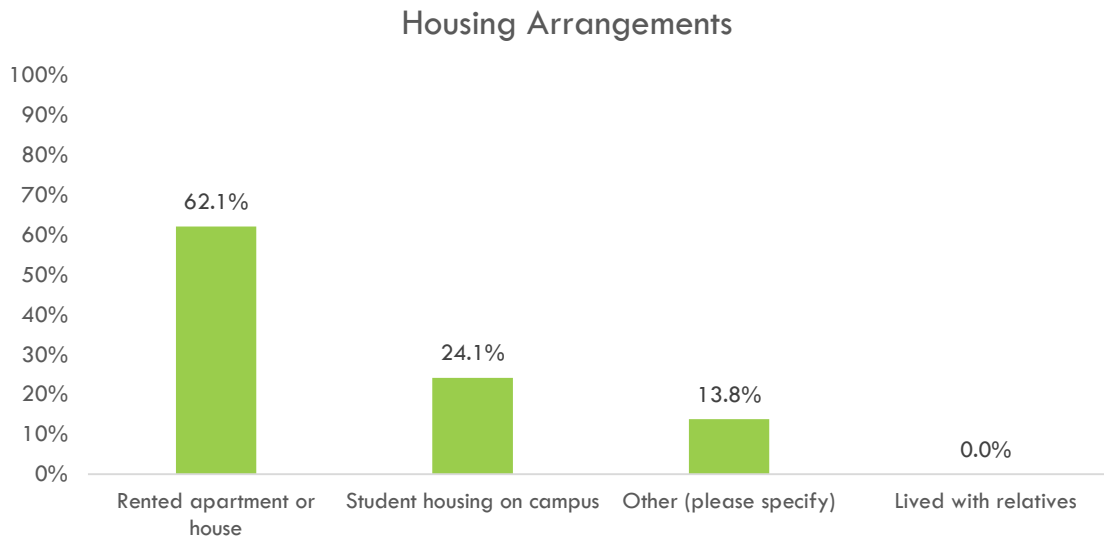


Others

1	Exchange Semester - Joint MA degree
2	CMEPS Joint Master's Program

Q2- What were your housing arrangements while at AUC?

Answer Choices	Responses	
Student housing on campus	24.1%	7
Lived with relatives	0.0%	0
Rented apartment or house	62.1%	18
Other (please specify)	13.8%	4
	Answered	29



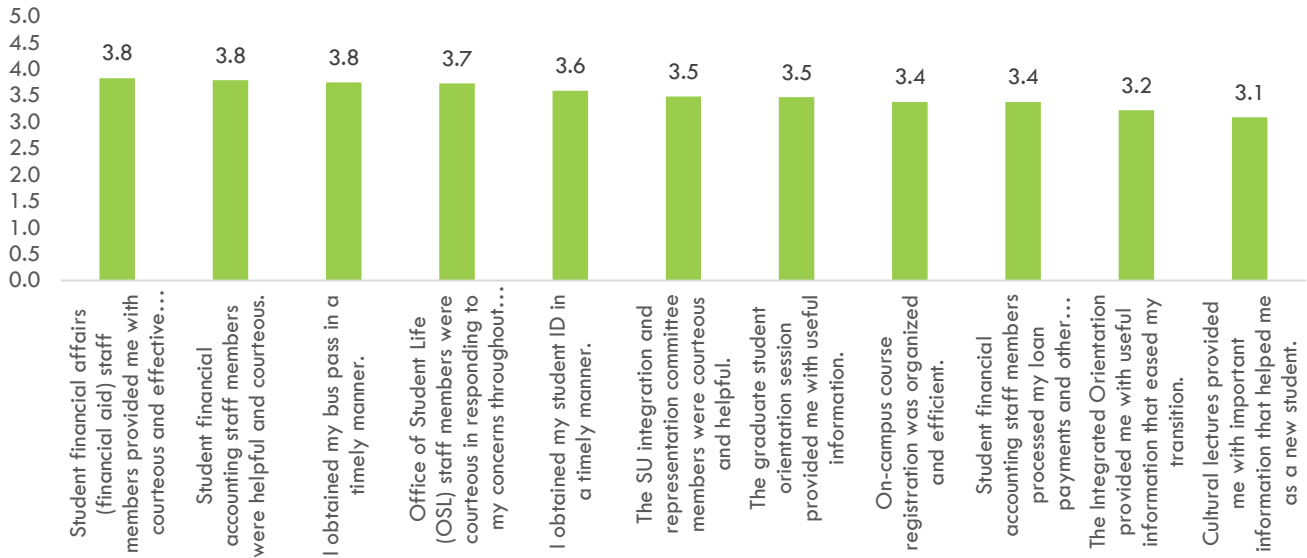
Others

1	Student Housing Off Campus
2	Student Housing Off Campus
3	Student Housing Off Campus
4	Student Housing and Rented Apartment

Q3- Please indicate your level of agreement with the following statements related to your transition to the university.

Answer Choices	Strongly Agree	Agree	Neutral	Disagree	Strongly Disagree	N/A	Weighted Average
The Integrated Orientation provided me with useful information that eased my transition.	22.2%	22.2%	22.2%	22.2%	11.1%	0.0%	3.2
Cultural lectures provided me with important information that helped me as a new student.	3.7%	22.2%	37.0%	14.8%	3.7%	18.5%	3.1
Office of Student Life (OSL) staff members were courteous in responding to my concerns throughout the semester/year.	14.8%	59.3%	7.4%	11.1%	3.7%	3.7%	3.7
The SU integration and representation committee members were courteous and helpful.	11.1%	44.4%	11.1%	11.1%	7.4%	14.8%	3.5
The graduate student orientation session provided me with useful information.	3.7%	25.9%	18.5%	7.4%	0.0%	44.4%	3.5
I obtained my student ID in a timely manner.	29.6%	37.0%	7.4%	14.8%	11.1%	0.0%	3.6
I obtained my bus pass in a timely manner.	11.5%	7.7%	7.7%	0.0%	3.9%	69.2%	3.8
On-campus course registration was organized and efficient.	25.9%	33.3%	0.0%	25.9%	11.1%	3.7%	3.4
Student financial accounting staff members processed my loan payments and other financial transactions in a prompt and effective manner.	7.4%	29.6%	11.1%	0.0%	11.1%	40.7%	3.4
Student financial accounting staff members were helpful and courteous.	14.8%	18.5%	14.8%	0.0%	3.7%	48.2%	3.8
Student financial affairs (financial aid) staff members provided me with courteous and effective assistance.	14.8%	11.1%	14.8%	3.7%	0.0%	55.6%	3.8
Total Responses							27
Skipped							2

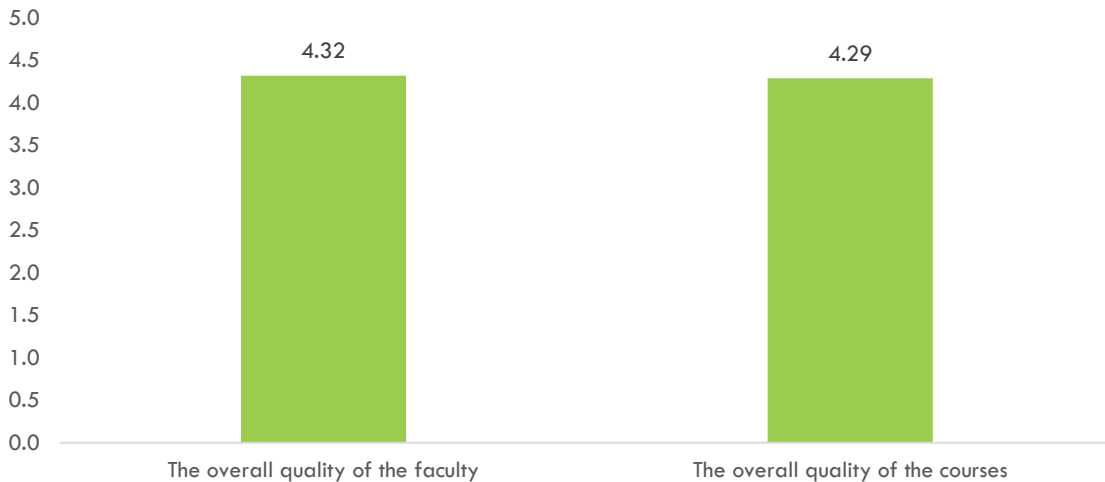
University Transition



Q4- Please rate the overall quality of academic instruction at AUC.

Answer Choices	Very Good	Good	Fair	Poor	Very Poor	N/A	Weighted Average
The overall quality of the faculty	42.9%	46.4%	10.7%	0.0%	0.0%	0.0%	4.3
The overall quality of the courses	46.4%	39.3%	10.7%	3.6%	0.0%	0.0%	4.3
Total Responses							28
Skipped							1

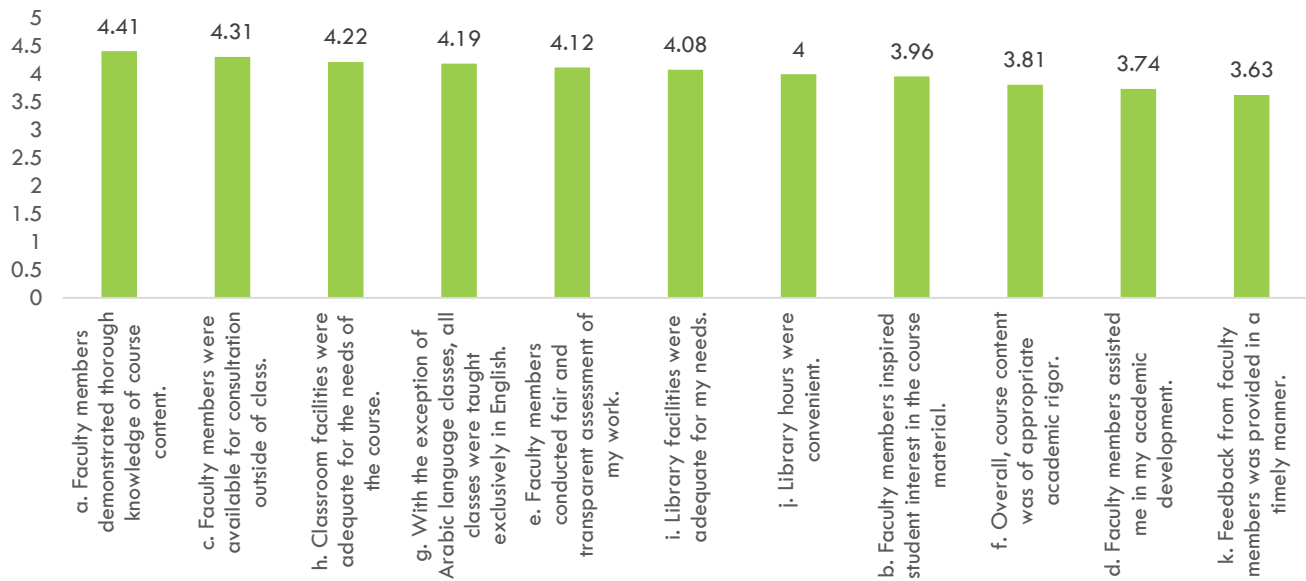
Quality of Academic Instruction



Q5- Please indicate your level of agreement with the following statements related to academic instruction at AUC.

Answer Choices	Strongly Agree	Agree	Neutral	Disagree	Strongly Disagree	N/A	Weighted Average
a. Faculty members demonstrated thorough knowledge of course content.	48.2%	44.4%	7.4%	0.0%	0.0%	0.0%	4.4
b. Faculty members inspired student interest in the course material.	29.6%	48.2%	11.1%	11.1%	0.0%	0.0%	4.0
c. Faculty members were available for consultation outside of class.	40.7%	44.4%	11.1%	0.0%	0.0%	3.7%	4.3
d. Faculty members assisted me in my academic development.	14.8%	55.6%	22.2%	3.7%	3.7%	0.0%	3.7
e. Faculty members conducted fair and transparent assessment of my work.	38.5%	30.7%	26.9%	0.0%	0.0%	3.9%	4.1
f. Overall, course content was of appropriate academic rigor.	14.8%	63.0%	14.8%	3.7%	3.7%	0.0%	3.8
g. With the exception of Arabic language classes, all classes were taught exclusively in English.	40.7%	44.4%	0.0%	11.1%	0.0%	3.7%	4.2
h. Classroom facilities were adequate for the needs of the course.	37.0%	51.8%	7.4%	3.7%	0.0%	0.0%	4.2
i. Library facilities were adequate for my needs.	33.3%	44.4%	3.7%	11.1%	0.0%	7.4%	4.1
j. Library hours were convenient.	25.9%	44.4%	7.4%	3.7%	3.7%	14.8%	4
k. Feedback from faculty members was provided in a timely manner.	7.4%	51.9%	18.5%	11.1%	0.0%	11.1%	3.6
Total Responses							27
Skipped							2

AUC Academic Instruction

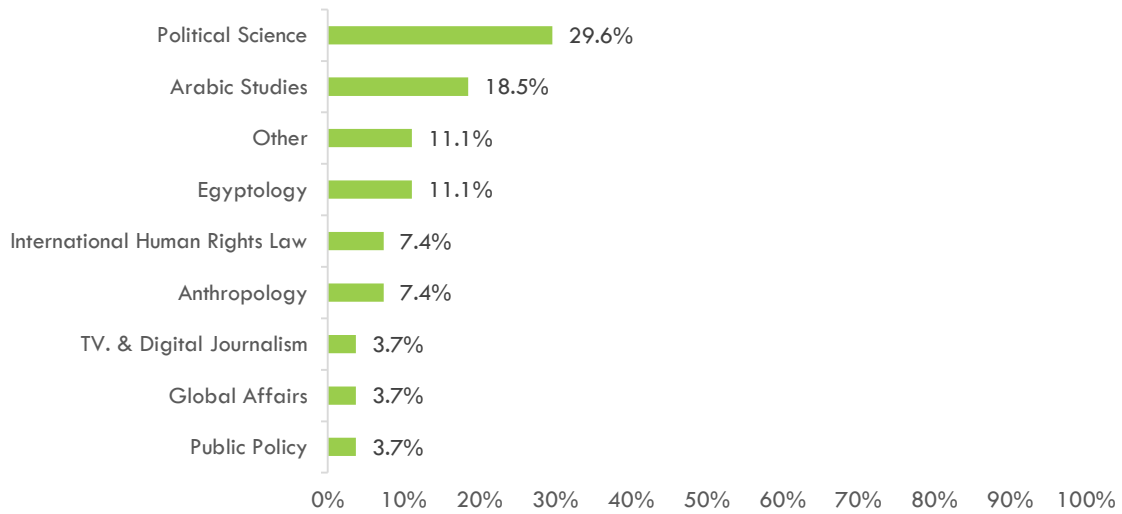


Q6- What area of research are you interested in?

Answer Choices	Strongly Agree	Agree
Anthropology	7.4%	2
Arabic Studies	18.5%	5
Communication and Media Arts	0.0%	0
Counseling Psychology	0.0%	0
Egyptology	11.1%	3
Egyptology & Coptology	0.0%	0
English and Comparative Literature	0.0%	0
Film	0.0%	0
Gender and Women's Studies in the Middle East	0.0%	0
Graphic Design	0.0%	0
History	0.0%	0
Integrated Marketing Comm.	0.0%	0
International Human Rights Law	7.4%	2
Journalism & Mass Comm	0.0%	0
Public Administration	0.0%	0
LAW	0.0%	0
Community Psychology	0.0%	0
Public Policy	3.7%	1
Global Affairs	3.7%	1
Master of Public Policy & Administration	0.0%	0
Middle East Studies	0.0%	0
Migration and Refugee Studies	0.0%	0
Multimedia Journalism	0.0%	0
Music Technology	0.0%	0
Performance	0.0%	0
Philosophy	0.0%	0

Political Science	29.6%	8
Psychology	0.0%	0
Sociology	0.0%	0
Teaching English to Speakers of Other Languages	0.0%	0
Teaching Arabic as a Foreign Language	0.0%	0
Theatre	0.0%	0
TV. & Digital Journalism	3.7%	1
Visual Arts	0.0%	0
Other	11.1%	3
Other (please specify)		8
	Answered	27
	Skipped	2

Research Area of Interest



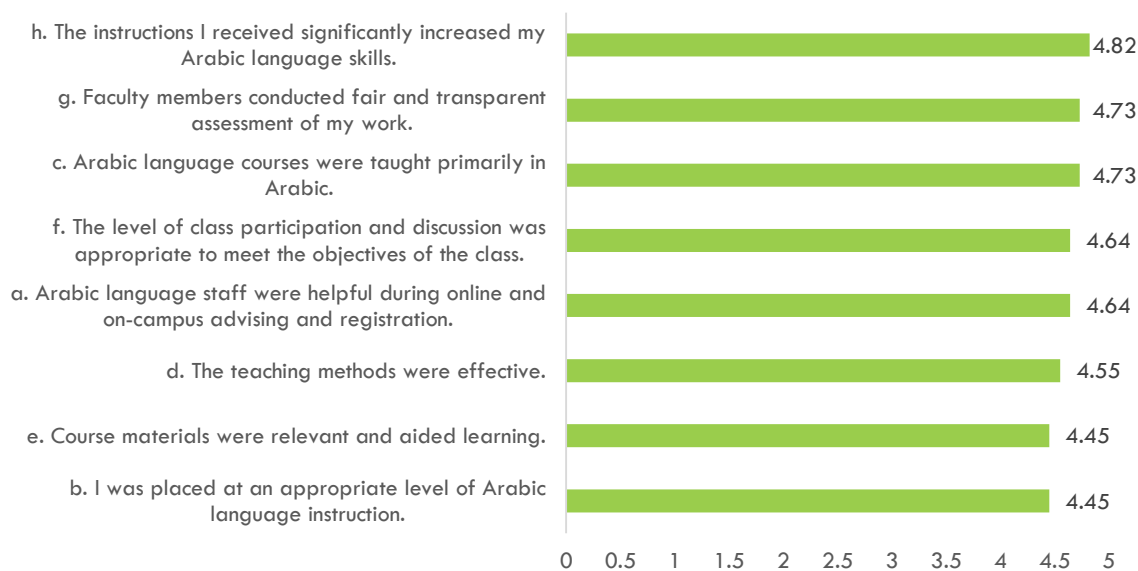
Others (8 responses)

1	Arabic Language Learning	5	Economics
2	Middle East, International Relations	6	Linguistics
3	Engineering	7	Architecture
4	Sustainable Development	8	Finance

Q7- If you studied Arabic at AUC, please rate the following aspects of language instruction:

Answer Choices	Strongly Agree	Agree	Neutral	Disagree	Strongly Disagree	N/A	Weighted Average
a. Arabic language staff were helpful during online and on-campus advising and registration.	33.3%	19.1%	0.0%	0.0%	0.0%	47.6%	4.6
b. I was placed at an appropriate level of Arabic language instruction.	28.6%	19.1%	4.8%	0.0%	0.0%	47.6%	4.5
c. Arabic language courses were taught primarily in Arabic.	38.1%	14.3%	0.0%	0.0%	0.0%	47.6%	4.7
d. The teaching methods were effective.	28.6%	23.8%	0.0%	0.0%	0.0%	47.6%	4.6
e. Course materials were relevant and aided learning.	28.6%	19.1%	4.8%	0.0%	0.0%	47.6%	4.5
f. The level of class participation and discussion was appropriate to meet the objectives of the class.	33.3%	19.1%	0.0%	0.0%	0.0%	47.6%	4.6
g. Faculty members conducted fair and transparent assessment of my work.	38.1%	14.3%	0.0%	0.0%	0.0%	47.6%	4.7
h. The instructions I received significantly increased my Arabic language skills.	42.9%	9.5%	0.0%	0.0%	0.0%	47.6%	4.8
Total Responses							21
Skipped							8

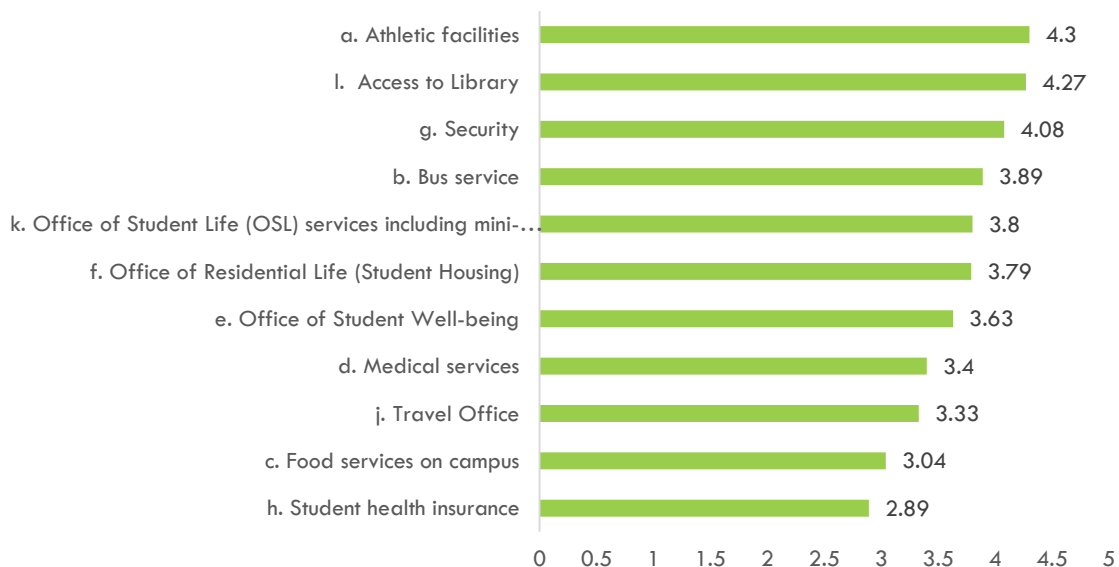
Language Instruction



Q8- Please indicate your overall level of satisfaction with the following services:

Answer Choices	Very Satisfied	Satisfied	Neutral	Dissatisfied	Very Dissatisfied	N/A	Weighted Average
a. Athletic facilities	33.3%	44.4%	7.4%	0.0%	0.0%	14.8%	4.3
b. Bus service	22.2%	29.6%	3.7%	7.4%	3.7%	33.3%	3.9
c. Food services on campus	7.7%	38.5%	19.2%	19.2%	15.4%	0.0%	3.0
d. Medical services	22.2%	18.5%	11.1%	11.1%	11.1%	25.9%	3.4
e. Office of Student Well-being	14.8%	18.5%	14.8%	11.1%	0.0%	40.7%	3.6
f. Office of Residential Life (Student Housing)	7.4%	25.9%	18.5%	0.0%	0.0%	48.2%	3.8
g. Security	29.6%	48.2%	14.8%	3.7%	0.0%	3.7%	4.1
h. Student health insurance	3.7%	18.5%	29.6%	3.7%	14.8%	29.6%	2.9
i. Travel Office	11.1%	18.5%	25.9%	3.7%	7.4%	33.3%	3.3
j. Office of Student Life (OSL) services including mini-loans, off-campus housing and emergency line.	7.4%	29.6%	18.5%	0.0%	0.0%	44.4%	3.8
l. Access to Library	40.7%	44.4%	7.4%	3.7%	0.0%	3.7%	4.3
Total Responses							27
Skipped							2

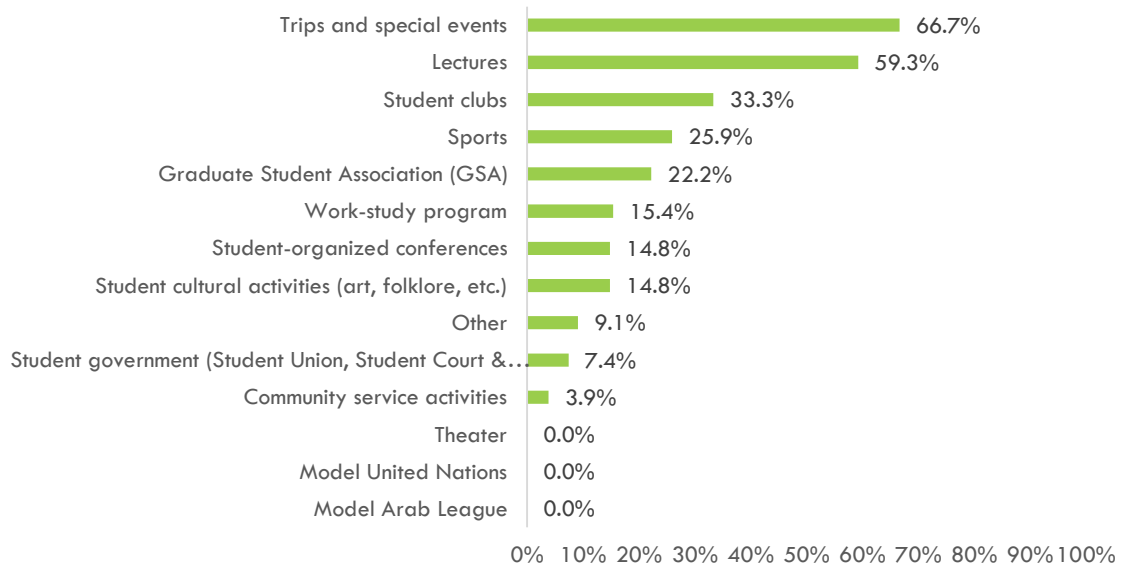
Services Satisfaction



Q9- Did you participate in any of the following extracurricular activities?

Answer Choices	Yes
Community service activities	3.9%
Work-study program	15.4%
Graduate Student Association (GSA)	22.2%
Lectures	59.3%
Model Arab League	0.0%
Model United Nations	0.0%
Sports	25.9%
Student clubs	33.3%
Student cultural activities (art, folklore, etc.)	14.8%
Student government (Student Union, Student Court & Student Senate)	7.4%
Student-organized conferences	14.8%
Theater	0.0%
Trips and special events	66.7%
Other	9.1%
Total Responses	19
Skipped	5

Participation in Co-curricular Activities

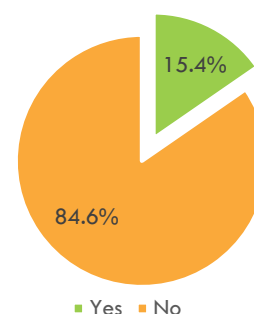


If you did not participate in any of the above mentioned activities, please explain why.

- 1 *I didn't want to spend too much time at Uni., and not living in New Cairo makes in addition to the workload attendance to most of the on Campus activities difficult.*
- 2 *I did not receive so much information about it,*
- 3 *Living far away from Campus, it was difficult to keep updated on what was happening. The WhatsApp group for international students was so over spammed, that no one could follow what was happening. I strongly recommend to limit the posts to the most necessary ones.*
- 4 *My study program required a lot of effort, thus I did not have the time, and secondly, I organized trips etc. privately.*
- 5 *A non-Arabic speaker has challenges blending in, so we are not able to join most of the clubs hence our inability to participate in a lot of the student clubs.*
- 6 *Because I did not have enough free time for these activities.*
- 7 *Time constraints, homework here is a bit heavy and if I had free time I was traveling on my own.*

Q10- Did you encounter any difficulty in joining student activities or groups?

Answer Choices	Percentage	Count
Yes	15.4%	4
No	84.6%	22
If "Yes", please specify.		4
Total Responses		26
Skipped		3



If yes, please specify.

- 1 *All of the associations I was interested in required a lot of time and investment, which you do not necessarily have the time to do as an exchange student, because you also want to spend time on seeing the city, travel around Egypt. Also, all the associations I looked into were very elitists in my opinion. You have to spend 3 weeks on trials and interviews in order to get in. This is a long time for a student that will only spend 4 months in Egypt. I recommend that some associations make the participation less dependent on 100% commitments so that exchange students are not obliged to be there 3 times a week. Also, I do not think that the elitist approach to most of the activities is specially stimulating for exchange students.*
- 2 *I couldn't find certain clubs, there was no follow up, there was no clear link - unless you knew specific Egyptian students, it is really hard to integrate.*
- 3 *Meetings are usually held in Arabic.*
- 4 *Either I didn't know about them or I wasn't invited.*

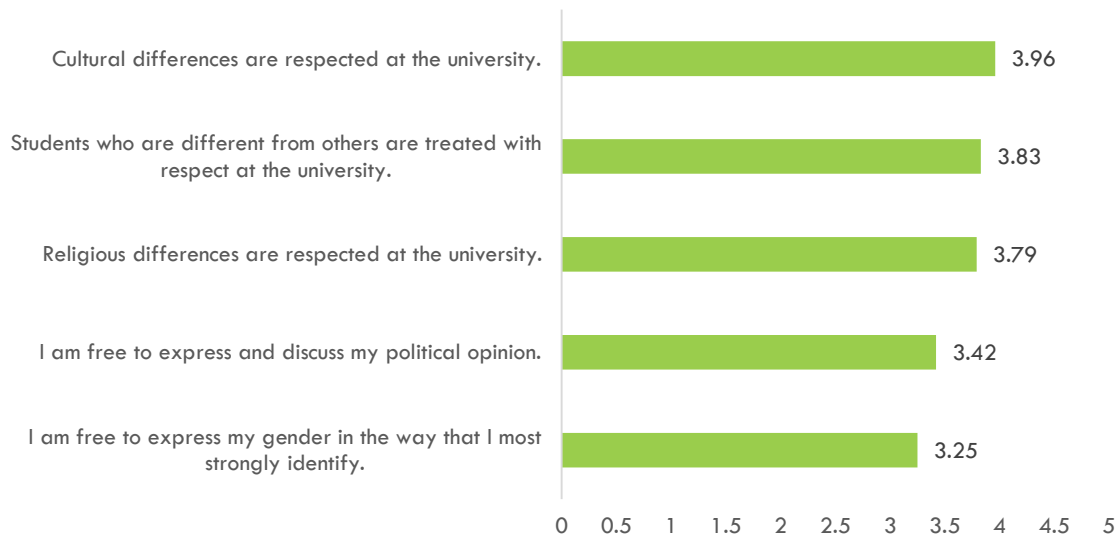
Q11- Please indicate your level of agreement with the following statements:

Answer Choices	Strongly Agree	Agree	Neutral	Disagree	Strongly Disagree	Weighted Average
a. AUC students are hard to get to know.	12.0%	40.0%	20.0%	24.0%	4.0%	3.3
b. It is easier to get to know other international students.	56.0%	36.0%	4.0%	4.0%	0.0%	4.4
c. I prefer to socialize with people of my own culture.	4.0%	12.0%	12.0%	44.0%	28.0%	2.2
d. AUC students are friendly when you get to know them.	28.0%	44.0%	24.0%	4.0%	0.0%	4.0
e. OSL trips provided me with a valuable cultural experience.	16.7%	50.0%	20.8%	4.2%	8.3%	3.6
f. I experienced security issues on trips outside of Cairo.	4.0%	12.0%	16.0%	40.0%	28.0%	2.2
g. OSL cultural events offered opportunity to learn more about other cultures.	12.0%	32.0%	40.0%	8.0%	8.0%	3.3
h. I would have liked more chances to experience Egyptian culture and family life.	28.0%	40.0%	16.0%	12.0%	4.0%	3.8
i. I would have liked to make more friends from AUC.	24.0%	32.0%	28.0%	16.0%	0.0%	3.6
j. It is difficult to meet Egyptians from outside the university.	24.0%	16.0%	12.0%	44.0%	4.0%	3.1
k. AUC's location prevented me from visiting places inside Cairo.	20.0%	24.0%	16.0%	28.0%	12.0%	3.1
l. I had difficulty finding transportation to and from central Cairo and other local places.	12.0%	16.0%	24.0%	32.0%	16.0%	2.8
m. I had difficulty adapting to Egypt.	12.0%	16.0%	16.0%	32.0%	24.0%	2.6
n. I've made some good contacts for the future.	24.0%	44.0%	16.0%	16.0%	0.0%	3.8
o. I intend to correspond (email, Facebook, etc.) with the people I've met at AUC when I go back to my home country.	40.0%	40.0%	12.0%	8.0%	0.0%	4.1
Total Responses						25
Skipped						4



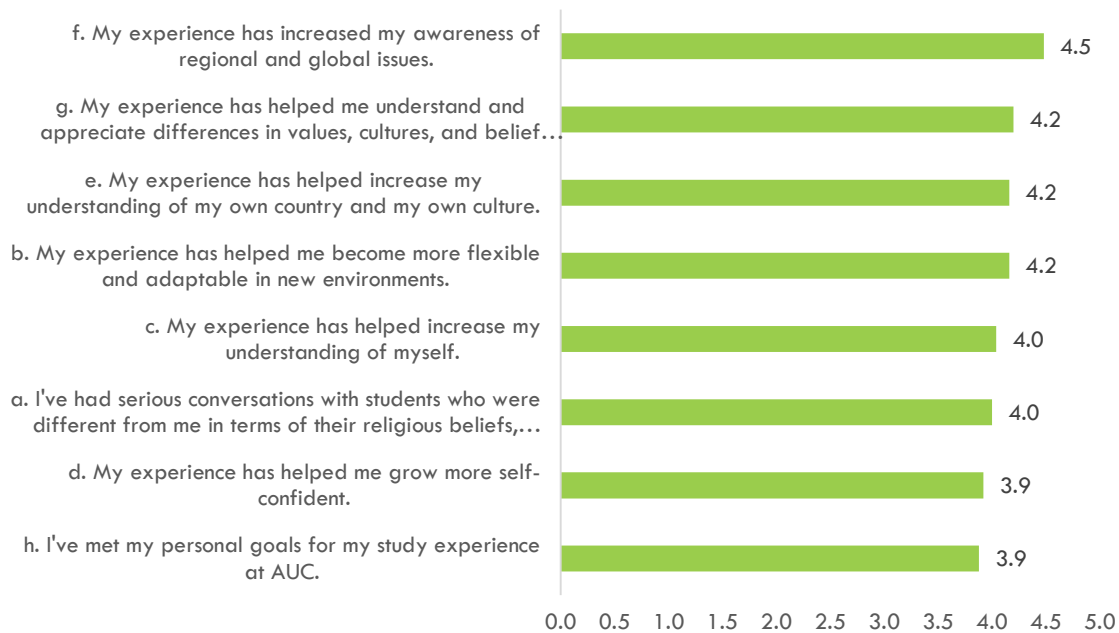
Q12- Please indicate your level of agreement with the following statements:

Answer Choices	Strongly Agree	Agree	Neutral	Disagree	Strongly Disagree	Weighted Average
Cultural differences are respected at the university.	25.0%	54.2%	12.5%	8.3%	0.0%	4.0
Religious differences are respected at the university.	25.0%	45.8%	16.7%	8.3%	4.2%	3.8
Students who are different from others are treated with respect at the university.	21.7%	52.2%	13.0%	13.0%	0.0%	3.8
I am free to express and discuss my political opinion.	20.8%	33.3%	20.8%	16.7%	8.3%	3.4
I am free to express my gender in the way that I most strongly identify.	12.5%	37.5%	29.2%	4.2%	16.7%	3.3
Total Responses						24
Skipped						5



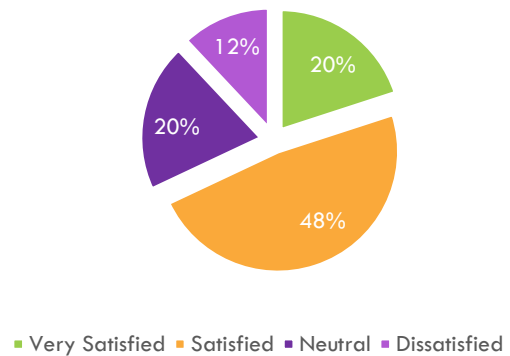
Q13- To what extent do you agree with these statements?

Answer Choices	Strongly Agree	Agree	Neutral	Disagree	Strongly Disagree	Weighted Average
a. I've had serious conversations with students who were different from me in terms of their religious beliefs, political opinions, or personal values.	40.0%	36.0%	16.0%	0.0%	8.0%	4
b. My experience has helped me become more flexible and adaptable in new environments.	24.0%	68.0%	8.0%	0.0%	0.0%	4.2
c. My experience has helped increase my understanding of myself.	32.0%	48.0%	12.0%	8.0%	0.0%	4.0
d. My experience has helped me grow more self-confident.	24.0%	52.0%	16.0%	8.0%	0.0%	3.9
e. My experience has helped increase my understanding of my own country and my own culture.	36.0%	48.0%	12.0%	4.0%	0.0%	4.2
f. My experience has increased my awareness of regional and global issues.	52.0%	44.0%	4.0%	0.0%	0.0%	4.5
g. My experience has helped me understand and appreciate differences in values, cultures, and belief systems.	32.0%	56.0%	12.0%	0.0%	0.0%	4.2
h. I've met my personal goals for my study experience at AUC.	24.0%	44.0%	28.0%	4.0%	0.0%	3.9
Total Responses						25
Skipped						4



Q14- Overall, how satisfied are you with the opportunities you were provided with to experience Egyptian culture and society?

Answer Choices	Percentage	Count
Very Satisfied	20.0%	5
Satisfied	48.0%	12
Neutral	20.0%	5
Dissatisfied	12.0%	3
Very Dissatisfied	0.0%	0
Total Responses		25
Skipped		4



Q15- Please rate the following statement:

Answer Choices	Strongly Agree	Agree	Neutral	Disagree	Strongly Disagree	Weighted Average
I would recommend AUC to other students who want to study in the region.	52.0%	20.0%	24.0%	0.0%	4.0%	4.16
Total Responses						25
Skipped						4

I would recommend AUC to other students who want to study in the region.

