



International
Students

INTERNATIONAL STUDENTS EXIT SURVEY- FA 2018

Office of Strategy Management & Institutional Effectiveness

TABLE OF CONTENTS

Table of Contents

Executive Summary & Introduction	3
International Students by Gender/ Career Level/ Nationality/Major	4
Q1:Type of enrolled study program at AUC	6
Q2: What were your housing arrangements while at AUC?	7
Q3: Transition to the university.	8
Q4: Please rate the overall quality of academic instruction at AUC.	9
Q5: Academic instruction at AUC.	10
Q6- Research Area of Interest.	12
Q7- Arabic Language Instruction at AUC.	13
Q8- AUC Services & Facilities satisfaction.	15
Q9- Extracurricular activities.	16
Q10- Difficulties in joining student activities or groups.	18
Q11- Satisfaction with AUC Experience (1)	19
Q12- Satisfaction with AUC Experience (2)	21
Q13- Satisfaction with AUC Experience (3)	22
Q14- Overall satisfaction with opportunities provided to experience Egyptian culture and society.	24
Q15- Recommend AUC.	24

EXECUTIVE SUMMARY

Introduction

The AUC administration is rigorously pursuing means to achieve one of its main strategic objectives, which is 'Internationalizing the campus through diversity and global exposure'. This survey will help administration assess AUC as Egypt's Global University by assessing opinions of international students regarding various aspects of their experience at AUC. Furthermore, the results of the survey will be used to help ISL improve international students' overall experience at AUC.

This survey was developed by the Office of International Student Life (ISL), in collaboration with the Office of Strategy Management and Institutional Effectiveness.

Methodology and Organization of the Report

The Office of Strategy Management and Institutional Effectiveness emailed 122 survey invitations to international students on November 25th, 2018, followed by one reminder sent on December 3rd and closed on December 6th, 2018. From the total number of international students, 24 responded to the survey for a response rate of 19.6%.

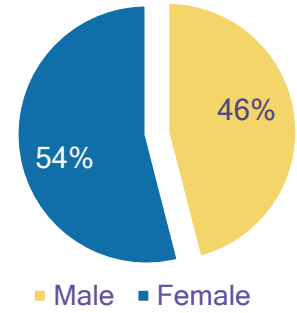
This report consists of two parts:

- **Close-ended Questions** This includes all close-ended questions regarding ratings, rankings and feedback presented as frequencies and charts.
- **Open-ended Questions** This includes lists of all answers for the questions requesting suggestions and/or recommendations organized by themes.

Demographic Information

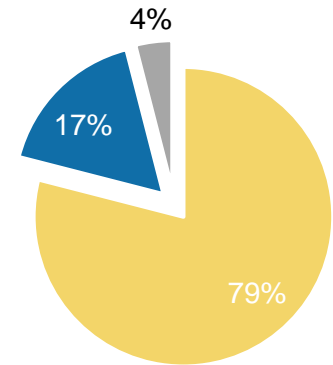
International Students by Gender

Answer Choices	Percentage	Count
Male	46%	11
Female	54%	13
Total Responses		24



International Students by Level

Answer Choices	Percentage	Count
Special	79%	19
Graduate	17%	4
Undergraduate	4%	1
Total Responses		24

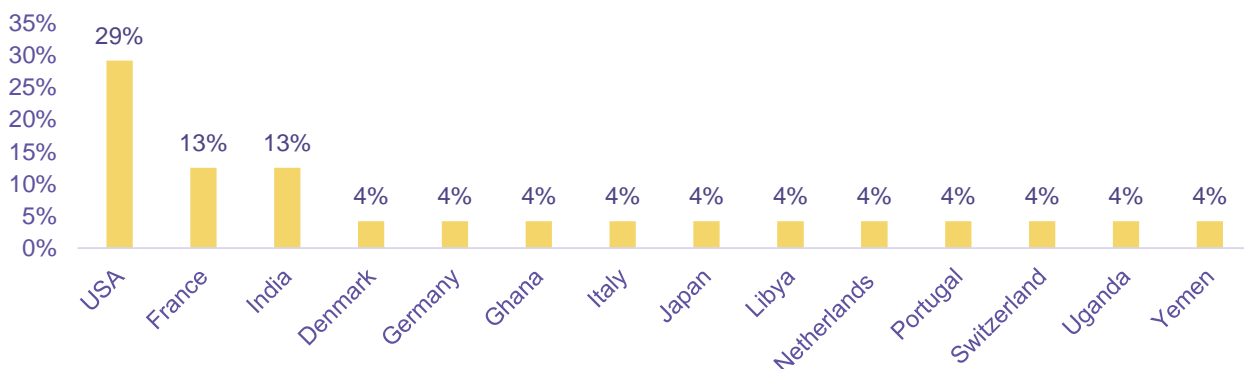


International Students by Nationality

Nationality	Percentage	Count
USA	29%	7
France	13%	3
India	13%	3
Denmark	4%	1
Germany	4%	1
Ghana	4%	1
Italy	4%	1
Total Responses	24	

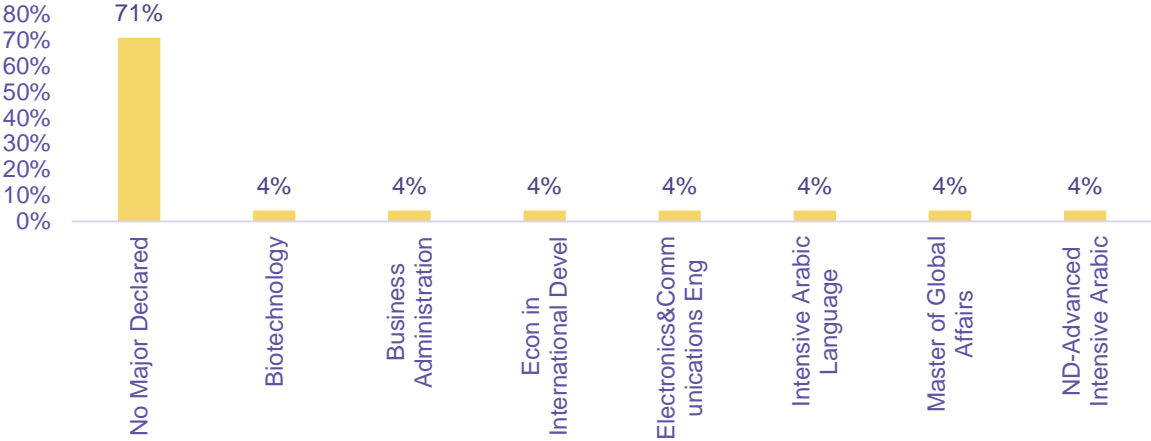
Nationality	Percentage	Count
Japan	4%	1
Libya	4%	1
Netherlands	4%	1
Portugal	4%	1
Switzerland	4%	1
Uganda	4%	1
Yemen	4%	1

Nationality



International Students by Major

Major	Percentage	Count
No Major	71%	17
Biotechnology	4%	1
Business Administration	4%	1
Econ in International Development	4%	1
Electronics & Communications Engineering	4%	1
Intensive Arabic Language	4%	1
Master of Global Affairs	4%	1
ND-Advanced Intensive Arabic	4%	1
Total Responses		24

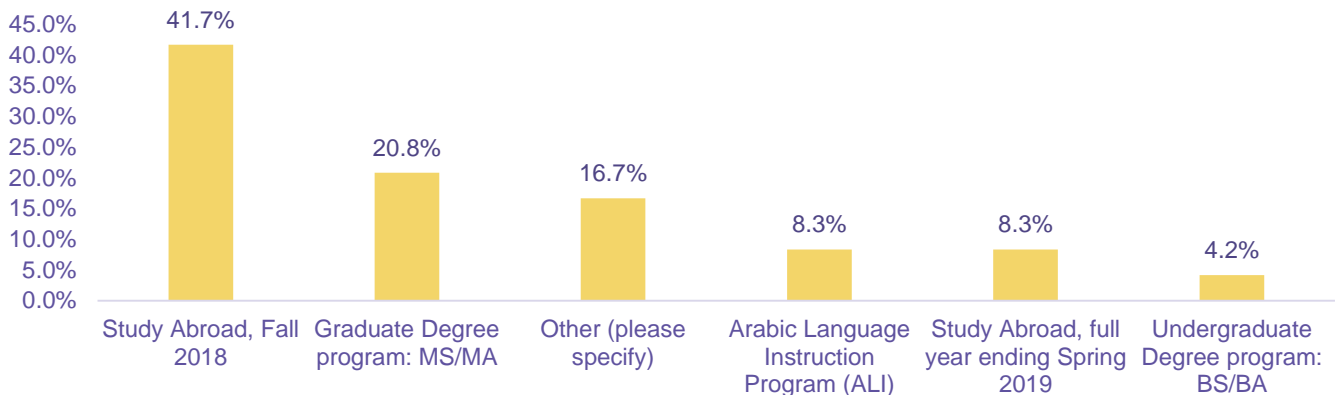


SURVEY ANALYSIS

Q1- Please indicate the type of study program you are enrolled in at AUC.

Answer Choices	Percentage	Count
Arabic Language Instruction Program (ALI)	8.3%	2
Undergraduate Degree program: BS/BA	4.2%	1
Graduate Degree program: MS/MA	20.8%	5
Graduate Diploma	0.0%	0
Study Abroad, Fall 2018	41.7%	10
Study Abroad, full year ending Spring 2019	8.3%	2
Other (please specify)	16.7%	4
Total Responses		24

Q1- Please indicate the type of study program you are enrolled in at AUC.



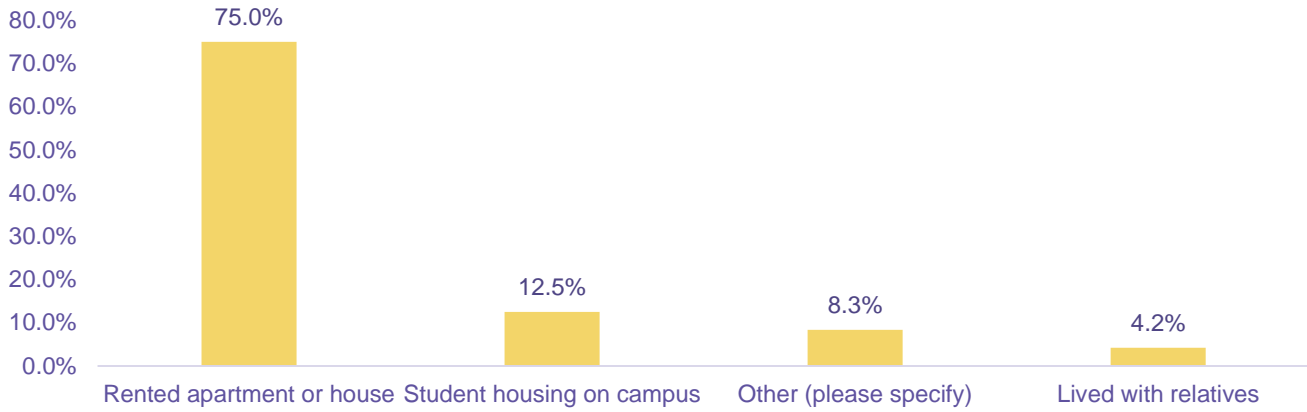
Others

1	Non-degree
2	Non-degree graduate program, Fall 2018
3	Graduate Non Degree Exchange
4	Non-degree seeking graduate exchange student (CMEPS))

Q2- What were your housing arrangements while at AUC?

Answer Choices	Percentage	Count
Student housing on campus	12.5%	3
Lived with relatives	4.2%	1
Rented apartment or house	75.0%	18
Other (please specify)	8.3%	2
Total Responses		24

Q2- What were your housing arrangements while at AUC?



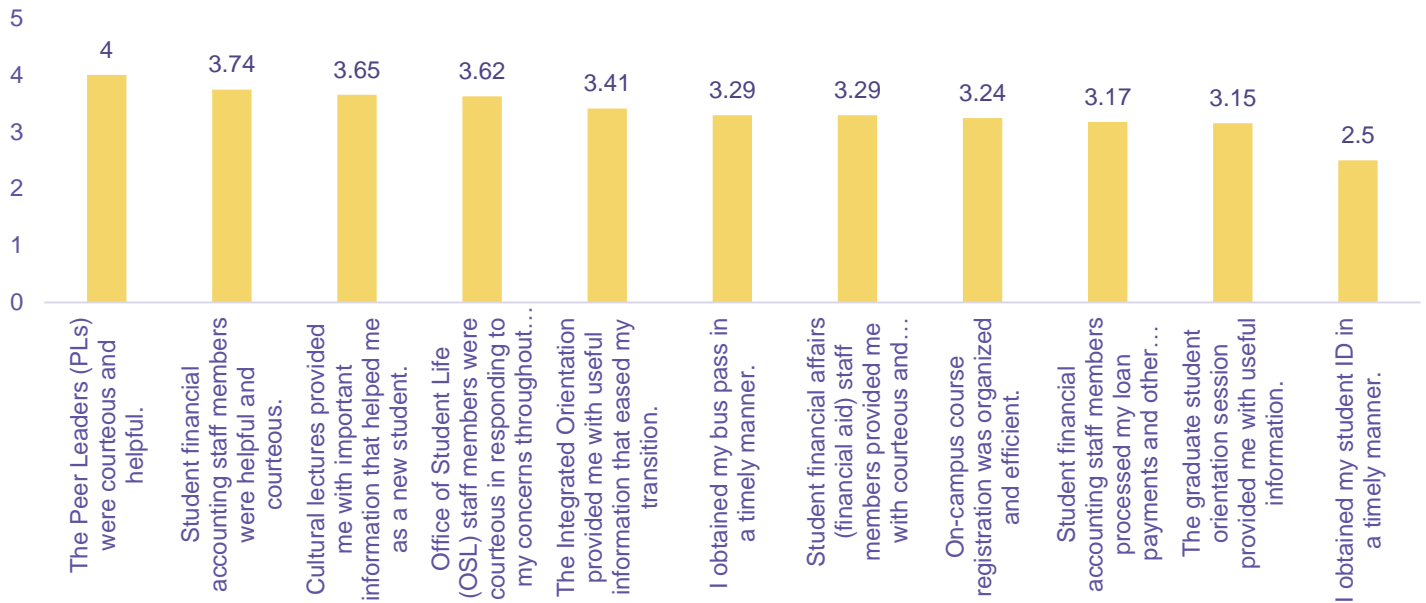
Others

1	Faculty Housing
2	I have my own apartment

Q3- Please indicate your level of agreement with the following statements related to your transition to the university.

Answer Choices	Strongly Agree	Agree	Neutral	Disagree	Strongly Disagree	N/A	Weighted Average
The Integrated Orientation provided me with useful information that eased my transition.	22.7%	40.9%	4.6%	18.2%	13.6%	0.0%	3.41
Cultural lectures provided me with important information that helped me as a new student.	18.2%	22.7%	27.3%	9.1%	0.0%	22.7%	3.65
Office of Student Life (OSL) staff members were courteous in responding to my concerns throughout the semester/year.	22.7%	27.3%	36.4%	4.6%	4.6%	4.6%	3.62
The Peer Leaders (PLs) were courteous and helpful.	36.4%	27.3%	22.7%	0.0%	4.6%	9.1%	4
The graduate student orientation session provided me with useful information.	22.7%	4.6%	4.6%	13.6%	13.6%	40.9%	3.15
I obtained my student ID in a timely manner.	18.2%	13.6%	13.6%	9.1%	45.5%	0.0%	2.5
I obtained my bus pass in a timely manner.	4.6%	9.1%	13.6%	0.0%	4.6%	68.2%	3.29
On-campus course registration was organized and efficient.	9.1%	36.4%	22.7%	22.7%	4.6%	4.6%	3.24
Student financial accounting staff members processed my loan payments and other financial transactions in a prompt and effective manner.	13.6%	27.3%	13.6%	13.6%	13.6%	18.2%	3.17
Student financial accounting staff members were helpful and courteous.	13.6%	45.5%	22.7%	0.0%	4.6%	13.6%	3.74
Student financial affairs (financial aid) staff members provided me with courteous and effective assistance.	13.6%	18.2%	13.6%	9.1%	9.1%	36.4%	3.29
Total Responses							22
Skipped							2

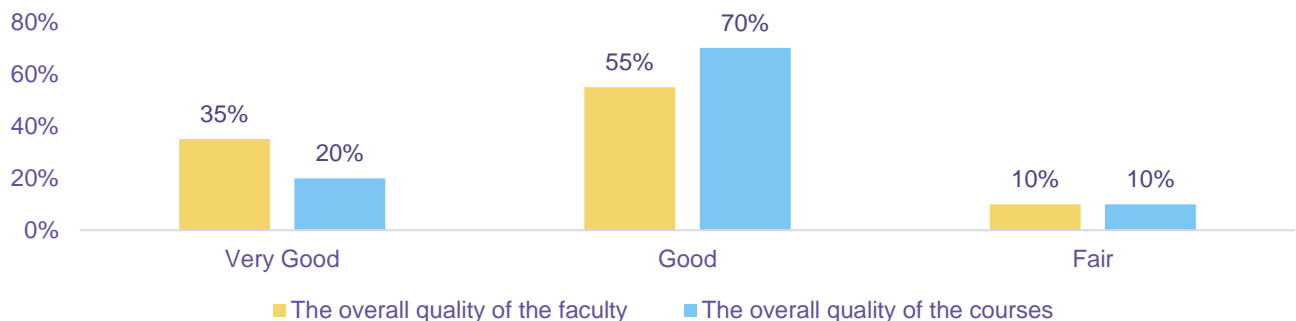
Q3- Please indicate your level of agreement with the following statements related to your transition to the university



Q4- Please rate the overall quality of academic instruction at AUC.

Answer Choices	Very Good	Good	Fair	Poor	Very Poor	N/A	Weighted Average
The overall quality of the faculty	35%	55%	10%	0%	0%	0%	4.25
The overall quality of the courses	20%	70%	10%	0%	0%	0%	4.1
Total Responses							20
Skipped							4

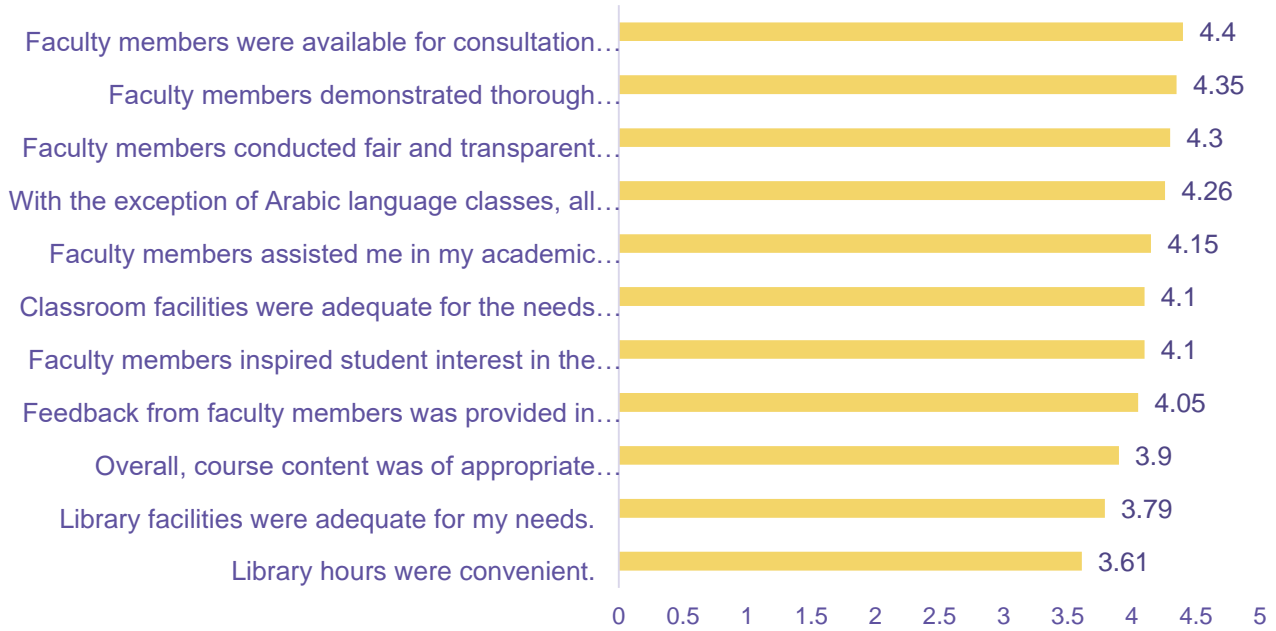
Q4- Please rate the overall quality of academic instruction at AUC.



Q5- Please indicate your level of agreement with the following statements related to academic instruction at AUC.

Answer Choices	Strongly Agree	Agree	Neutral	Disagree	Strongly Disagree	N/A	Weighted Average
a. Faculty members demonstrated thorough knowledge of course content.	35%	65%	0%	0%	0%	0%	4.35
b. Faculty members inspired student interest in the course material.	15%	80%	5%	0%	0%	0%	4.1
c. Faculty members were available for consultation outside of class.	50%	40%	10%	0%	0%	0%	4.4
d. Faculty members assisted me in my academic development.	35%	45%	20%	0%	0%	0%	4.15
e. Faculty members conducted fair and transparent assessment of my work.	35%	60%	5%	0%	0%	0%	4.3
f. Overall, course content was of appropriate academic rigor.	10%	75%	10%	5%	0%	0%	3.9
g. With the exception of Arabic language classes, all classes were taught exclusively in English.	45%	35%	10%	5%	0%	5%	4.26
h. Classroom facilities were adequate for the needs of the course.	40%	45%	5%	5%	5%	0%	4.1
i. Library facilities were adequate for my needs.	40%	30%	0%	15%	10%	5%	3.79
j. Library hours were convenient.	35%	20%	5%	25%	5%	10%	3.61
k. Feedback from faculty members was provided in a timely manner.	30%	45%	25%	0%	0%	0%	4.05
Total Responses							20
Skipped							4

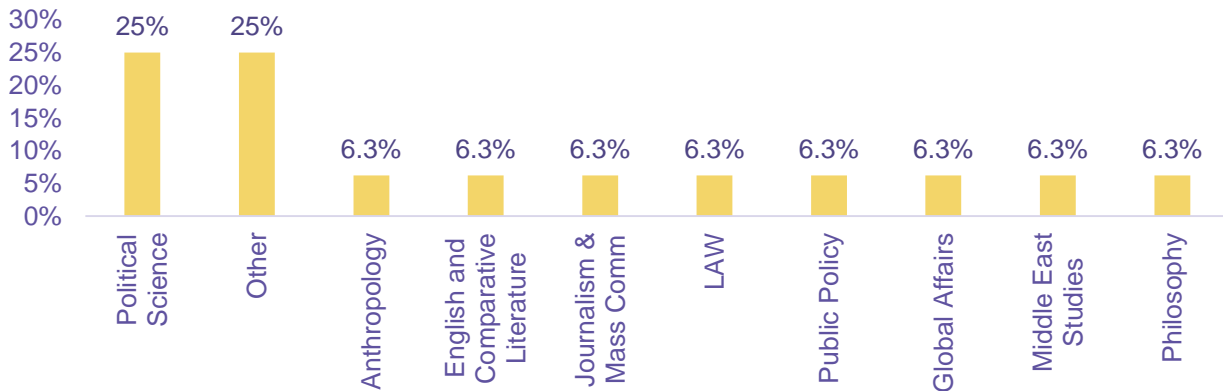
Q5- Please indicate your level of agreement with the following statements related to academic instruction at AUC



Q6- What area of research are you interested in?

Answer Choices	Strongly Agree	Agree
Anthropology	6.3%	1
English and Comparative Literature	6.3%	1
Journalism & Mass Communication	6.3%	1
LAW	6.3%	1
Public Policy	6.3%	1
Global Affairs	6.3%	1
Middle East Studies	6.3%	1
Philosophy	6.3%	1
Political Science	25.0%	4
Other	25.0%	4
Other (please specify)		7
Total Responses		16
Skipped		8

Q6- What area of research are you interested in?



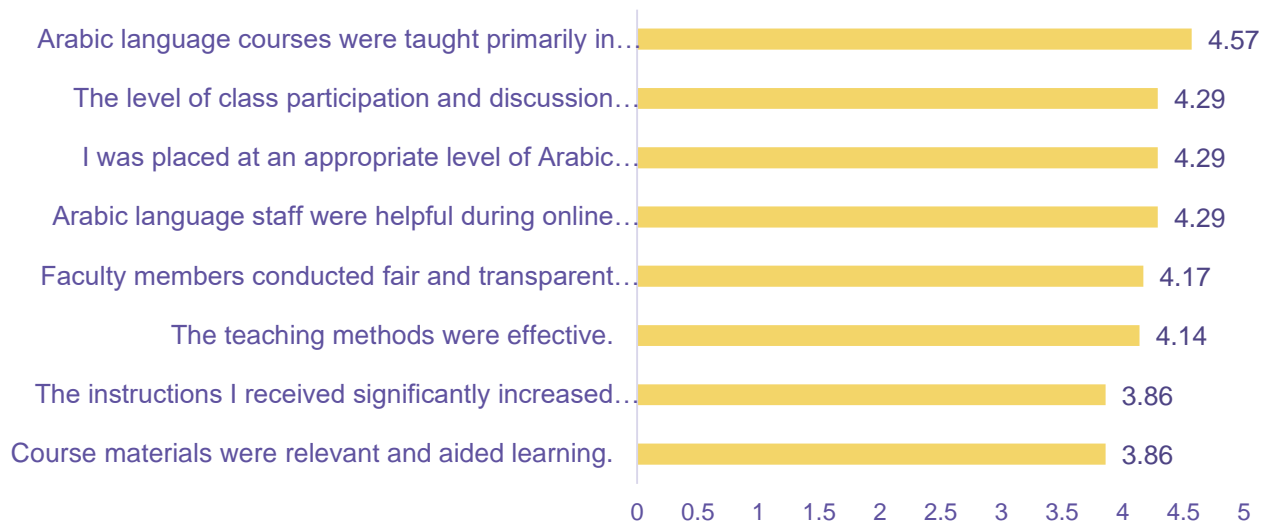
Others

1	video	5	Biotechnology
2	economics	6	Psychology
3	Finance	7	Management
4	Multidisciplinary, global studies, theatre and performance studies, education, linguistics		

Q7- If you studied Arabic at AUC, please rate the following aspects of language instruction:

Answer Choices	Strongly Agree	Agree	Neutral	Disagree	Strongly Disagree	N/A	Weighted Average
a. Arabic language staff were helpful during online and on-campus advising and registration.	21.4%	21.4%	7.1%	0.0%	0.0%	50.0%	4.29
b. I was placed at an appropriate level of Arabic language instruction.	21.4%	21.4%	7.1%	0.0%	0.0%	50.0%	4.29
c. Arabic language courses were taught primarily in Arabic.	28.6%	21.4%	0.0%	0.0%	0.0%	50.0%	4.57
d. The teaching methods were effective.	28.6%	14.3%	0.0%	0.0%	7.1%	50.0%	4.14
e. Course materials were relevant and aided learning.	28.6%	7.1%	0.0%	7.1%	7.1%	50.0%	3.86
f. The level of class participation and discussion was appropriate to meet the objectives of the class.	28.6%	14.3%	0.0%	7.1%	0.0%	50.0%	4.29
g. Faculty members conducted fair and transparent assessment of my work.	21.4%	7.1%	14.3%	0.0%	0.0%	57.1%	4.17
h. The instructions I received significantly increased my Arabic language skills.	21.4%	14.3%	7.1%	0.0%	7.1%	50.0%	3.86
Total Responses							14
Skipped							10

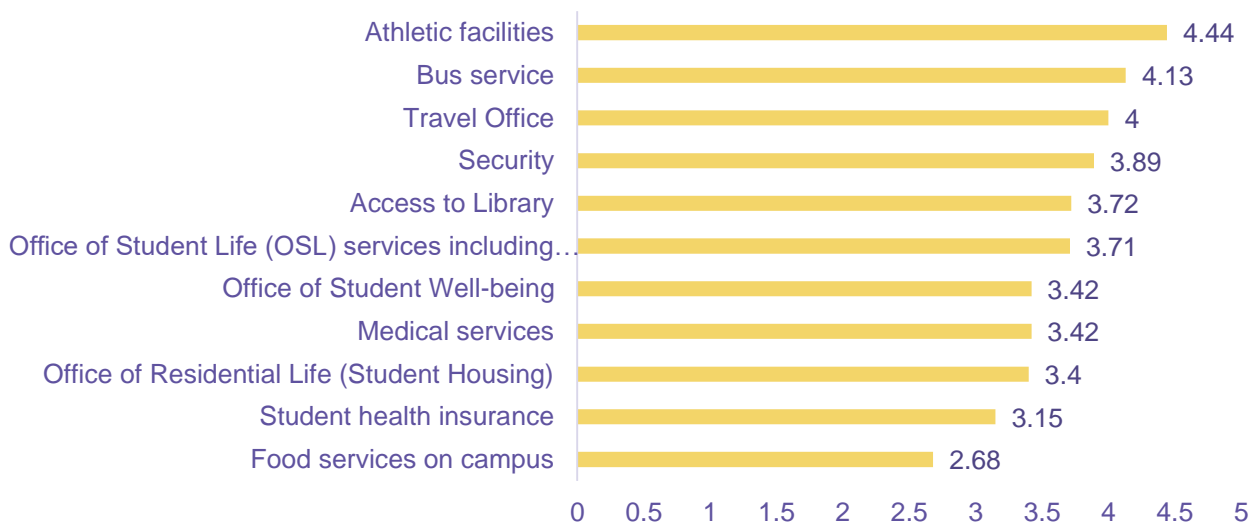
Q7- If you studied Arabic at AUC, please rate the following aspects of language instruction:



Q8- Please indicate your overall level of satisfaction with the following services:

Answer Choices	Very Satisfied	Satisfied	Neutral	Dissatisfied	Very Dissatisfied	N/A	Weighted Average
a. Athletic facilities	42.1%	36.8%	5.3%	0.0%	0.0%	15.8%	4.44
b. Bus service	21.1%	47.4%	10.5%	0.0%	0.0%	21.1%	4.13
c. Food services on campus	10.5%	21.1%	10.5%	42.1%	15.8%	0.0%	2.68
d. Medical services	10.5%	15.8%	26.3%	10.5%	0.0%	36.8%	3.42
e. Office of Student Well-being	15.8%	10.5%	26.3%	5.3%	5.3%	36.8%	3.42
f. Office of Residential Life (Student Housing)	15.8%	5.3%	21.1%	5.3%	5.3%	47.4%	3.4
g. Security	31.6%	36.8%	26.3%	0.0%	5.3%	0.0%	3.89
h. Student health insurance	10.5%	10.5%	31.6%	10.5%	5.3%	31.6%	3.15
i. Travel Office	10.5%	31.6%	10.5%	0.0%	0.0%	47.4%	4
j. Office of Student Life (OSL) services including mini-loans, off-campus housing and emergency line.	21.1%	21.1%	26.3%	0.0%	5.3%	26.3%	3.71
Total Responses							19
Skipped							5

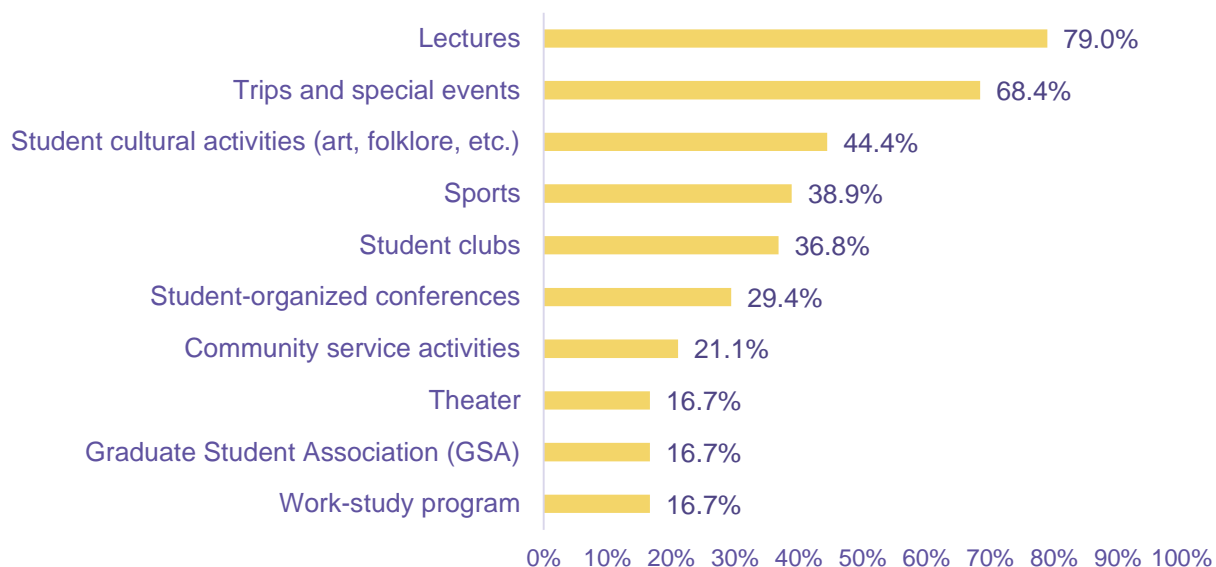
Q8- Please indicate your overall level of satisfaction with the following services:



Q9- Did you participate in any of the following extracurricular activities?

Answer Choices	Yes	No
Community service activities	21.1%	79.0%
Work-study program	16.7%	83.3%
Graduate Student Association (GSA)	16.7%	83.3%
Lectures	79.0%	21.1%
Model Arab League	0.0%	100.0%
Model United Nations	0.0%	100.0%
Sports	38.9%	61.1%
Student clubs	36.8%	63.2%
Student cultural activities (art, folklore, etc.)	44.4%	55.6%
Student government (Student Union, Student Court & Student Senate)	0.0%	100.0%
Student-organized conferences	29.4%	70.6%
Theater	16.7%	83.3%
Trips and special events	68.4%	31.6%
Other	0.0%	100.0%
Total Responses		19
Skipped		5

Q9- Extracurricular Activities you participated in:

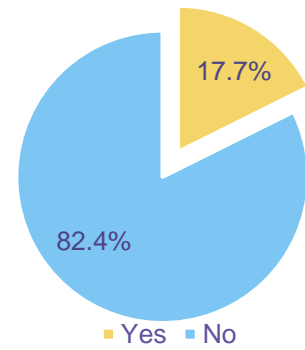


If you did not participate in any of the above mentioned activities, please explain why.

1	Not interested
2	Most things were not of interest and those that were did not respond when I reached out/expressed interest
3	I did not have time because I enrolled in four courses.
4	I don't like the campus life of AUC. To me these extracurricular activities are conducted in a world far from what the general Egyptian experience should be and are more focused on entertaining rich kids and keeping up this parallel world. Therefore I kept my interaction with AUC and my presence in New Cairo limited to academic necessities such as classes and studying.

Q10- Did you encounter any difficulty in joining student activities or groups?

Answer Choices	Percentage	Count
Yes	17.7%	3
No	82.4%	14
Total Responses		17
Skipped		7



If yes, please specify.

1	There was a high bias towards Egyptian students
2	No one ever responded to me
3	Had trouble finding certain clubs I was told existed

Q11- Please indicate your level of agreement with the following statements:

Answer Choices	Strongly Agree	Agree	Neutral	Disagree	Strongly Disagree	Weighted Average
a. AUC students are hard to get to know.	6.3%	18.8%	43.8%	25.0%	6.3%	2.94
b. It is easier to get to know other international students.	31.3%	25.0%	25.0%	18.8%	0.0%	3.69
c. I prefer to socialize with people of my own culture.	0.0%	6.3%	18.8%	43.8%	31.3%	2
d. AUC students are friendly when you get to know them.	37.5%	37.5%	25.0%	0.0%	0.0%	4.13
e. OSL trips provided me with a valuable cultural experience.	18.8%	37.5%	25.0%	6.3%	12.5%	3.44
f. I experienced security issues on trips outside of Cairo.	0.0%	0.0%	18.8%	50.0%	31.3%	1.88
g. OSL cultural events offered opportunity to learn more about other cultures.	7.1%	42.9%	28.6%	7.1%	14.3%	3.21
h. I would have liked more chances to experience Egyptian culture and family life.	18.8%	31.3%	37.5%	12.5%	0.0%	3.56
i. I would have liked to make more friends from AUC.	18.8%	56.3%	12.5%	6.3%	6.3%	3.75
j. It is difficult to meet Egyptians from outside the university.	25.0%	18.8%	12.5%	31.3%	12.5%	3.13
k. AUC's location prevented me from visiting places inside Cairo.	12.5%	37.5%	12.5%	31.3%	6.3%	3.19
l. I had difficulty finding transportation to and from central Cairo and other local places.	6.3%	18.8%	18.8%	31.3%	25.0%	2.5
m. I had difficulty adapting to Egypt.	0.0%	18.8%	6.3%	56.3%	18.8%	2.25
n. I've made some good contacts for the future.	43.8%	50.0%	0.0%	6.3%	0.0%	4.31
o. I intend to correspond (email, Facebook, etc.) with the people I've met at AUC when I go back to my home country.	56.3%	31.3%	0.0%	0.0%	12.5%	4.19
Total Responses						16
Skipped						8

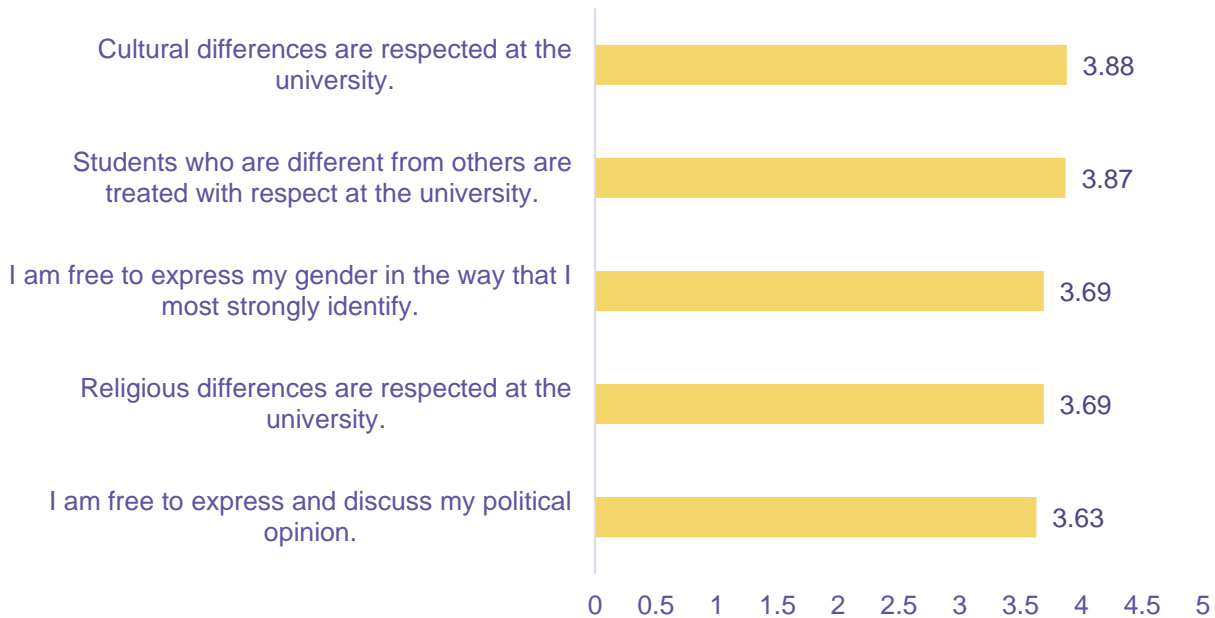
Q11- Please indicate your level of agreement with the following statements:



Q12- Please indicate your level of agreement with the following statements:

Answer Choices	Strongly Agree	Agree	Neutral	Disagree	Strongly Disagree	Weighted Average
Cultural differences are respected at the university.	25.0%	43.8%	25.0%	6.3%	0.0%	3.88
Religious differences are respected at the university.	12.5%	50.0%	31.3%	6.3%	0.0%	3.69
Students who are different from others are treated with respect at the university.	20.0%	46.7%	33.3%	0.0%	0.0%	3.87
I am free to express and discuss my political opinion.	25.0%	25.0%	43.8%	0.0%	6.3%	3.63
I am free to express my gender in the way that I most strongly identify.	31.3%	25.0%	31.3%	6.3%	6.3%	3.69
Total Responses						16
Skipped						8

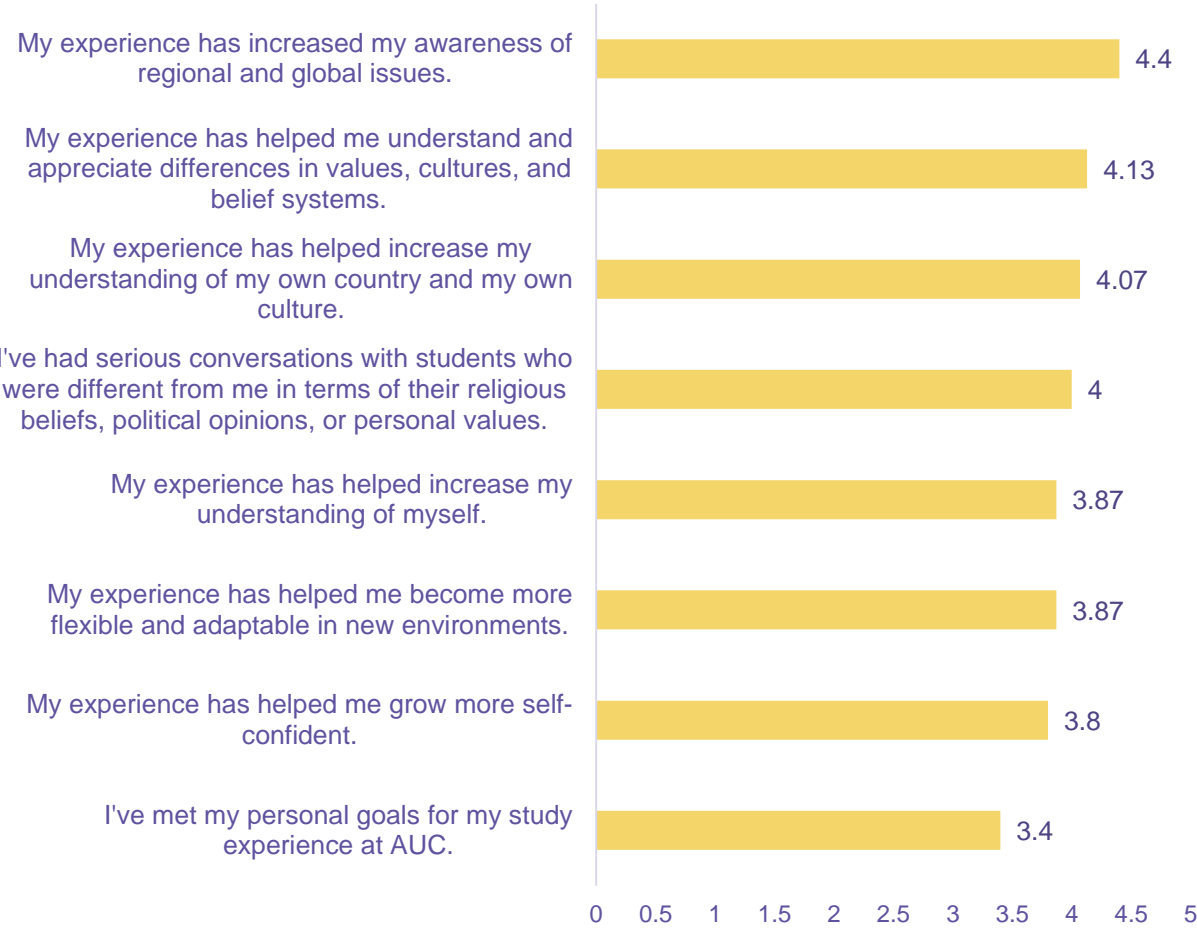
Q12- Please indicate your level of agreement with the following statements



Q13- To what extent do you agree with these statements?

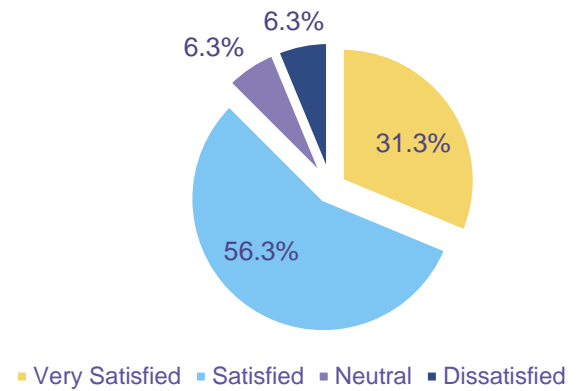
Answer Choices	Strongly Agree	Agree	Neutral	Disagree	Strongly Disagree	Weighted Average
a. I've had serious conversations with students who were different from me in terms of their religious beliefs, political opinions, or personal values.	46.7%	26.7%	13.3%	6.7%	6.7%	4
b. My experience has helped me become more flexible and adaptable in new environments.	26.7%	46.7%	20.0%	0.0%	6.7%	3.87
c. My experience has helped increase my understanding of myself.	26.7%	46.7%	20.0%	0.0%	6.7%	3.87
d. My experience has helped me grow more self-confident.	33.3%	33.3%	20.0%	6.7%	6.7%	3.8
e. My experience has helped increase my understanding of my own country and my own culture.	40.0%	40.0%	13.3%	0.0%	6.7%	4.07
f. My experience has increased my awareness of regional and global issues.	60.0%	33.3%	0.0%	0.0%	6.7%	4.4
g. My experience has helped me understand and appreciate differences in values, cultures, and belief systems.	40.0%	46.7%	6.7%	0.0%	6.7%	4.13
h. I've met my personal goals for my study experience at AUC.	20.0%	26.7%	40.0%	0.0%	13.3%	3.4
Total Responses						15
Skipped						9

Q13- To what extent do you agree with these statements?



Q14- Overall, how satisfied are you with the opportunities you were provided with to experience Egyptian culture and society?

Answer Choices	Percentage	Count
Very Satisfied	31.3%	5
Satisfied	56.3%	9
Neutral	6.3%	1
Dissatisfied	6.3%	1
Very Dissatisfied	0.0%	0
Total Responses		16
Skipped		8



Q15- Please rate the following statement:

Answer Choices	Strongly Agree	Agree	Neutral	Disagree	Strongly Disagree	Weighted Average
I would recommend AUC to other students who want to study in the region.	37.5%	31.3%	18.8%	12.5%	0.0%	3.94
Total Responses						16
Skipped						8

I would recommend AUC to other students who want to study in the region.

