

An illustration featuring three stylized figures sitting on a large stack of books. The books are represented by horizontal bars in various colors including purple, pink, orange, and blue. In the center, a male figure with dark hair, wearing a light pink shirt and purple pants, sits cross-legged with a laptop on his lap. To his left, a female figure with dark hair in a ponytail, wearing a pink top, is seated and looking down at a device. To his right, another male figure with dark hair, wearing a purple suit, is seated and looking at a laptop. The background is a light purple with soft, abstract shapes. A dark teal banner with white text is positioned across the middle of the image.

INTERNATIONAL STUDENTS EXIT SURVEY: Fall 2021

The Office of Strategy Management & Institutional Effectiveness

TABLE OF CONTENTS

Executive Summary	3
Introduction	3
Administrative Summary	3
Respondents' Demographic Information	4
Gender	4
Level	4
Primary Nationality	4
School	5
Major	5
Analysis of Responses	6
Respondent Profiles & Logistics	6
Study Programs	6
Housing Arrangements	6
Satisfaction with AUC	7
Chance of AUC Recommendation	7
Satisfaction with Services	8
University & Campus Experiences	9
University Transition	9
Co-curricular Activities	11
Campus Experiences	12

EXECUTIVE SUMMARY

Introduction

AUC has made deliberate efforts to achieve one of its main strategic goals: *to internationalize the campus through diversity and global exposure*. This survey will assist the administration in assessing AUC as Egypt's leading global university by considering the opinions of international students regarding various aspects of their experience at AUC. Furthermore, the results of the survey will be used to help the Office of International Student Life (ISL) improve international students' overall experience at AUC.

This survey was developed by the International Programs and Services Office (IPSO) in collaboration with the Office of Strategy Management and Institutional Effectiveness (SMIE).

Administrative Summary

The survey was sent out to 176 students on November 29th, 2021, and four consequent reminders were sent to those who had not responded to the survey. 39 responses were received, representing a response rate of 22%.¹

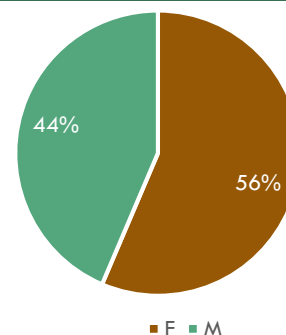
¹ This and all percentages hereafter are rounded up to the nearest digit.

Respondents' Demographic Information

Gender

Respondents by Gender

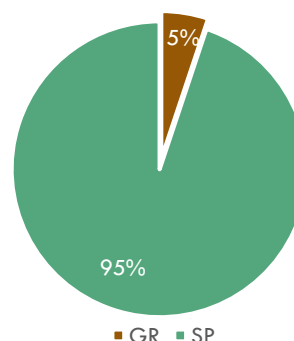
Answer Choices	Percentage	Count
Female	56%	22
Male	44%	17
Total Responses	100%	39



Level

Respondents by Level

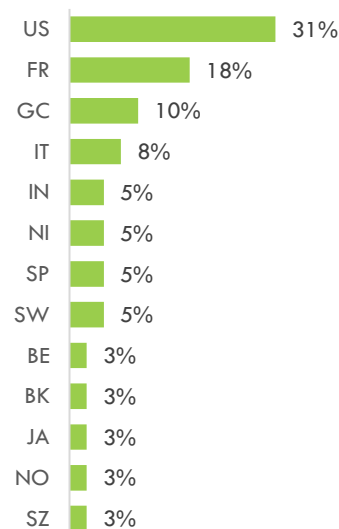
Answer Choices	Percentage	Count
Special Program	95%	37
Graduate	5%	2
Total Responses	100%	39



Primary Nationality

Respondents by Primary Nationality

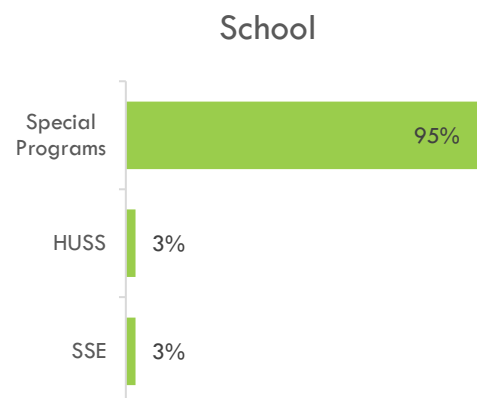
Nationality	Percentage	Count
US	31%	12
FR	18%	7
GC	10%	4
IT	8%	3
IN	5%	2
NI	5%	2
SP	5%	2
SW	5%	2
BE	3%	1
BK	3%	1
JA	3%	1
NO	3%	1
SZ	3%	1
Total Responses	100%	39



School

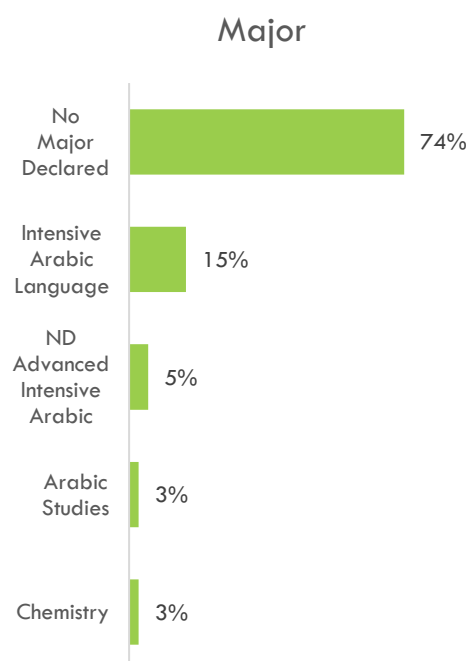
Respondents by School & Major

School	Percentage	Count
Special Programs	95%	37
Humanities & Social Sciences	3%	1
Sciences & Engineering	3%	1
Total Responses	100%	39



Major

Major	Percentage	Count
No Major Declared	74%	29
Intensive Arabic	15%	6
ND-Advanced Intensive Arabic	5%	2
Arabic Studies	3%	1
Chemistry	3%	1
Total Responses	100%	39



ANALYSIS OF RESPONSES

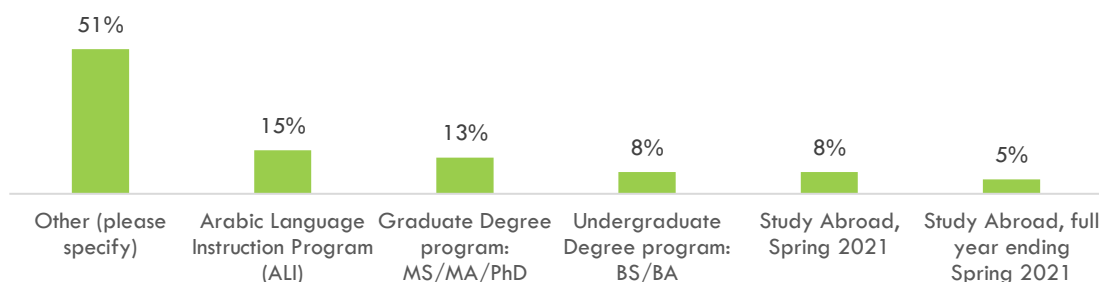
Respondent Profiles & Logistics

Study Programs

Q- Please indicate the type of study program you are enrolled in at AUC

Major	Percentage	Count
Other (please specify)	51%	20
Arabic Language Instruction Program (ALI)	15%	6
Graduate Degree program: MS/MA/PhD	13%	5
Undergraduate Degree program: BS/BA	8%	3
Study Abroad, Spring 2021	8%	3
Study Abroad, full year ending Spring 2021	5%	2
Total Responses	100%	39

Study Program Type

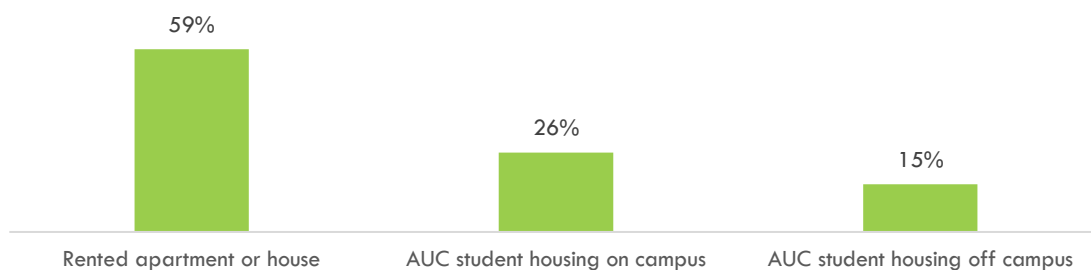


Housing Arrangements

Q- What were your housing arrangements while at AUC?

Answer Choices	Percentage	Count
Rented apartment or house	59%	23
AUC student housing on campus	26%	10
AUC student housing off campus	15%	6
Total	100%	39

Housing Arrangements



Satisfaction with AUC

Chance of AUC Recommendation

Q- “I would recommend AUC to other students who want to study in the region”

Answer Choices	Strongly Agree		Agree		Neutral		Disagree		Strongly Disagree		WA
	%	C	%	C	%	C	%	C	%	C	
I would recommend AUC to other students who want to study in the region	41%	14	41%	14	3%	1	6%	2	9%	3	4.0
Total Responses											34
Skipped											5

AUC Recommendation



■ Strongly Agree
 ■ Agree
 ■ Neutral
 ■ Disagree
 ■ Strongly Disagree

Satisfaction with Services

Q- Please indicate your overall level of satisfaction with the following services:

Answer Choices	Strongly Agree		Agree		Neutral		Disagree		Strongly Disagree		N/A		WA
	%	C	%	C	%	C	%	C	%	C	%	C	
Security	44%	16	31%	11	14%	5	6%	2	3%	1	3%	1	4.11
Athletic facilities	25%	9	36%	13	8%	3	3%	1	3%	1	25%	9	4.04
Travel Office	20%	7	31%	11	20%	7	0%	0	6%	2	23%	8	3.78
Emergency handling and services provided by IPSO	22%	8	22%	8	17%	6	3%	1	6%	2	31%	11	3.76
Office of Residential Life (Student Housing)	17%	6	14%	5	11%	4	6%	2	3%	1	50%	18	3.72
Access to Library	22%	8	25%	9	25%	9	6%	2	6%	2	17%	6	3.63
Bus service	6%	2	28%	10	17%	6	6%	2	3%	1	42%	15	3.48
Food services on campus	22%	8	33%	12	14%	5	19%	7	8%	3	3%	1	3.43
Office of Student Well-being	6%	2	17%	6	17%	6	0%	0	6%	2	56%	20	3.38
Student health insurance	3%	1	23%	8	17%	6	20%	7	9%	3	29%	10	2.88
Medical services	0%	0	17%	6	25%	9	22%	8	3%	1	33%	12	2.83
Total Responses													36
Skipped													3



University & Campus Experiences

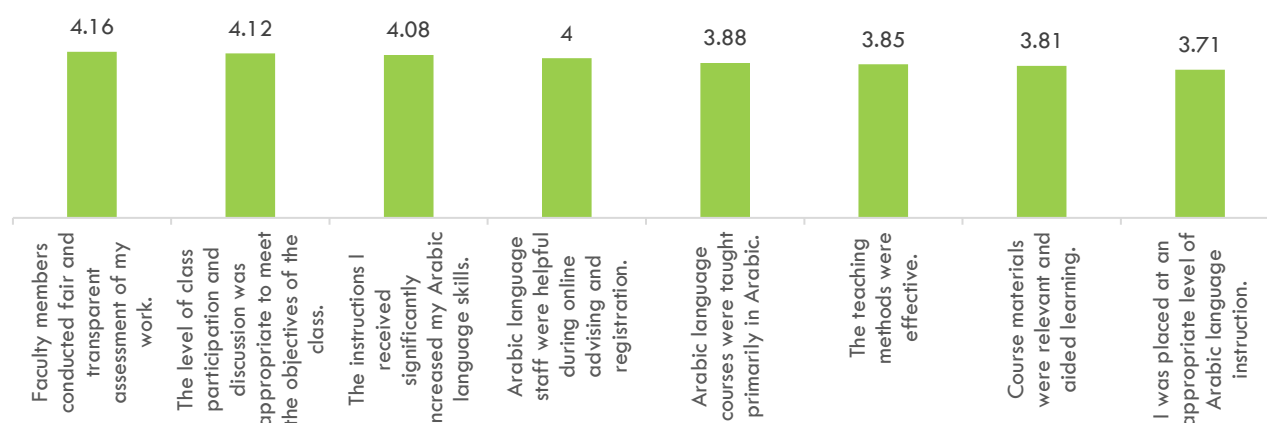
University Transition

Q- Please indicate your level of agreement with the following statements related to your transition to the university.²

Answer Choices	Strongly Agree		Agree		Neutral		Disagree		Strongly Disagree		N/A		WA
	%	C	%	C	%	C	%	C	%	C	%	C	
Faculty members conducted fair and transparent assessment of my work.	30%	10	27%	9	18%	6	0%	0	0%	0	24%	8	4.16
The level of class participation and discussion was appropriate to meet the objectives of the class.	24%	8	42%	14	9%	3	3%	1	0%	0	21%	7	4.12
The instructions I received significantly increased my Arabic language skills.	30%	10	27%	9	9%	3	3%	1	3%	1	27%	9	4.08
Arabic language staff were helpful during online advising and registration.	15%	5	36%	12	15%	5	0%	0	0%	0	33%	11	4
Arabic language courses were taught primarily in Arabic.	21%	7	27%	9	18%	6	6%	2	0%	0	27%	9	3.88
The teaching methods were effective.	21%	7	33%	11	18%	6	3%	1	3%	1	21%	7	3.85
Course materials were relevant and aided learning.	15%	5	39%	13	18%	6	6%	2	0%	0	21%	7	3.81
I was placed at an appropriate level of Arabic language instruction.	18%	6	36%	12	6%	2	3%	1	9%	3	27%	9	3.71
Total Responses													33
Skipped													6

² Items are arranged in descending order of weighted averages.

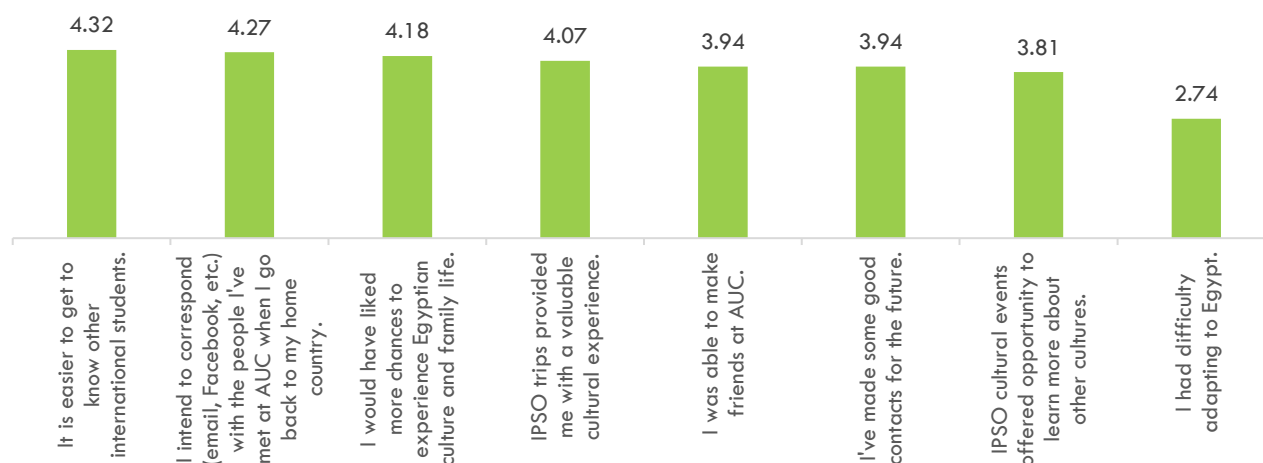
University Transition



Q- Please indicate your level of agreement with the following statements:

Answer Choices	Strongly Agree		Agree		Neutral		Disagree		Strongly Disagree		N/A		WA
	%	C	%	C	%	C	%	C	%	C	%	C	
It is easier to get to know other international students.	62%	21	24%	8	3%	1	9%	3	3%	1	0%	0	4.32
I intend to correspond (email, Facebook, etc.) with the people I've met at AUC when I go back to my home country.	55%	18	30%	10	9%	3	0%	0	6%	2	0%	0	4.27
I would have liked more chances to experience Egyptian culture and family life.	44%	15	35%	12	12%	4	3%	1	3%	1	3%	1	4.18
IPSO trips provided me with a valuable cultural experience.	35%	12	26%	9	12%	4	0%	0	6%	2	21%	7	4.07
I was able to make friends at AUC.	42%	14	33%	11	9%	3	6%	2	9%	3	0%	0	3.94
I've made some good contacts for the future.	35%	12	38%	13	18%	6	3%	1	6%	2	0%	0	3.94
IPSO cultural events offered opportunity to learn more about other cultures.	29%	10	35%	12	15%	5	3%	1	9%	3	9%	3	3.81
I had difficulty adapting to Egypt.	15%	5	21%	7	9%	3	35%	12	21%	7	0%	0	2.74
Total Responses													34
Skipped													5

Social Transition

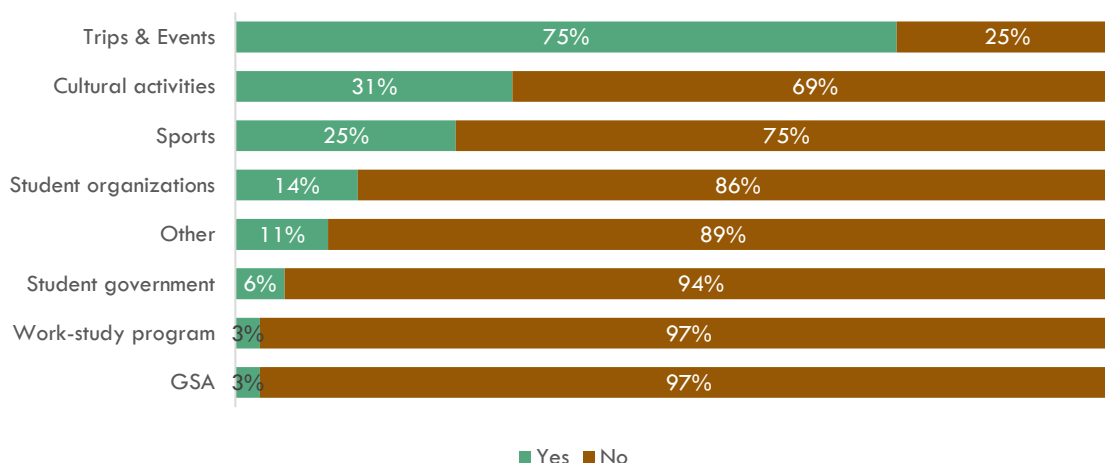


Co-curricular Activities

Q- Did you participate in any of the following co-curricular activities?

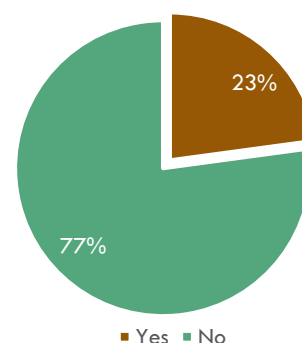
Answer Choices	Yes		No		Total
	%	C	%	C	C
Trips and special events	75%	27	25%	9	36
Student cultural activities (art, folklore, etc.)	31%	11	69%	24	36
Sports	25%	9	75%	27	36
Student organizations	14%	5	86%	31	36
Other	11%	2	89%	17	35
Student government (Student Union, Student Court & Student Senate)	6%	2	94%	34	36
Work-study program	3%	1	97%	35	36
Graduate Student Association (GSA)	3%	1	97%	35	19
Total Responses					36
Skipped					3

Participation in Co-curricular Activities



Q- Did you encounter any difficulty in joining student activities or groups?

Answer Choices	Percentage	Count
Yes	23%	8
No	77%	27
If yes, please specify:		6
Total Responses	100%	35



Campus Experiences

Q- To what extent do you agree with these statements?

Answer Choices	Strongly Agree		Agree		Neutral		Disagree		Strongly Disagree		WA
	%	C	%	C	%	C	%	C	%	C	
My experience has helped me become more flexible and adaptable in new environments.	50%	17	35%	12	12%	4	3%	1	0%	0	4.32
My experience has helped increase my understanding of myself.	50%	17	32%	11	18%	6	0%	0	0%	0	4.32
My experience has helped me grow more self-confident.	47%	16	18%	6	24%	8	12%	4	0%	0	4.0
My experience has increased my awareness of regional and global issues.	41%	14	38%	13	18%	6	3%	1	0%	0	4.18
I've met my personal goals for my study experience at AUC.	38%	13	26%	9	24%	8	12%	4	0%	0	3.91

Total Responses	34
Skipped	5

Effects of AUC Experiences



Q- Please indicate your level of agreement with the following statements:

Answer Choices	Strongly Agree		Agree		Neutral		Disagree		Strongly Disagree		WA
	%	C	%	C	%	C	%	C	%	C	
I did not experience any discrimination during my stay at AUC.	47%	16	32%	11	6%	2	12%	4	3%	1	4.09
Cultural differences are respected at the university.	32%	11	44%	15	18%	6	6%	2	0%	0	4.03
Religious differences are respected at the university.	35%	12	38%	13	21%	7	6%	2	0%	0	4.03
I am free to express and discuss my political opinion.	18%	6	29%	10	32%	11	18%	6	3%	1	3.41
Total Responses											34
Skipped											5

Sense of Respect on Campus

