

Graduate Students Exit Survey- Spring 2018

Prepared by: Office of Strategy Management and Institutional
Effectiveness

EXECUTIVE SUMMARY

INTRODUCTION

The purpose of the Graduate Student Exit Survey is to assess opinions of graduate students about their experience at AUC. The Graduate Student Exit Survey was developed by the Office of Strategy Management and Institutional Effectiveness and the Office of Graduate Studies.

The Office of Strategy Management and Institutional Effectiveness emailed the survey invitations to 130 graduate students on May 23rd, 2018. The survey remained accessible until June 14th, 2018, and four email reminders were sent throughout this period. Upon closing the survey, **114** students had completed it, for a response rate of about 88%.

METHODOLOGY AND ORGANIZATION OF THE REPORT

This report consists of six parts:

Part I: General demographic information presented as frequencies and charts

Part II: Questions regarding graduate students' academic experience, in addition to the overall students' rating to some academic aspects presented as frequencies and charts

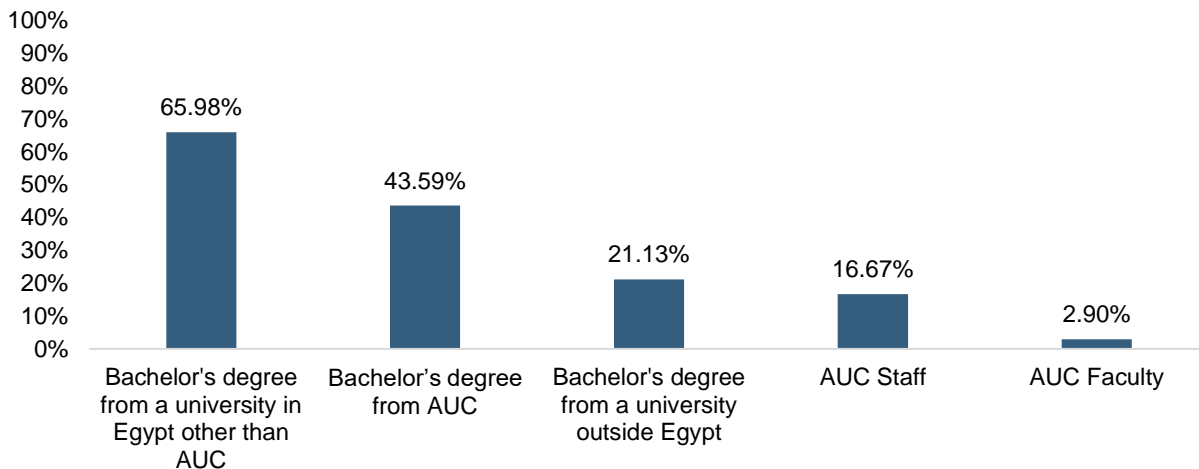
Part III: Questions regarding graduate students' rating of their experiences and provided support services presented as frequencies and charts

Part IV: Overall student satisfaction

PART I: GENERAL DEMOGRAPHIC INFORMATION

Q1: Please identify yourself (check all that apply)

Answer Choices	Responses	Count
AUC Staff	16.67%	13
AUC Faculty	2.90%	2
Bachelor's degree from AUC	43.59%	34
Bachelor's degree from a university in Egypt other than AUC	65.98%	64
Bachelor's degree from a university outside Egypt	21.13%	15
If you are not AUC Alumni, please specify the name and the location of your Undergraduate Institution:		58
Answered		113
Skipped		1



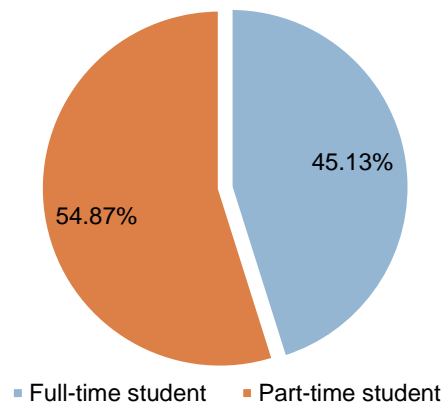
If you are not AUC Alumni, please specify the name and the location of your Undergraduate Institution:

Undergraduate Institution	Number of Responses
Ain Shams University	16
Cairo University	14
German University in Cairo (GUC)	4
British University in Egypt	3
MIU	3
Arab Academy for Science and Technology	2
Alexandria University	2

Suez Canal University	2
Al-Azhar University, Cairo, Egypt	1
Assiut University	1
Colgate University, Hamilton, NY, USA	1
George Washington university	1
Sadat Academy, Cairo	1
The University of Michigan	1
SUNY Genesco	1
Villanova University, USA	1
Tanta University	1
University of Kentucky	1
West Virginia University	1
The University of Scranton, Scranton, Pennsylvania, USA	1
Total	58

Q2: Please check what is applicable for you:

Answer Choices	Responses	Count
Full-time student - 3 courses per semester	45.13%	51
Part-time student - less than 3 courses per semester	54.87%	62
Answered		113
Skipped		1

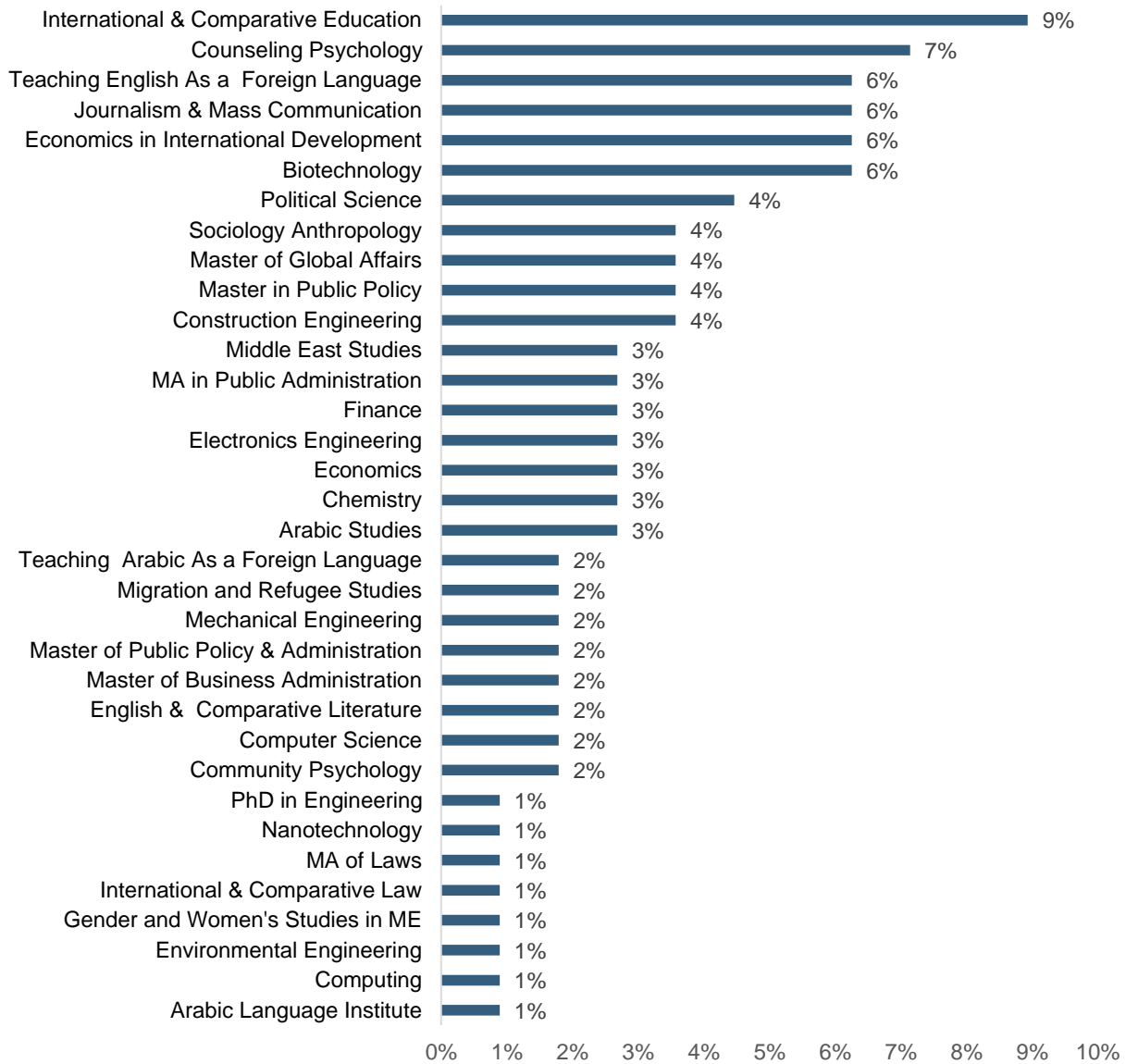


Q3: Primary Academic Program.

Answer Choices	Responses	Count
Arabic Language Institute	0.89%	1
Arabic Studies	2.68%	3
Biotechnology	6.25%	7
Chemistry	2.68%	3
Community Psychology	1.79%	2

Graduate Students Exit Survey- Spring 2018

Computer Science	1.79%	2
Computing	0.89%	1
Construction Engineering	3.57%	4
Counseling Psychology	7.14%	8
Economics	2.68%	3
Economics in International Development	6.25%	7
Electronics Engineering	2.68%	3
English & Comparative Literature	1.79%	2
Environmental Engineering	0.89%	1
Finance	2.68%	3
Gender and Women's Studies in ME	0.89%	1
International & Comparative Education	8.93%	10
International & Comparative Law	0.89%	1
Journalism & Mass Communication	6.25%	7
MA in Public Administration	2.68%	3
MA of Laws	0.89%	1
Master in Public Policy	3.57%	4
Master of Business Administration	1.79%	2
Master of Global Affairs	3.57%	4
Master of Public Policy & Administration	1.79%	2
Mechanical Engineering	1.79%	2
Middle East Studies	2.68%	3
Migration and Refugee Studies	1.79%	2
Nanotechnology	0.89%	1
PhD in Engineering	0.89%	1
Political Science	4.46%	5
Sociology Anthropology	3.57%	4
Teaching Arabic As a Foreign Language	1.79%	2
Teaching English As a Foreign Language	6.25%	7
Answered		112
Skipped		2

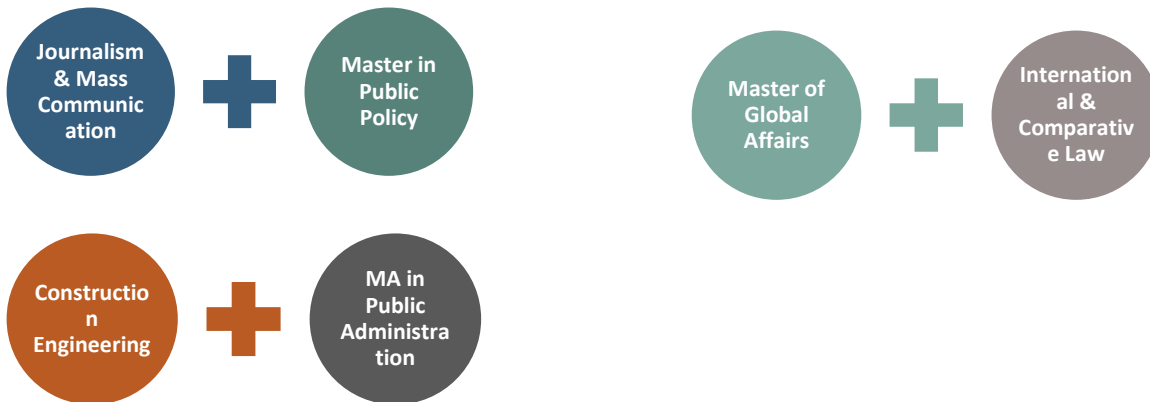


Q4: If you are in a dual degree, kindly specify second academic program at AUC.

Answer Choices	Responses	Count
International & Comparative Law	33.3%	1
MA in Public Administration	33.3%	1
Master in Public Policy	33.3%	1
Answered		3
Skipped		111

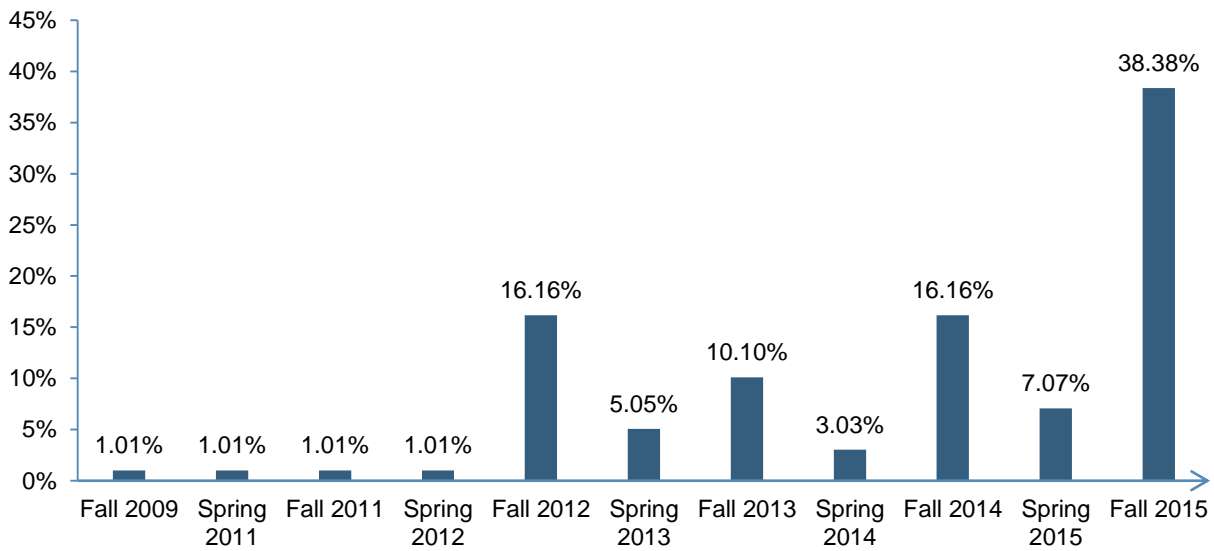
3 students reported that they are enrolled in a secondary program, reported as follows:

Primary Program	Secondary Program
Journalism & Mass Communication	Master in Public Policy
Construction Engineering	MA in Public Administration
Master of Global Affairs	International & Comparative Law



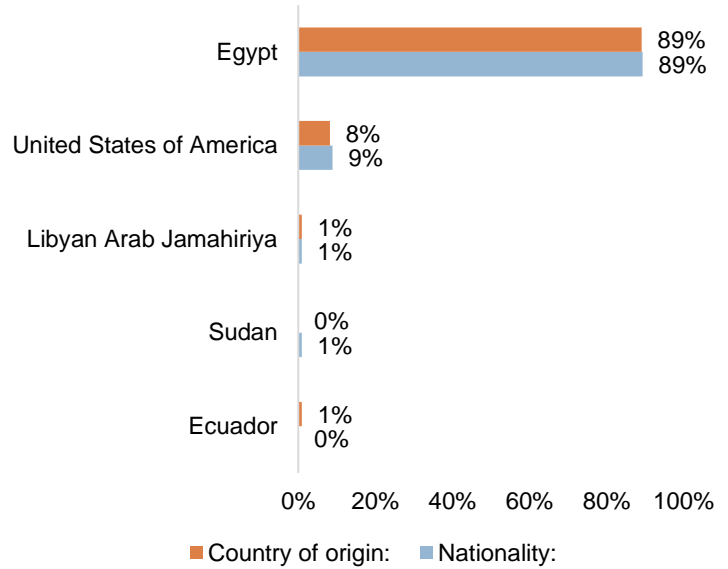
Q5: Year and semester you enrolled as a Graduate Student at AUC:

Answer Choices	Responses	Count
Fall 2009	1.01%	1
Spring 2011	1.01%	1
Fall 2011	1.01%	1
Spring 2012	1.01%	1
Fall 2012	16.16%	16
Spring 2013	5.05%	5
Fall 2013	10.10%	10
Spring 2014	3.03%	3
Fall 2014	16.16%	16
Spring 2015	7.07%	7
Fall 2015	38.38%	38
Answered		99
Skipped		15



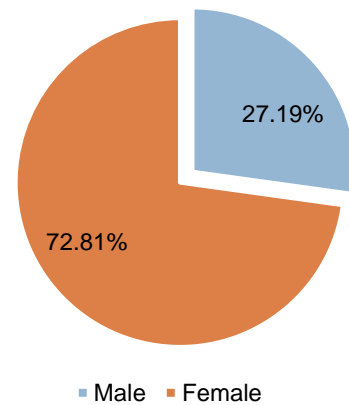
Q6: Nationality and country of origin:

Answer Choices	Nationality	Country of Origin
Ecuador	0%	1%
Egypt	89%	89%
Libyan Arab Jamahiriya	1%	1%
Sudan	1%	0%
United States of America	9%	8%
Answered		113
Skipped		1



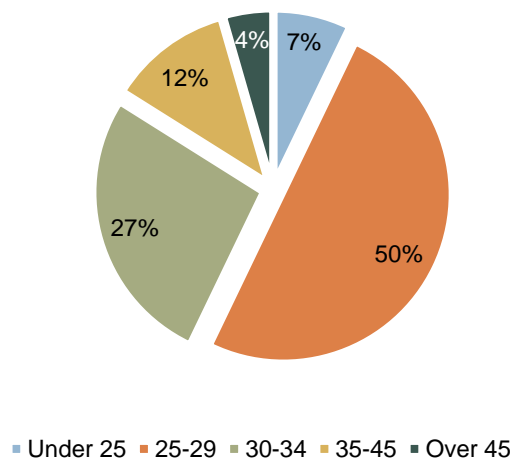
Q7- Gender:

Answer Choices	Percentage	Count
Male	27.19%	31
Female	72.81%	83
Answered		114
Skipped		0



Q8: Age:

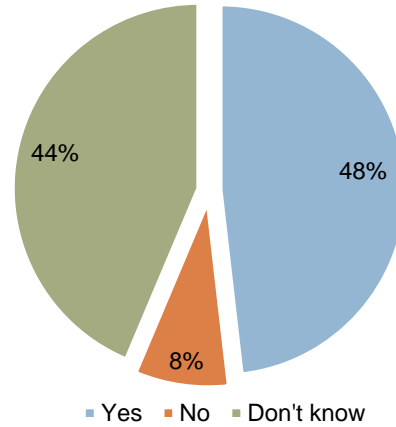
Answer Choices	Percentage	Count
Under 25	7.14%	8
25-29	50.00%	56
30- 34	26.79%	30
35-45	11.61%	13
Over 45	4.46%	5
Answered		112
Skipped		2



FUTURE ACADEMIC CAREER PLANS

Q9: For MA/MS students: do you intend to pursue a Ph.D. degree?

Answer Choices	Percentage	Count
Yes	48.18%	53
No	8.18%	9
Don't Know	43.64%	48
Answered		110
Skipped		4



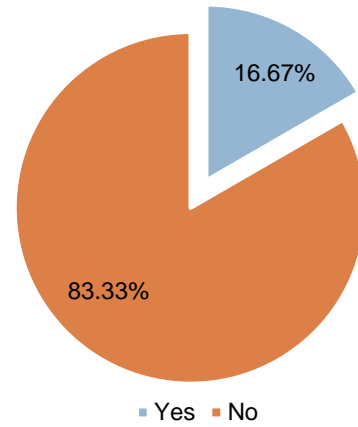
If your answer is "Yes", which institution(s) and PhD program(s) you wish to join?

#	Institution	Program
1	Not mentioned	Educational Leadership
2	Georgetown - Stanford - Berkeley - UCLA - Kings college London- University of Glasgow	Not mentioned
3	Not mentioned	Clinical Psychology- Family Therapy
4	UCLA	Anthropology
5	George Town University, or any other university in U.S.	Arabic and Islamic studies
6	Not mentioned	Psychology related phd
7	Not mentioned	Biochemistry and biomedical programs
8	Europe	PhD
9	Abroad	Marketing and Communications
10	AUC	Not mentioned
11	Abroad	War Studies at King's College-London; IR at European University Institute; security studies at the Geneva Graduate institute.
12	Cairo University	Math
13	UK preference is St. Andrews	Psychology
14	Harvard and UCL	Not mentioned

#	Institution	Program
15	Any European University like University of London	Media and Cultural Studies
16	Not mentioned	Urban planning
17	Undecided	Social Psychology program
18	AUC	Biotechnology Ph.D program
19	Cambridge University	Cancer biology
20	AUC	PhD program in Chemistry
21	UCLA	History Program
22	Harvard, or Oxford	Not mentioned
23	University of St. Andrews	International Relations
24	Not mentioned	Education or Applied Linguistics
25	Undecided	Chemistry or Nanotechnology program
26	Europe	International Law Programs
27	LSE	Not mentioned
28	AUC	PsyD/PhD program in psychology
29	Not mentioned	International relations- political science
30	Europe, US, Australia or Canada	A women & gender Ph.D program
31	Harvard Graduate School of Education	Not mentioned
32	Harvard	Educational leadership
33	Not mentioned	Biotechnology- Political sciences
34	United Kingdom	Undecided
35	Abroad	Ph.D
36	Humboldt- SOAS	Not mentioned
37	University of Science and Technology, Zewail City, Egypt.	Biomedical Sciences
38	Harvard - Cornell- Davis	Not mentioned
39	Harvard graduate school of education or UCL in London	Not mentioned
40	US/ UK	Anthropology PhD programs
Undecided Yet		5 respondents

Q10: Are you enrolled in AUC's PhD Program?

Answer Choices	Percentage	Count
Yes	16.67%	3
No	83.33%	15
Answered		18
Skipped		96



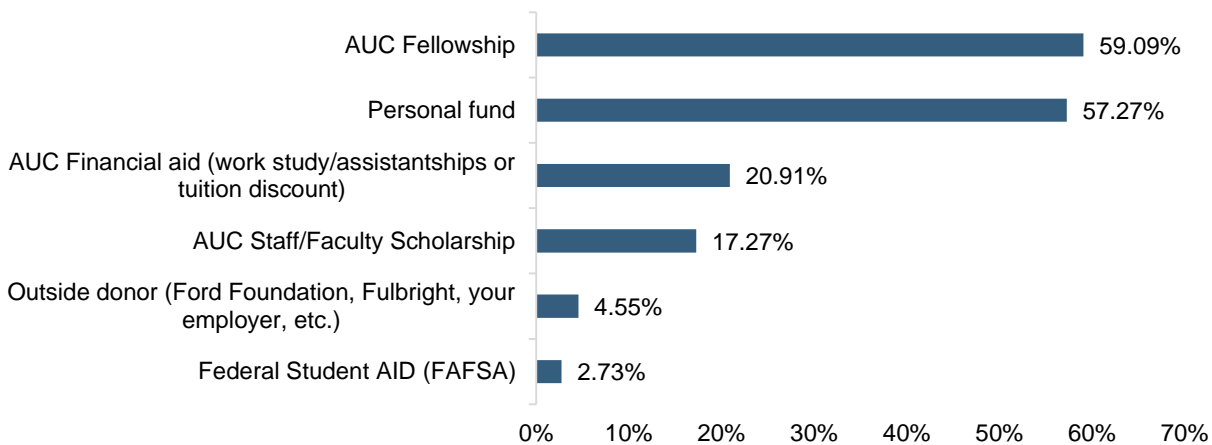
If "Yes", how many years did it take for you to get your PhD:

Answer Choices	Percentage	Count
5 years	66.6%	2
6 years	33.3%	1
Answered		3

AUC TUITION COVERAGE

Q11: How did you cover the cost of your tuition at AUC? Check all that apply.

Answer Choices	Percentage	Count
Personal fund	57.27%	63
AUC Financial aid (work study/assistantships or tuition discount)	20.91%	23
AUC Fellowship	59.09%	65
AUC Staff/Faculty Scholarship	17.27%	19
Outside donor (Ford Foundation, Fulbright, your employer, etc.)	4.55%	5
Commercial bank loans	0.00%	0
Federal Student AID (FAFSA)	2.73%	3
Other (please specify)		7
Answered		110
Skipped		4



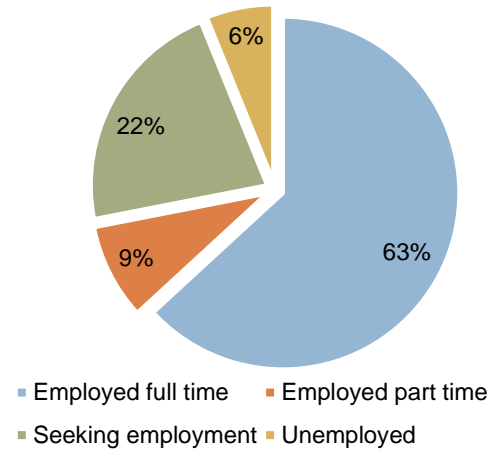
Others:

#	Response	Frequency
1	Youssef Jameel Fellowship	3
2	AUC Graduate Grant	1
3	Half Personal fund and half fellowship	1
4	Borrowed from my parents and still paying them back	1
5	Please, there should be consideration for those who are on personal fund when it comes to duration of the programs. In my case, there was an intention for prolonging my stay in the program which threatened my ability to sustain the programs. Students who are on personal funds, suspend their work or depend on their parents based on a specific budget that they can't exceed because they have no donors or fellowships. Prolonging the process of thesis submission and obtaining IRB approvals is a clear harm for both their educational and financial statuses. I was intimidated by the fact that my thesis might not get accepted due to the lack of guidance from one of the readers, a situation which would have led to the degree suspension since I could no longer afford to stay more because of my financial status.	1

EMPLOYMENT INFORMATION

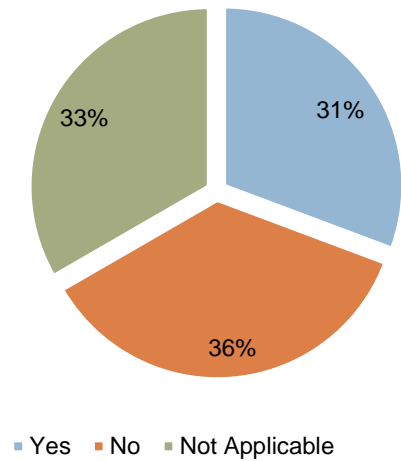
Q13: Indicate your current status:

Answer Choices	Percentage	Count
Employed full time	63.16%	72
Employed part time	8.77%	10
Seeking employment	21.93%	25
Unemployed	6.14%	7
Answered		114
Skipped		0



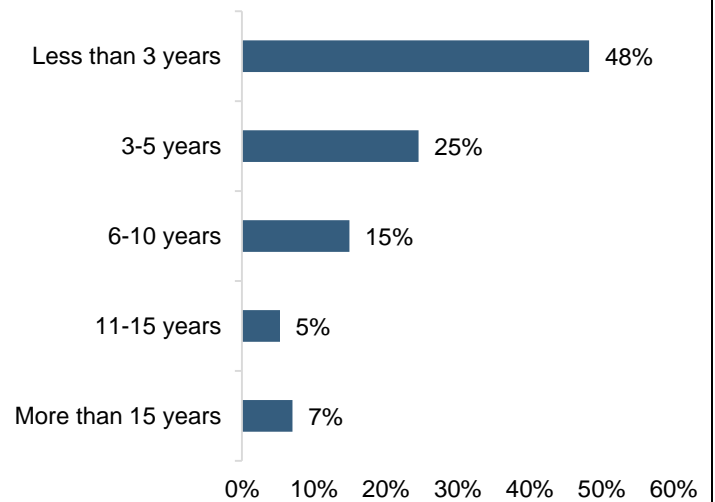
Q14: Has your AUC graduate degree had a positive impact on your salary?

Answer Choices	Percentage	Count
Yes	30.70%	35
No	35.96%	41
Not Applicable	33.33%	38
Answered		114
Skipped		0



Q15: How much work experience did you have when you started your graduate program?

Answer Choices	Percentage	Count
Less than 3 Years	48.25%	55
3- 5 Years	24.56%	28
6- 10 Years	14.91%	17
11- 15 Years	5.26%	6
More than 15 Years	7.02%	8
Answered		114
Skipped		0

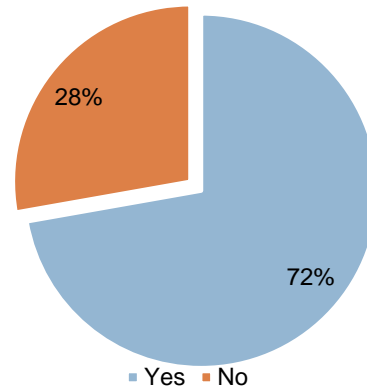


PART II: ACADEMIC EXPERIENCE

STUDENTS EXPERIENCE WITH WRITING A THESIS

Q16: Is writing a thesis part of your degree program requirements?

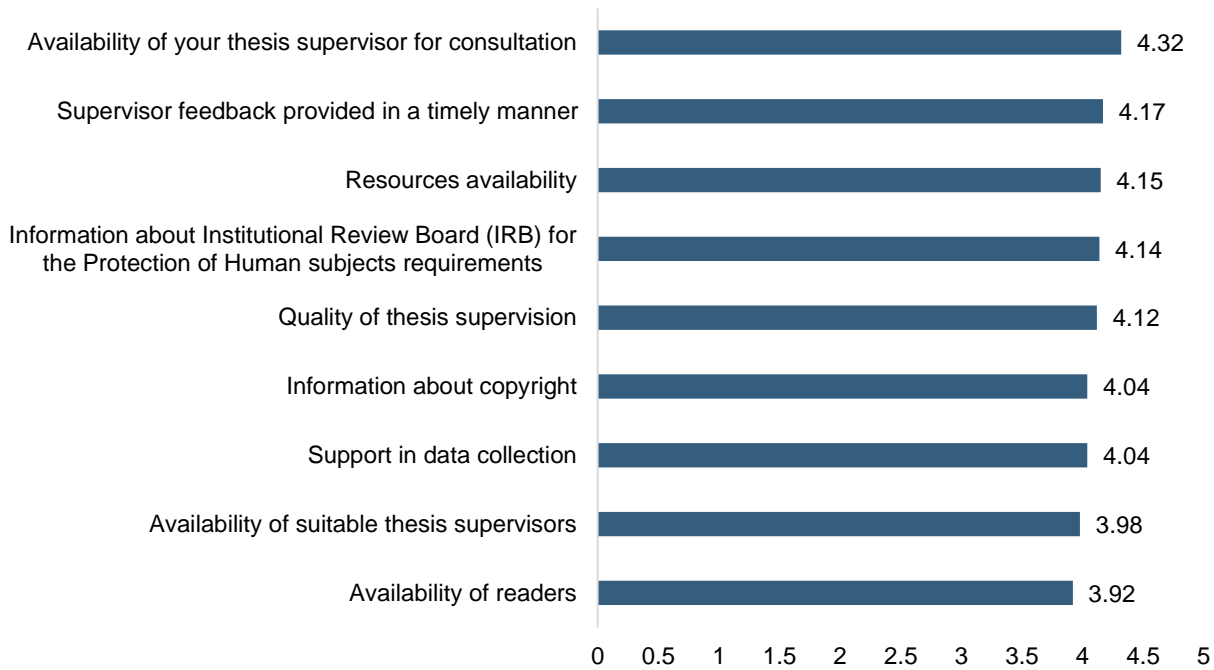
Answer Choices	Percentage	Count
Yes	72.22%	78
No	27.78%	30
Answered		108
Skipped		6



Q17: If your answer in the previous question is "Yes", please indicate your level of satisfaction with the following:

	Very Satisfied	Satisfied	Neutral	Dissatisfied	Very Dissatisfied	N/A	Total	Weighted average
Availability of suitable thesis supervisors	43.4%	30.1%	10.8%	8.4%	6.0%	1.2%	83	3.98
Availability of your thesis supervisor for consultation	59.0%	22.9%	7.2%	8.4%	1.2%	1.2%	83	4.32
Availability of readers	32.5%	37.4%	13.3%	9.6%	2.4%	4.8%	83	3.92
Quality of thesis supervision	49.4%	24.1%	14.5%	9.6%	1.2%	1.2%	83	4.12
Supervisor feedback provided in a timely manner	54.2%	18.1%	16.9%	8.4%	1.2%	1.2%	83	4.17
Resources availability	41.0%	41.0%	8.4%	3.6%	3.6%	2.4%	83	4.15
Support in data collection	25.3%	42.2%	12.1%	4.8%	0.0%	15.7%	83	4.04
Information about copyright	31.3%	34.9%	22.9%	2.4%	0.0%	8.4%	83	4.04
Information about Institutional Review Board (IRB) for the Protection of Human subjects requirements	38.6%	28.9%	14.5%	2.4%	2.4%	13.3%	83	4.14
Answered								83
Skipped								31

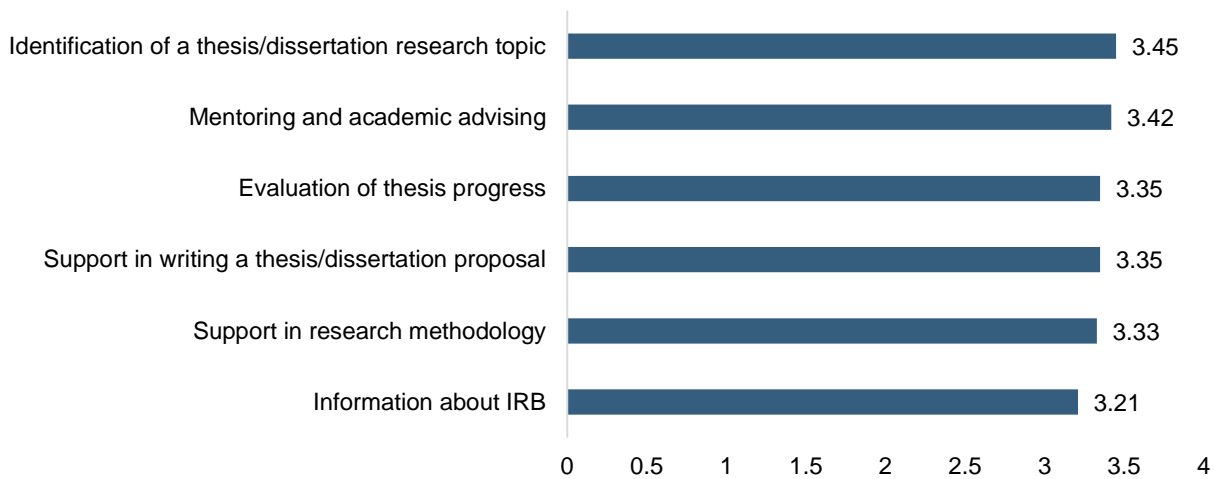
Weighted Average



Q18: How helpful was/were your supervisor(s) for each of the following activities?

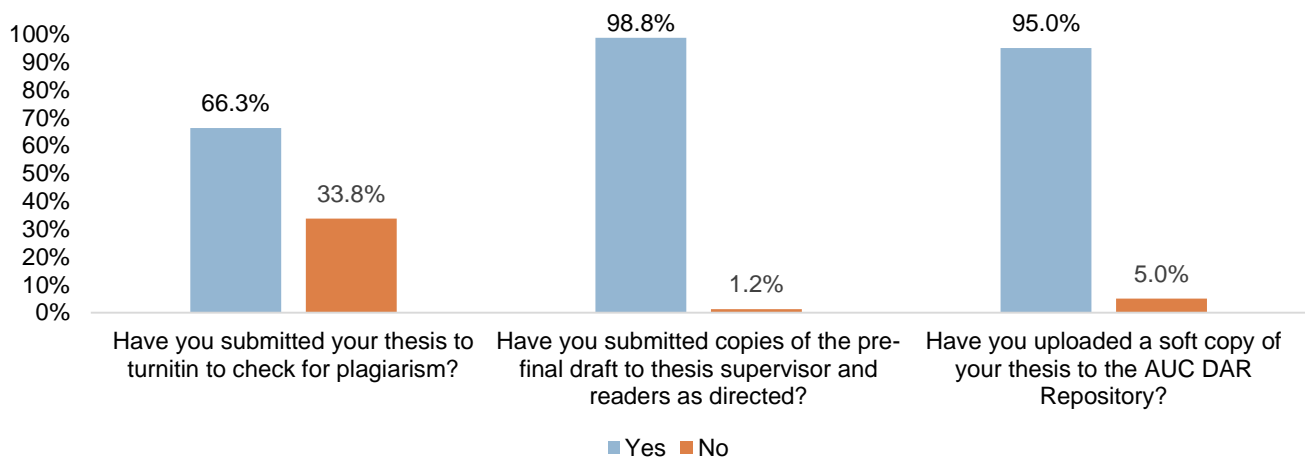
	Very Helpful	Helpful	Not Very Helpful	Not Helpful at all	Total	Weighted average
Identification of a thesis/dissertation research topic	62.4%	22.4%	12.9%	2.4%	85	3.45
Support in writing a thesis/dissertation proposal	51.2%	33.3%	14.3%	1.2%	84	3.35
support in research methodology	49.4%	35.3%	14.1%	1.2%	85	3.33
Evaluation of thesis progress	50.6%	35.3%	12.9%	1.2%	85	3.35
Mentoring and academic advising	54.1%	35.3%	9.4%	1.2%	85	3.42
Information about IRB	47.6%	32.1%	14.3%	6.0%	84	3.21
Answered						85
Skipped						29

Weighted Average



Q19: How helpful was/were your supervisor(s) for each of the following activities?

Answer Choices	Yes		No		Total
	Percentage	Count	Percentage	Count	
Have you submitted your thesis to turnitin to check for plagiarism?	66.25%	53	33.75%	27	80
Have you submitted copies of the pre-final draft to thesis supervisor and readers as directed?	98.77%	80	1.23%	1	81
Have you uploaded a soft copy of your thesis to the AUC DAR Repository?	95.00%	76	5.00%	4	80
Answered					81
Skipped					33

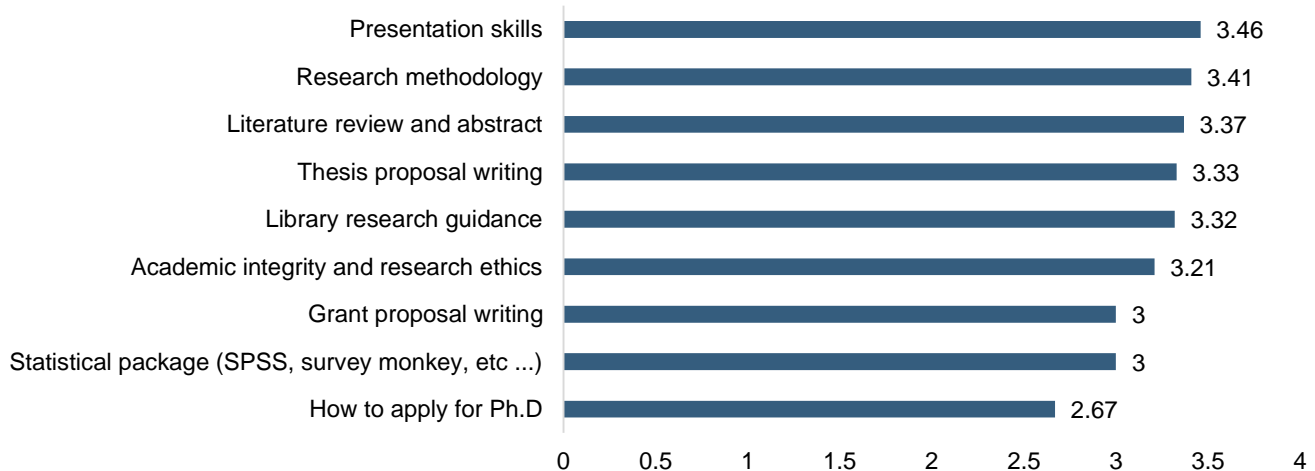


OVERALL ACADEMIC EXPERIENCE

Q20: If you attended any of the following workshops, please indicate the level of usefulness:

	Very Useful	Useful	Not Useful	Not at all Useful	N/A	Total	Weighted average
Academic integrity and research ethics	22.8%	31.5%	7.6%	1.1%	37.0%	92	3.21
Presentation skills	15.5%	10.7%	2.4%	0.0%	71.4%	84	3.46
Thesis proposal writing	17.8%	14.4%	3.3%	1.1%	63.3%	90	3.33
Research methodology	17.4%	12.8%	3.5%	0.0%	66.3%	86	3.41
Literature review and abstract	18.6%	23.3%	2.3%	0.0%	55.8%	86	3.37
Library research guidance	20.2%	24.7%	4.5%	0.0%	50.6%	89	3.32
Statistical package (SPSS, survey monkey, etc ...)	4.8%	9.5%	4.8%	0.0%	81.0%	84	3
How to apply for Ph.D	1.2%	4.9%	4.9%	0.0%	89.0%	82	2.67
Grant proposal writing	2.4%	4.9%	2.4%	0.0%	90.2%	82	3
Answered							99
Skipped							15

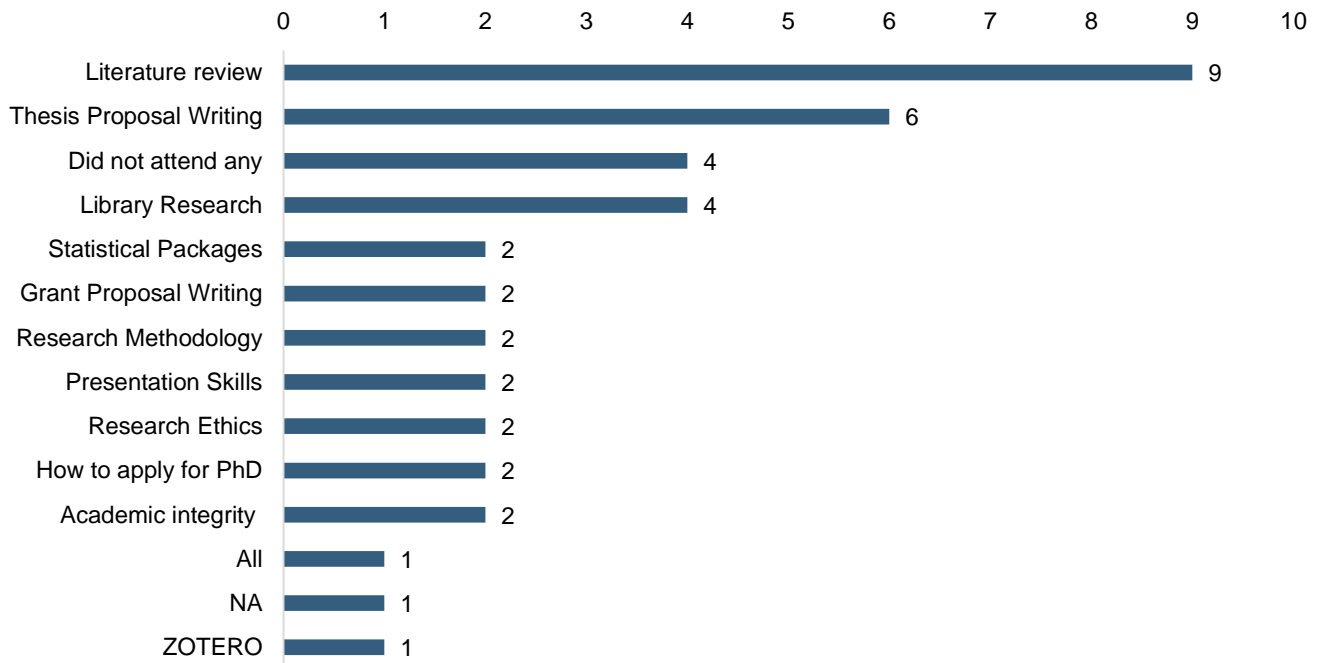
Weighted Average



Which of these workshops would you recommend to your fellow colleagues as the most useful?

#	Response	Count
1	Literature review	9
2	Thesis Proposal Writing	6
3	Did not attend any	4
4	Library Research	4
5	Statistical Packages	2
6	Grant Proposal Writing	2
7	Research Methodology	2
8	Presentation Skills	2
9	Research Ethics	2
10	How to apply for PhD	2
11	Academic integrity	2
12	All	1
13	NA	1
14	ZOTERO	1

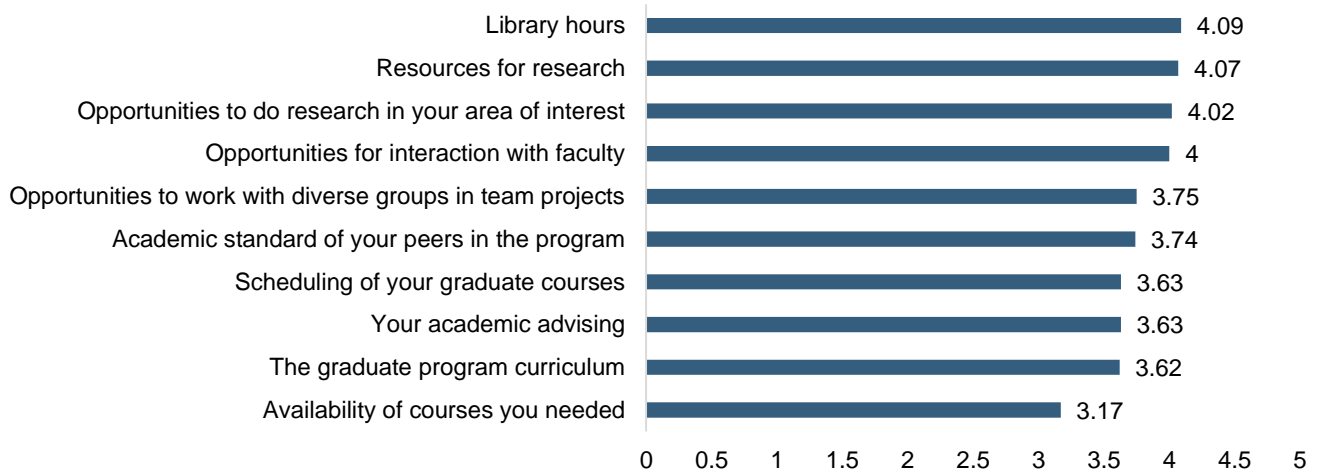
Recommended Workshops for fellow colleagues



Q21: Please rate the quality of each of the following:

	Excellent	Very Good	Good	Fair	Poor	N/A	Total	Weighted average
Your academic advising	34.9%	19.3%	24.8%	11.0%	8.3%	1.8%	109	3.63
The graduate program curriculum	20.7%	38.7%	27.9%	7.2%	5.4%	0.0%	111	3.62
Opportunities for interaction with faculty	33.3%	40.5%	20.7%	3.6%	1.8%	0.0%	111	4
Opportunities to work with diverse groups in team projects	32.7%	23.6%	25.5%	11.8%	2.7%	3.6%	110	3.75
Opportunities to do research in your area of interest	38.7%	34.2%	14.4%	7.2%	2.7%	2.7%	111	4.02
Availability of courses you needed	16.2%	26.1%	30.6%	12.6%	14.4%	0.0%	111	3.17
Scheduling of your graduate courses	25.7%	34.9%	22.9%	7.3%	8.3%	0.9%	109	3.63
Academic standard of your peers in the program	23.6%	40.9%	23.6%	7.3%	3.6%	0.9%	110	3.74
Resources for research	33.3%	45.1%	15.3%	2.7%	1.8%	1.8%	111	4.07
Library hours	44.0%	29.4%	11.9%	6.4%	3.7%	4.6%	109	4.09
Answered								112
Skipped								2

Weighted Average



Q22: Please indicate the extent to which your graduate education at AUC is enhancing these skills.

	To a great Extent	To some Extent	Not at all	Total	Weighted average
Become an expert in your field	52.3%	43.2%	4.5%	111	2.48
Be up to date with the latest research methods	51.4%	40.5%	8.1%	111	2.43
Write quality papers ready for publication	47.3%	40.0%	12.7%	110	2.35
Present research results to an audience of peers or at a conference	55.5%	32.7%	11.8%	110	2.44
Write grant proposals	21.6%	35.1%	43.2%	111	1.78
Supervise others	38.7%	36.9%	24.3%	111	2.14
Become a qualified teacher	38.9%	40.7%	20.4%	108	2.19
Collaborate with a team	59.5%	32.4%	8.1%	111	2.51
Become a team leader	47.8%	39.6%	12.6%	111	2.35
Understand the principles of ethical conduct in research	73.2%	21.4%	5.4%	112	2.68
Keep up with current advances in your field	57.1%	36.6%	6.3%	112	2.51
Answered					112
Skipped					2

Weighted Average

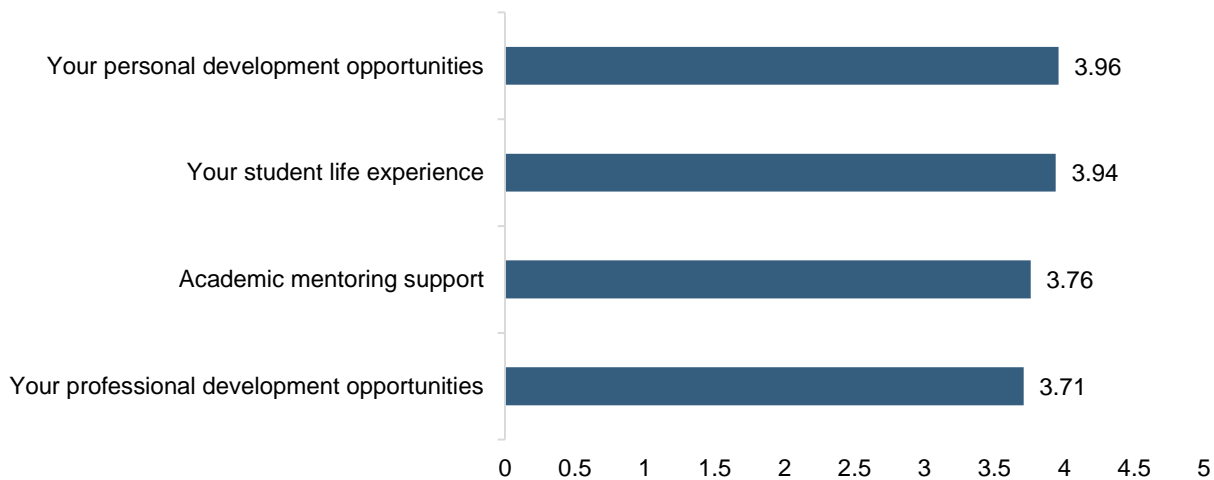


PART III: STUDENTS RATING OF THEIR EXPERIENCE & PROVIDED SUPPORT SERVICES

Q23: Overall, as a graduate student at AUC, how would you rate the following?

	Excellent	Very Good	Good	Fair	Poor	Total	Weighted average	
Your academic experience	35.7%	38.4%	13.4%	8.9%	3.6%	112	3.94	
Your personal development opportunities	34.8%	37.5%	18.8%	6.3%	2.7%	112	3.96	
Your professional development opportunities	31.3%	30.4%	22.3%	10.7%	5.4%	112	3.71	
Academic mentoring support	31.3%	31.3%	24.1%	8.9%	4.5%	112	3.76	
Answered							112	
Skipped								2

Weighted Average



Q24: Please rate the quality of each of the following support services:

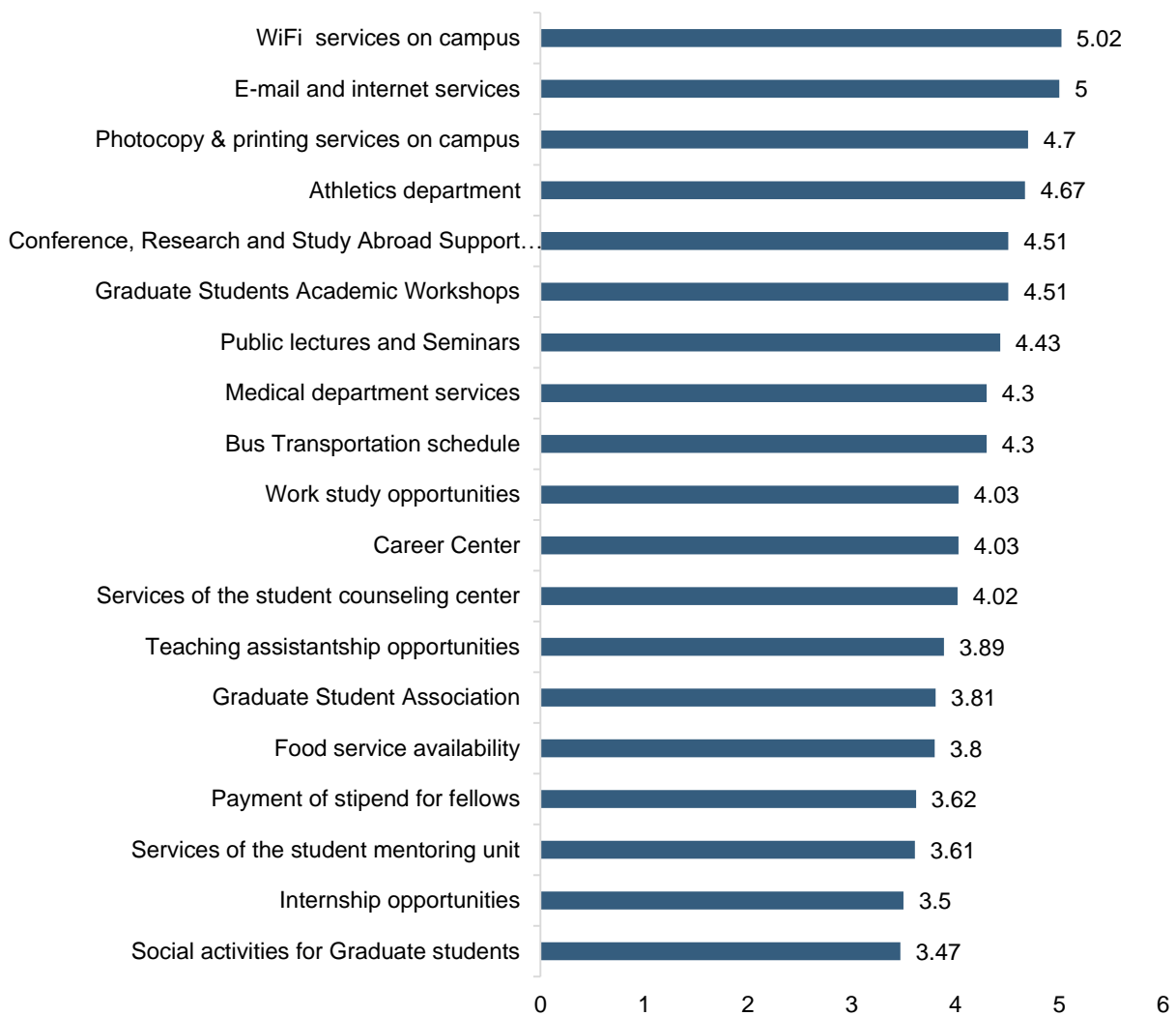
	Excellent	Very Good	Good	Average	Fair	Poor	N/A	Total	Weighted average
Graduate Students Academic Workshops	15.09%	25.47%	17.92%	4.72%	4.72%	1.89%	30.19%	106	4.51
Conference, Research and Study	19.44%	17.59%	12.96%	6.48%	4.63%	2.78%	36.11%	108	4.51

Graduate Students Exit Survey- Spring 2018

	Excellent	Very Good	Good	Average	Fair	Poor	N/A	Total	Weighted average
Abroad Support Grants									
Bus Transportation schedule	13.21 %	16.04 %	18.87 %	3.77%	4.72 %	3.77%	39.62 %	106	
Food service availability	10.09 %	27.52 %	23.85 %	11.93 %	6.42 %	13.76 %	6.42%	109	
Medical department services	10.19 %	13.89 %	22.22 %	11.11 %	0.00 %	1.85%	40.74 %	108	
Social activities for Graduate students	7.48 %	16.82 %	17.76 %	9.35%	3.74 %	17.76 %	27.10 %	107	
Services of the student counseling center	8.65 %	12.50 %	9.62%	3.85%	0.96 %	7.69%	56.73 %	104	
Services of the student mentoring unit	3.85 %	6.73%	8.65%	3.85%	2.88 %	5.77%	68.27 %	104	
Career Center	8.49 %	20.75 %	12.26 %	16.98 %	3.77 %	3.77%	33.96 %	106	
Internship opportunities	5.71 %	8.57%	18.10 %	7.62%	5.71 %	9.52%	44.76 %	105	
Teaching assistantship opportunities	12.26 %	13.21 %	21.70 %	9.43%	3.77 %	9.43%	30.19 %	106	
Work study opportunities	16.04 %	9.43%	13.21 %	4.72%	4.72 %	8.49%	43.40 %	106	
E-mail and internet services	39.81 %	30.56 %	17.59 %	4.63%	1.85 %	1.85%	3.70%	108	
WiFi services on campus	39.81 %	29.63 %	21.30 %	6.48%	0.00 %	0.93%	1.85%	108	
Photocopy & printing services on campus	27.78 %	30.56 %	25.00 %	8.33%	0.00 %	3.70%	4.63%	108	
Athletics department	17.59 %	18.52 %	18.52 %	3.70%	2.78 %	0.93%	37.96 %	108	
Payment of stipend for fellows	14.15 %	10.38 %	13.21 %	9.43%	4.72 %	15.09 %	33.02 %	106	
Public lectures and Seminars	14.95 %	29.91 %	24.30 %	7.48%	2.80 %	3.74%	16.82 %	107	

	Excellent	Very Good	Good	Average	Fair	Poor	N/A	Total	Weighted average
Graduate Student Association									
Answered								109	
Skipped								5	

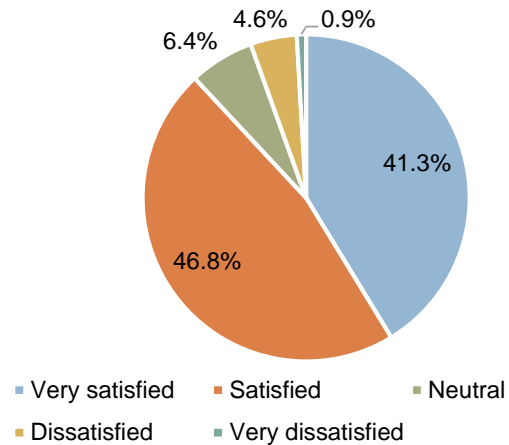
Weighted Average



PART IV: OVRALL STUDENTS SATISFACTION

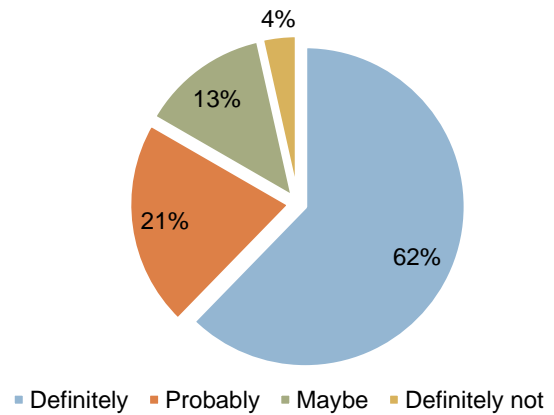
Q25: Overall, indicate your level of satisfaction as a graduate student at AUC.

Answer Choices	Percentage	Count
Very satisfied	41.28%	45
Satisfied	46.79%	51
Neutral	6.42%	7
Dissatisfied	4.59%	5
Very dissatisfied	0.92%	1
Answered		109
Skipped		5



Q12: Would you recommend AUC to a friend or colleague considering your field of study?

Answer Choices	Percentage	Count
Definitely	62.28%	71
Probably	21.05%	24
Maybe	13.16%	15
Definitely not	3.51%	4
Please elaborate:		30
Answered		114
Skipped		0



Please elaborate:

Answer Choices	Percentage	Count
Negative responses	13%	4
Positive responses	73%	22
Recommended with limitations	13%	4
Answered		30