



GRADUATES EXIT SURVEY

Spring 2017

THE AMERICAN UNIVERSITY IN CAIRO

DATA ANALYTICS AND INSTITUTIONAL RESEARCH

<http://www.aucegypt.edu/about/data-analytics-and-institutional-research>

EXECUTIVE SUMMARY

INTRODUCTION

The purpose of the Graduate Student Exit Survey is to assess opinions of graduate students about their experience at AUC. The Graduate Student Exit Survey was developed by the Office of Data Analytics and Institutional Research (DAIR) and the Office of Graduate Studies.

DAIR emailed the survey invitations to 144 graduate students on May 17th, 2017. The survey remained accessible until March 3rd, 2017, and one email reminder was sent throughout this period. Upon closing the survey, **57** students had completed it, for a response rate of about 40%.

METHODOLOGY AND ORGANIZATION OF THE REPORT

This report consists of six parts:

Part I: General demographic information presented as frequencies and charts

Part II: Questions regarding graduate students' academic experience, in addition to the overall students' rating to some academic aspects presented as frequencies and charts

Part III: Questions regarding graduate students' rating of their experiences and provided support services presented as frequencies and charts

Part IV: Overall student satisfaction

Part V: Strengths, weaknesses and satisfaction arranged into functional themes and listed by respondents' major

Part VI: Trends for selected questions


PART I: GENERAL DEMOGRAPHIC INFORMATION

ACADEMIC-RELATED INFORMATION

Q1: PLEASE IDENTIFY YOURSELF (CHECK ALL THAT APPLY)

	ANSWER OPTIONS	FREQUENCY	PERCENTAGE % (FROM ALL RESPONDENTS 57)	MISSING
AUC Staff	Yes	8	14.04%	38
	No	30	52.63%	
AUC Faculty	Yes	2	3.51%	33
	No	31	54.39%	
Bachelor's degree from AUC	Yes	20	35.09%	36
	No	16	28.07%	
Bachelor's degree from a university in Egypt other than AUC	Yes	26	45.61%	44
	No	18	31.58%	
Bachelor's degree from a university outside Egypt	Yes	3	5.26%	34
	No	31	54.39%	
Master's degree (MA/MS) from AUC	Yes	50	87.72%	53
	No	3	5.26%	
Master's degree from a university in Egypt other than AUC	Yes	2	3.51%	33
	No	31	54.39%	
Master's degree from a university outside Egypt	Yes	0	0.00%	33
	No	33	57.89%	
Ph.D. from a university in Egypt	Yes	2	3.51%	33
	No	31	54.39%	
Ph.D. from a university outside Egypt	Yes	1	1.75%	25
	No	32	56.14%	

Graduate Exit Survey – Spring 17



IF YOU ARE NOT AN AUC ALUMNI, PLEASE SPECIFY THE NAME AND THE LOCATION OF YOUR UNDERGRADUATE INSTITUTION

UNIVERSITY

Cairo University (7)

Ain Shams University (3)

Higher Technological Institution, 10th of Ramadan City (3)

Misr International University (2)

BA from Merrimack College, Andover MA; Doctor of Law from Massachusetts School of Law, Andover, MA (1)

Cairo University- Faculty of Engineering- Aerospace Department (1)

Cairo university, faculty of economics and political sciences (1)

Faculty of Business Administration, English Section, H (1)

Faculty of Economics & Political Science, Cairo University (1)

Faculty of Engineering Cairo University (1)

Faculty of Fine Arts, University of Helwan (1)

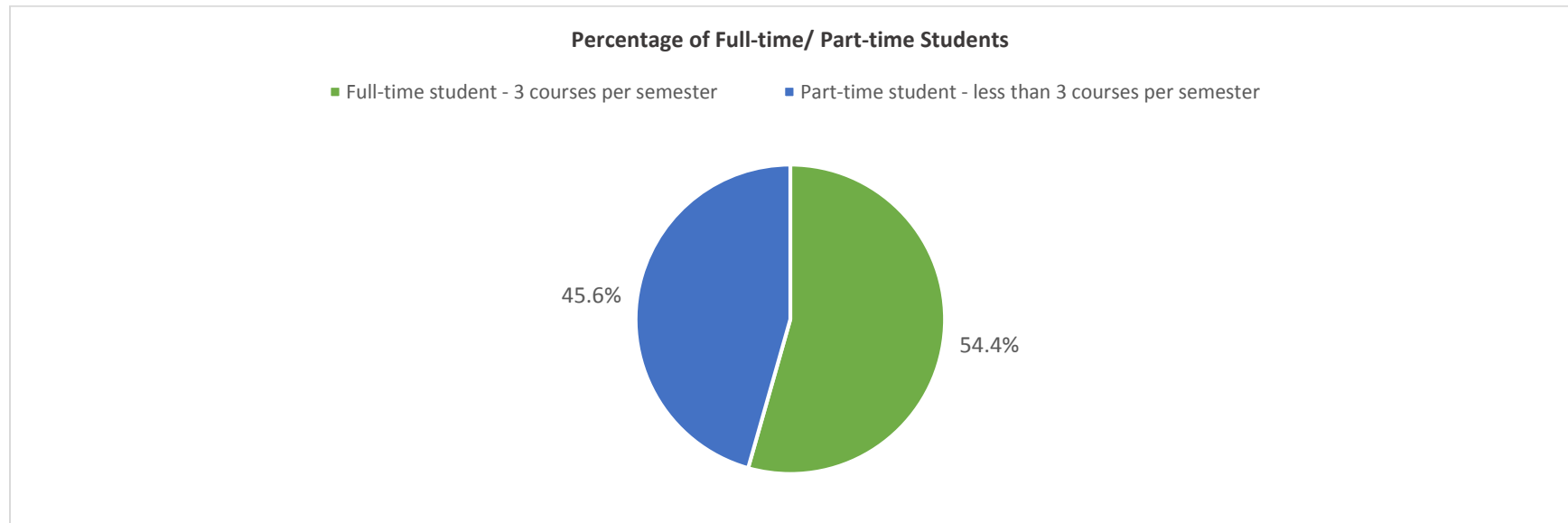
German University in Cairo (1)

Modern Sciences and Arts University, 6th of October, Egypt (1)

Faculty of Engineering, Helwan University (1)

Q2: FULLTIME/ PART TIME STUDENT STATUS: PLEASE CHECK WHAT IS APPLICABLE FOR YOU

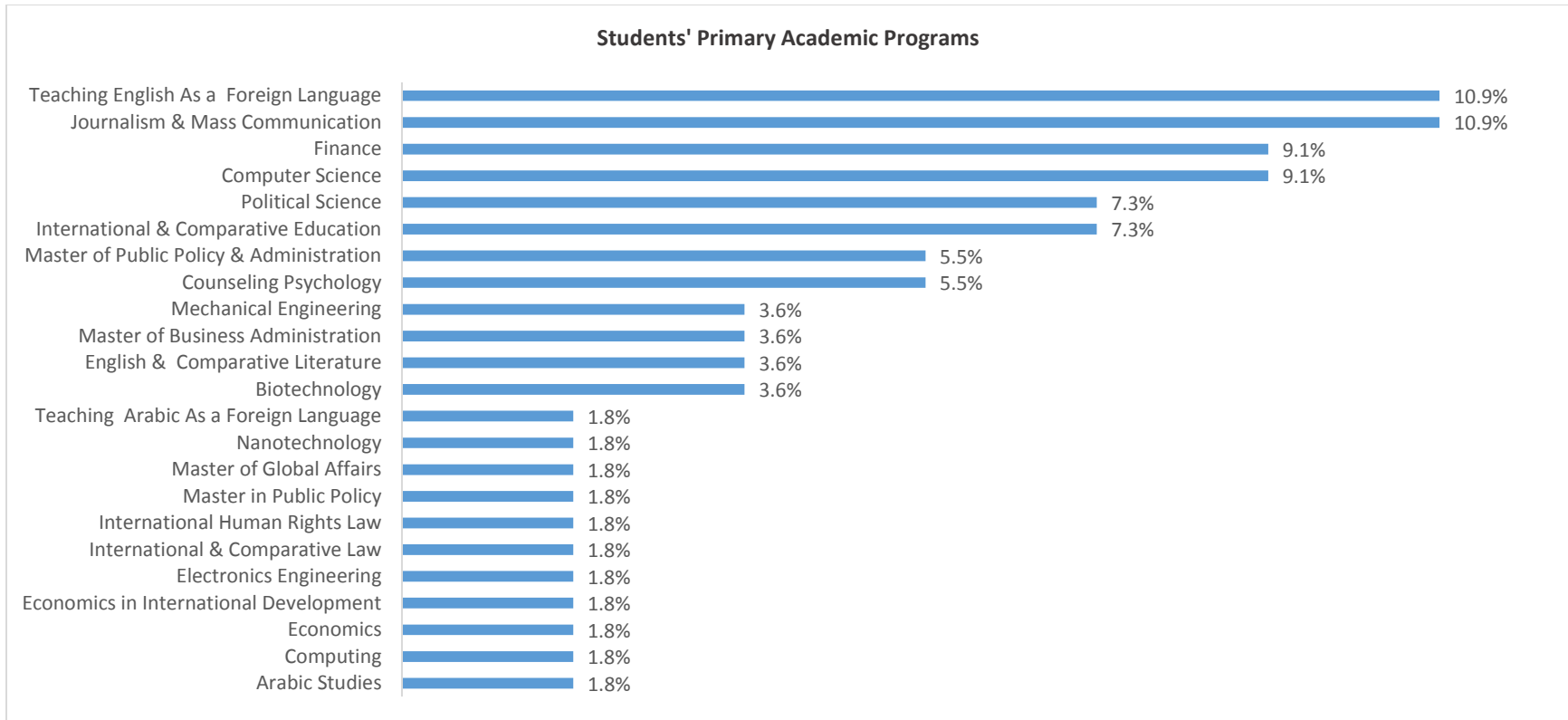
ANSWER OPTIONS	FREQUENCY	PERCENTAGE % (FROM TOTAL RESPONSES TO THIS QUESTION – 57)
Full-time Student	31	54.4%
Part-time Student	26	45.6%
Total	57	
Missing	0	



Q3: STUDENTS' ACADEMIC PROGRAMS

PRIMARY ACADEMIC PROGRAM	COUNT	PERCENTAGE % (FROM TOTAL RESPONSES TO THIS QUESTION - 55)
Arabic Language Institute	0	0.0%
Arabic Studies	1	1.8%
Biotechnology	2	3.6%
Center for Arabic Study Abroad	0	0.0%
Chemistry	0	0.0%
Community Psychology	0	0.0%
Computer Science	5	9.1%
Computing	1	1.8%
Construction Engineering	0	0.0%
Counseling Psychology	3	5.5%
Economics	1	1.8%
Economics in International Development	1	1.8%
Egyptology & Coptology	0	0.0%
Electronics Engineering	1	1.8%
English & Comparative Literature	2	3.6%
Environmental Engineering	0	0.0%
Environmental System Design	0	0.0%
Family and Child Counseling	0	0.0%
Finance	5	9.1%
Gender and Women's Studies in ME	0	0.0%
History	0	0.0%
International & Comparative Education	4	7.3%
International & Comparative Law	1	1.8%
International Human Rights Law	1	1.8%

Journalism & Mass Communication	6	10.9%
MA in Public Administration	0	0.0%
MA of Laws	0	0.0%
Master in Public Policy	1	1.8%
Master of Business Administration	2	3.6%
Master of Global Affairs	1	1.8%
Master of Public Policy & Administration	3	5.5%
Mechanical Engineering	2	3.6%
Middle East Studies	0	0.0%
Migration and Refugee Studies	0	0.0%
Nanotechnology	1	1.8%
PhD in Applied Science	0	0.0%
PhD in Engineering	0	0.0%
Physics	0	0.0%
Political Science	4	7.3%
Product Development and Systems Management	0	0.0%
Robotics, Control & Smart Systems	0	0.0%
Sociology Anthropology	0	0.0%
Teaching Arabic As a Foreign Language	1	1.8%
Teaching English As a Foreign Language	6	10.9%
TV. & Digital Journalism	0	0.0%
Total	55	
Missing	2	



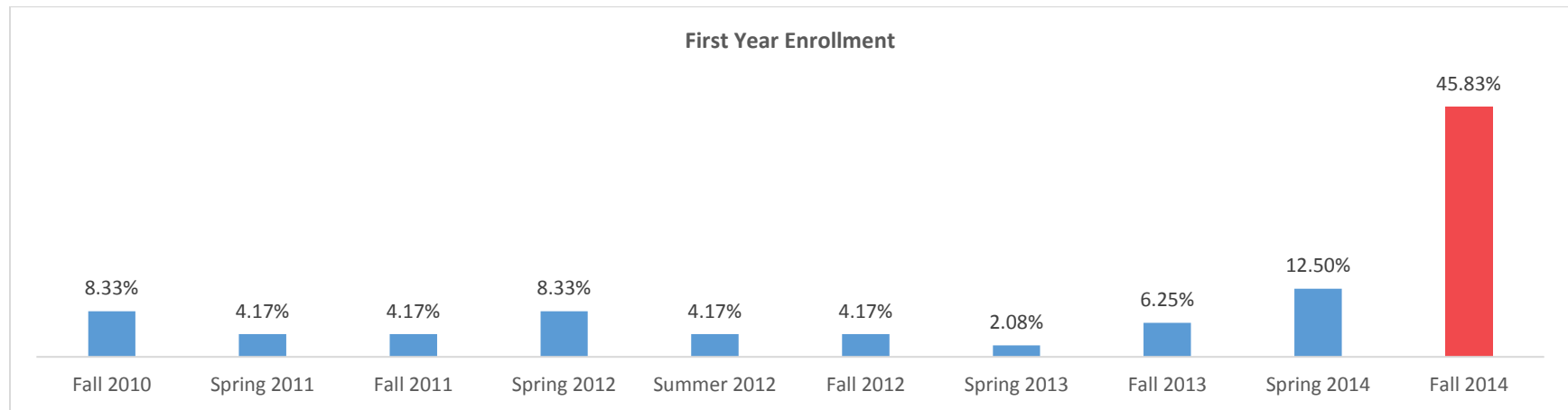
Q4: DUAL DEGREES

- 2 students reported that they are enrolled in a secondary program.
- Reported dual degrees for 2 students were as follows:



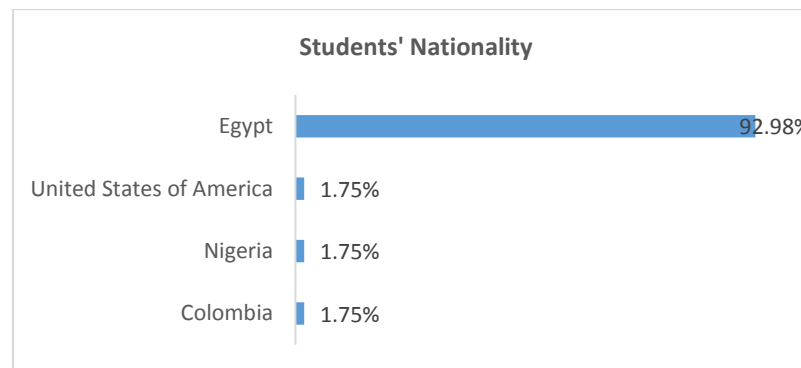
Q5: YEAR OR SEMESTER STUDENT ENROLLED AS A GRADUATE

ANSWER OPTIONS	FREQUENCY	PERCENTAGE %
Fall 2008	0	0.00%
Spring 2009	0	0.00%
Fall 2009	0	0.00%
Spring 2010	0	0.00%
Fall 2010	4	8.33%
Spring 2011	2	4.17%
Fall 2011	2	4.17%
Spring 2012	4	8.33%
Summer 2012	2	4.17%
Fall 2012	2	4.17%
Spring 2013	1	2.08%
Fall 2013	3	6.25%
Spring 2014	6	12.50%
Fall 2014	22	45.83%
Total	48	
Missing	9	




Q6: STUDENTS' NATIONALITY

ANSWER OPTIONS	COUNT	PERCENTAGE % (FROM TOTAL RESPONSES 56)
Colombia	1	1.75%
Egypt	53	92.98%
Nigeria	1	1.75%
United States of America	1	1.75%
Total	56	
Missing	1	



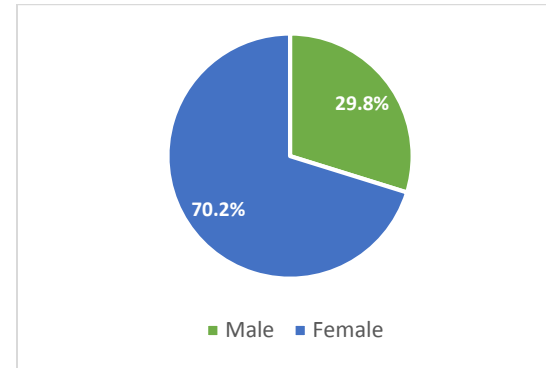
Q6: STUDENTS' COUNTRY OF ORIGIN

ANSWER OPTIONS	COUNT	PERCENTAGE % (FROM TOTAL RESPONSES 55)
Colombia	1	1.82%
Egypt	53	96.36%
Lebanon	1	1.82%
Nigeria	1	1.82%
United Kingdom of Great Britain and Northern Ireland	1	1.82%
United States of America	3	5.45%
Total	55	
Missing	2	



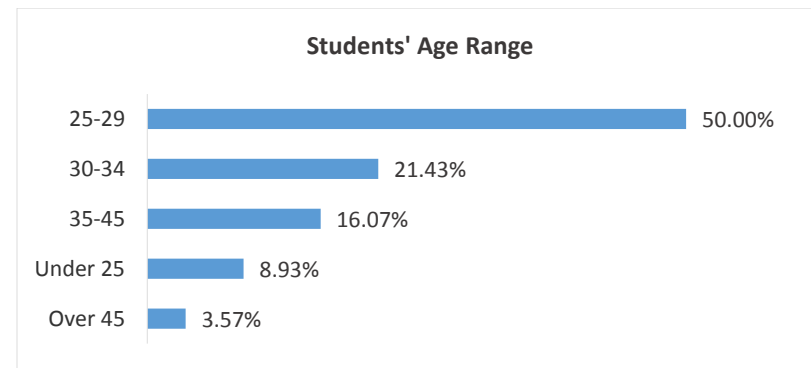
Q7: STUDENTS' GENDER

ANSWER OPTIONS	COUNT	PERCENTAGE % (FROM TOTAL RESPONDENTS TO THIS QUESTION – 57)
Male	17	29.8%
Female	40	70.2%
Total	57	
Missing	0	



Q8: STUDENTS' AGE RANGE

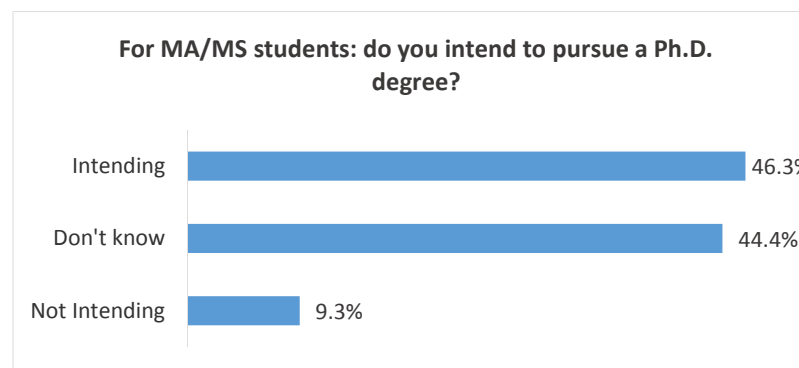
ANSWER OPTIONS	COUNT	PERCENTAGE % (FROM TOTAL RESPONSES TO THIS QUESTION 56)
Under 25	5	8.93%
25-29	28	50.00%
30-34	12	21.43%
35-45	9	16.07%
Over 45	2	3.57%
Total	56	
Missing	1	



FUTURE ACADEMIC CAREER PLANS

Q9: FOR MA/MS STUDENTS: DO YOU INTEND TO PURSUE A PH.D. PROGRAM?

ANSWER CHOICES	RESPONSES	PERCENTAGE (FROM TOTAL RESPONSES TO THIS QUESTION 54)
Yes	25	46.3%
No	5	9.3%
Don't know	24	44.4%
Total	54	
Missing	3	



IF YOUR ANSWER IS "YES", WHICH INSTITUTION(S) AND PHD PROGRAM(S) YOU WISH TO JOIN?

Egyptian University (3)

- Cairo University in Egypt, Mass communication
- I wished there was a PhD program in AUC for Political Science, So i may join Cairo University
- Cairo University, PhD in Linguistics

Travel Abroad (7)

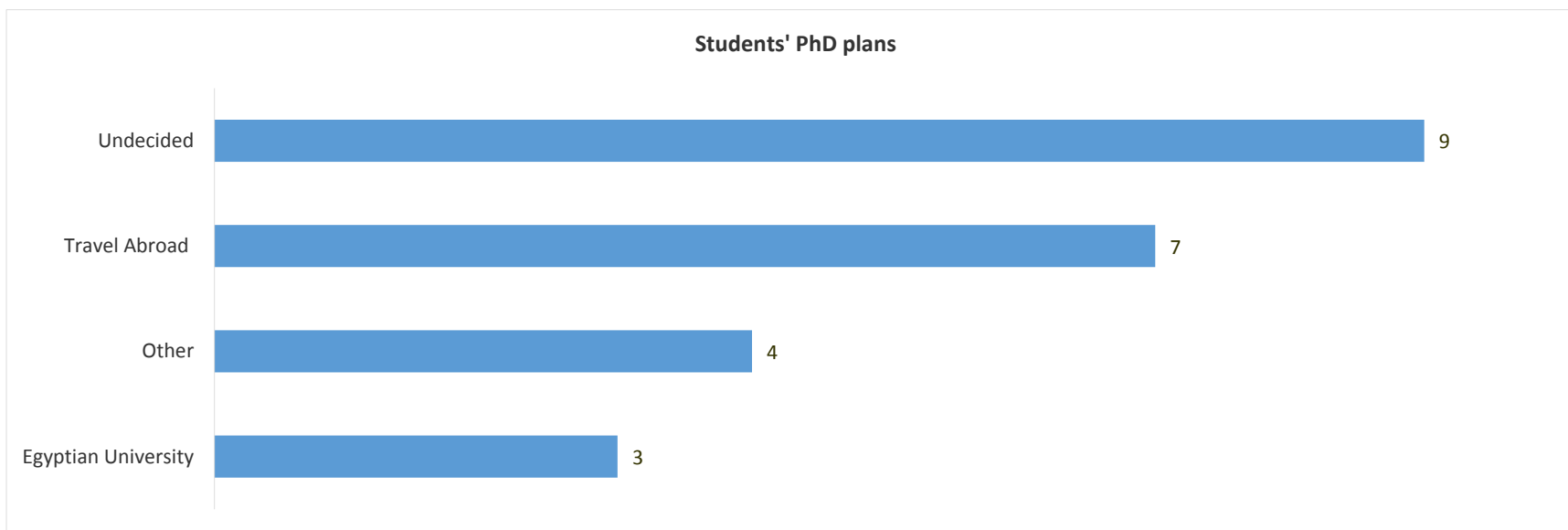
- Institution in USA
- PHD in Political Science or similar field. Institution in Europe
- PhD in Global Affairs - University of Berlin
- PhD in applied Mechanical Engineering- TU Kaiserslautern
- I have already enrolled a phd program at Linkoping University , Material science
- Universidad Complutense de Madrid in the program of Art History.
- PhD in Political Studies at Queens University

Undecided (9)

- I would pursue a PhD in Finance but I haven't decided on institutions yet
- Not planned yet
- I haven't decided yet.
- Undecided yet
- Not sure yet.
- Institutions: not decided, Programs: finance or economics
- I am looking for PhD program in Higher Education, I don't have specific institute I want to go for.
- Still undecided decided but I will start searching some programs in Europe
- Not settled yet

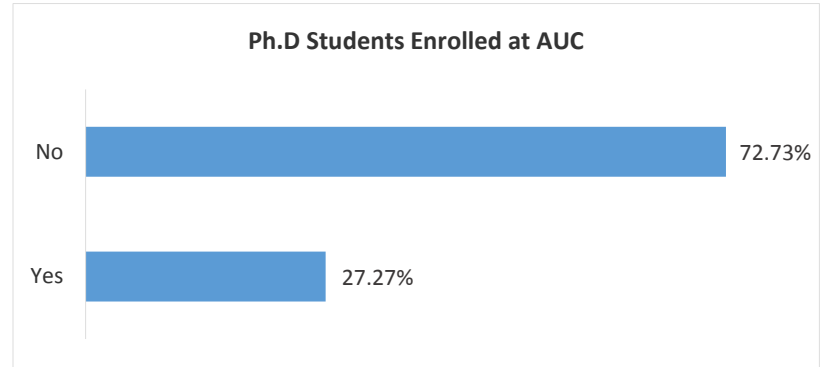
Other (4)

- Finance
- I'm not sure yet about the institution, but would like to pursue a PhD in the field of Applied Linguistics and TESOL.
- Not sure yet, searching for an opportunity in Sociology or Education
- I wish there was a phd program at auc. Something related to education



Q10: FOR PH.D STUDENTS: ARE YOU ENROLLED IN AUC'S PH.D PROGRAM?

ANSWER CHOICES	RESPONSES	PERCENTAGE (FROM TOTAL RESPONSES TO THIS QUESTION 11)
Yes	3	27.27%
No	8	72.73%
Total	11	
Missing	46	



Only three students reported the time taken to complete their Ph.D programs; one reported 5-years, one reported 6-years & one reported 7-years completion time

AUC TUITION COVERAGE


Q11: HOW DID YOU COVER THE COST OF YOUR TUITION AT AUC?

ANSWER CHOICES	RESPONSES	PERCENTAGE
		(FROM TOTAL RESPONSES TO THIS QUESTION 56)
Personal fund	32	57.1%
AUC Financial aid (work study/assistantships or tuition discount)	17	30.4%
AUC Fellowship	22	39.3%
AUC Staff/Faculty Scholarship	13	23.2%
Outside donor (Ford Foundation, Fulbright, your employer, etc.)	4	7.1%
Commercial bank loans	0	0.0%
Federal Student AID (FAFSA)	0	0.0%
Total	56	
Missing	1	

Other (Please specify)

Only reported other sources of funding (2)

- Daughter of staff
- I was staff and the last semester I paid it

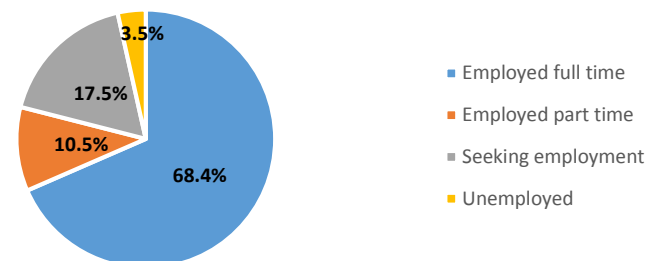


EMPLOYMENT INFORMATION

Q13: STUDENTS' EMPLOYMENT STATUS

ANSWER CHOICES	RESPONSES	PERCENTAGE
Employed full time	39	68.4%
Employed part time	6	10.5%
Seeking employment	10	17.5%
Unemployed	2	3.5%
Total	57	
Missing	0	

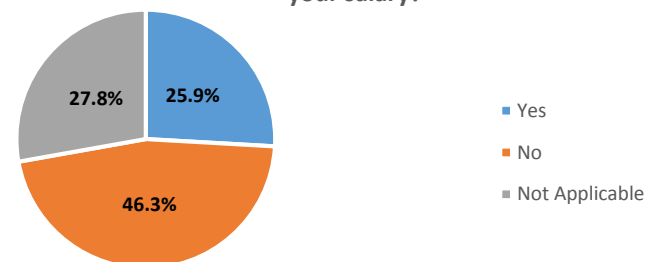
Students' Employment Status



Q14: HAS YOUR AUC GRADUATE DEGREE HAD A POSITIVE IMPACT ON YOUR SALARY?

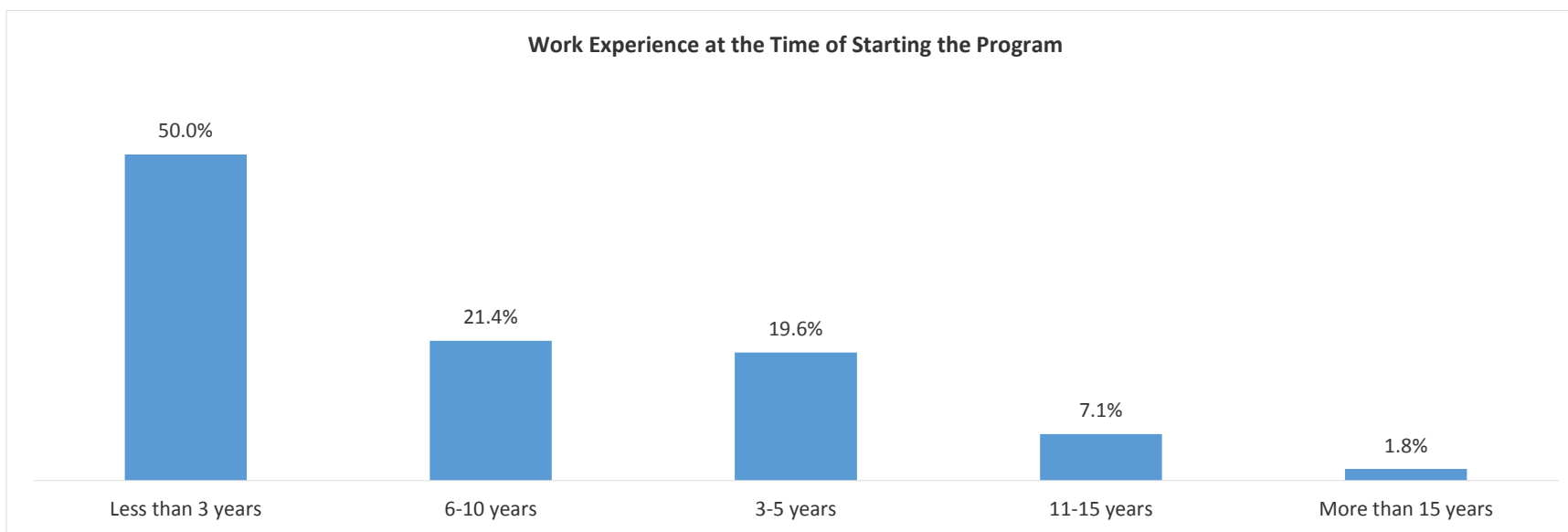
ANSWER CHOICES	RESPONSES	PERCENTAGE (FROM TOTAL RESPONSES TO THIS QUESTION 54)
Yes	14	25.9%
No	25	46.3%
Not Applicable	15	27.8%
Total	54	
Missing	3	

Has your AUC graduate degree had a positive impact on your salary?



Q15: HOW MUCH WORK EXPERIENCE DID YOU HAVE WHEN YOU STARTED YOUR GRADUATE PROGRAM?

ANSWER CHOICES	RESPONSES	PERCENTAGE <small>(FROM TOTAL RESPONSES TO THIS QUESTION 56)</small>
Less than 3 years	28	50.0%
3-5 years	11	19.6%
6-10 years	12	21.4%
11-15 years	4	7.1%
More than 15 years	1	1.8%
Total	56	
Missing	1	



PART II: ACADEMIC EXPERIENCE

STUDENTS' EXPERIENCE WITH WRITING A THESIS

Q16: IS WRITING A THESIS PART OF YOUR DEGREE?

ANSWER CHOICES	RESPONSES	PERCENTAGE
Yes	41	75.9%
No	13	24.1%
Total	54	
Missing	3	

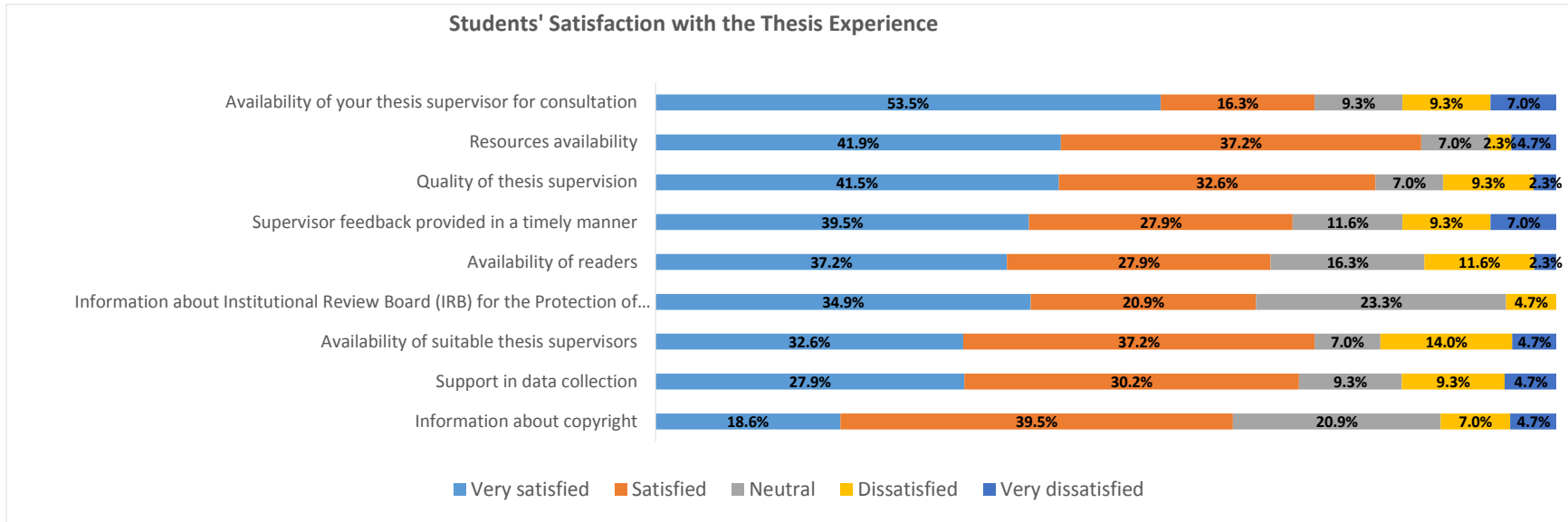
Q17: IF YOUR ANSWER IN THE PREVIOUS QUESTION IS "Yes", PLEASE INDICATE YOUR LEVEL OF SATISFACTION WITH THE FOLLOWING:

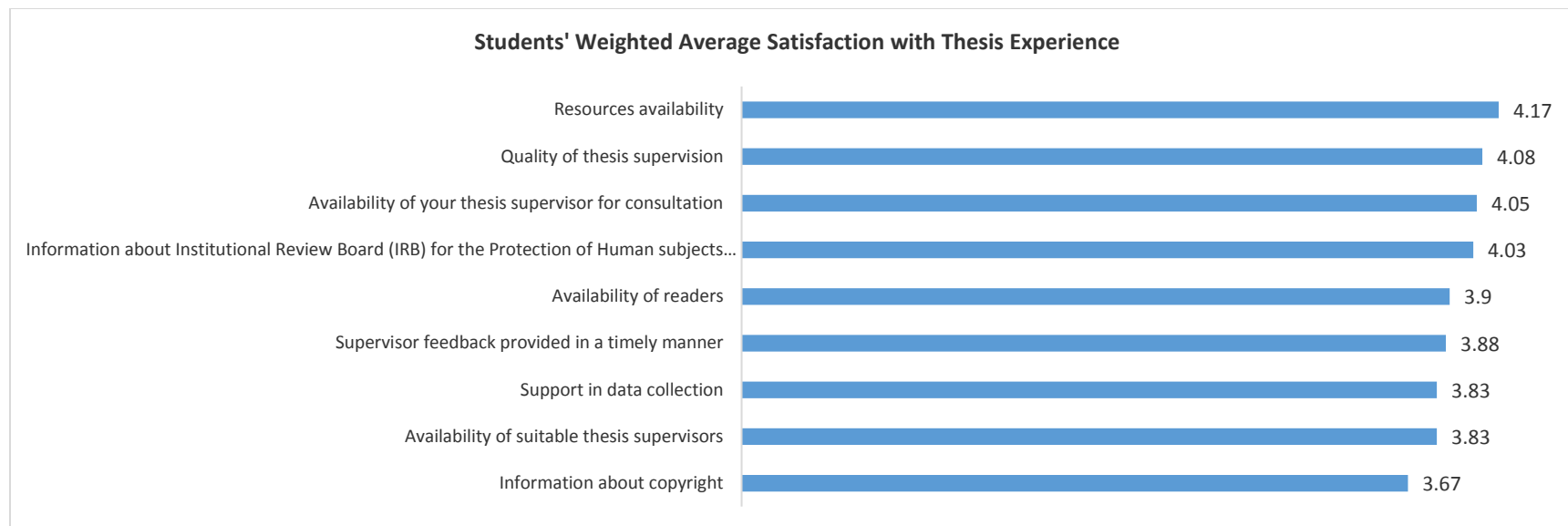
		VERY SATISFIED	SATISFIED	NEUTRAL	DISSATISFIED	VERY DISSATISFIED	N/A	TOTAL	WEIGHTED AVERAGE
a. Availability to identify a suitable thesis supervisor	Count	14	16	3	6	2	2	43	3.83
	% Percentage of Total	32.56%	37.21%	6.98%	13.95%	4.65%	4.65%		
b. Availability of a thesis supervisor	Count	23	7	4	4	3	2	43	4.05
	% Percentage of Total	53.49%	16.28%	9.30%	9.30%	6.98%	4.65%		
c. Availability of readers	Count	16	12	7	5	1	2	43	3.9
	% Percentage of Total	37.21%	27.91%	16.28%	11.63%	2.33%	4.65%		
d. Quality of thesis supervision	Count	17	14	3	4	1	2	41	4.08
	% Percentage of Total	41.46%	34.15%	7.32%	9.76%	2.44%	4.88%		
e. Supervisor feedback provided in a timely	Count	17	12	5	4	3	2	43	3.88
	% Percentage of Total	39.53%	27.91%	11.63%	9.30%	6.98%	4.65%		
f. Resources availability	Count	18	16	3	1	2	3	43	4.17
	% Percentage of Total	41.86%	37.21%	6.98%	2.33%	4.65%	6.98%		
g. Support in data collection	Count	12	13	4	4	2	8	43	3.83
	% Percentage of Total	27.91%	30.23%	9.30%	9.30%	4.65%	18.60%		
h. Information about copyright	Count	8	17	9	3	2	4	43	3.67
	% Percentage of Total	18.60%	39.53%	20.93%	6.98%	4.65%	9.30%		
i. Information about	Count	15	9	10	2	0	7	43	4.03

Graduate Exit Survey – Spring 17

Institutional Review Board (IRB)

% Percentage of Total 34.88% 20.93% 23.26% 4.65% 0.00% 16.28%


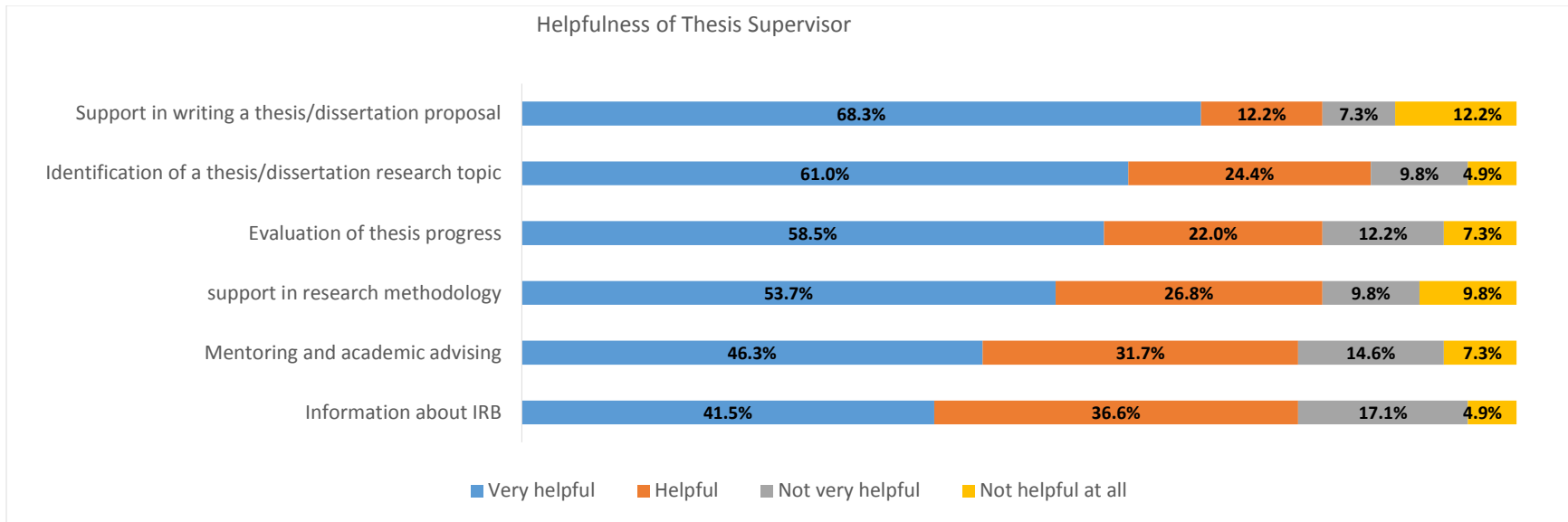




Q18: HOW HELPFUL WAS/WERE YOUR SUPERVISOR(S) FOR EACH OF THE FOLLOWING ACTIVITIES?

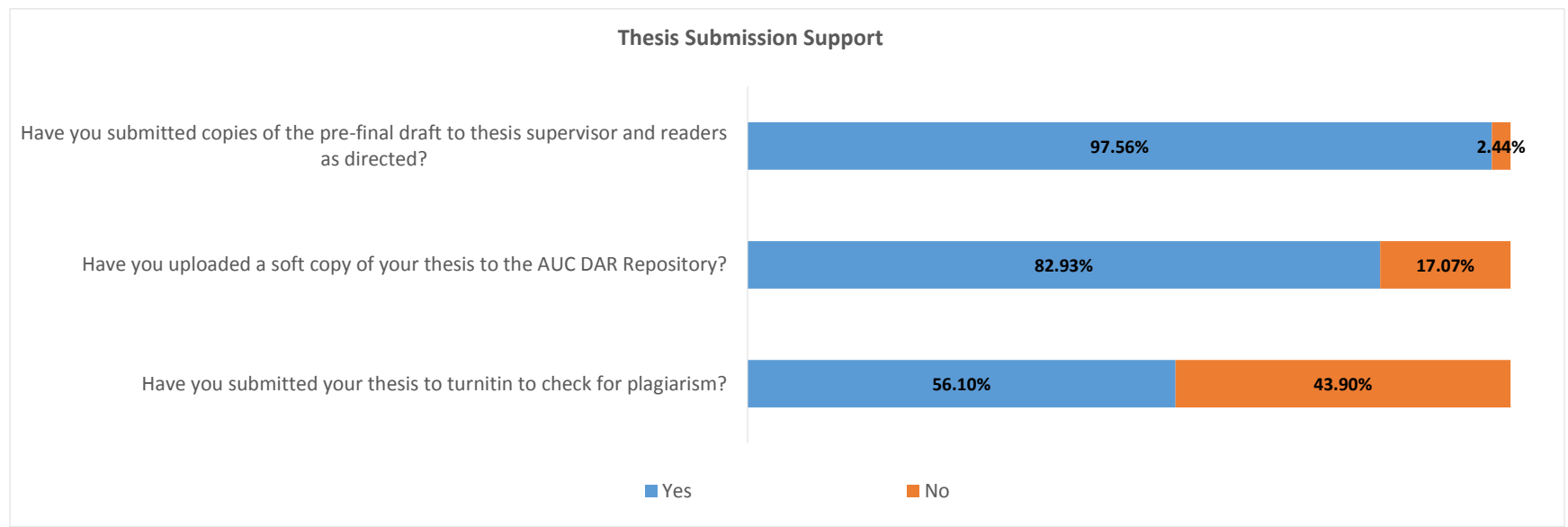
		VERY HELPFUL	HELPFUL	NOT VERY HELPFUL	NOT HELPFUL AT ALL	TOTAL	WEIGHTED AVERAGE
a. Identification of a thesis/dissertation research topic	Count	25	10	4	2	41	3.41
	% Percentage of Total	60.98%	24.39%	9.76%	4.88%		
b. Support in writing a thesis/dissertation proposal	Count	28	5	3	5	41	3.37
	% Percentage of Total	68.29%	12.20%	7.32%	12.20%		
c. Support in research methodology	Count	22	11	4	4	41	3.24
	% Percentage of Total	53.66%	26.83%	9.76%	9.76%		
d. Evaluation of thesis progress	Count	24	9	5	3	41	3.32
	% Percentage of Total	58.54%	21.95%	12.20%	7.32%		
e. Mentoring and academic advising	Count	19	13	6	3	41	3.17
	% Percentage of Total	46.34%	31.71%	14.63%	7.32%		
f. Information about IRB	Count	17	15	7	2	41	3.15
	% Percentage of Total	41.46%	36.59%	17.07%	4.88%		

Graduate Exit Survey – Spring 17



Q19: PLEASE ANSWER THE FOLLOWING QUESTIONS RELATED TO THE THESIS SUBMISSION SUPPORT

		YES	NO	TOTAL
Have you submitted your thesis to turnitin to check for plagiarism?	Count	23	18	41
	% Percentage of Total	56.10%	43.90%	
Have you submitted copies of the pre-final draft to thesis supervisor and readers as directed?	Count	40	1	41
	% Percentage of Total	97.56%	2.44%	
Have you uploaded a soft copy of your thesis to the AUC DAR Repository?	Count	34	7	41
	% Percentage of Total	82.93%	17.07%	

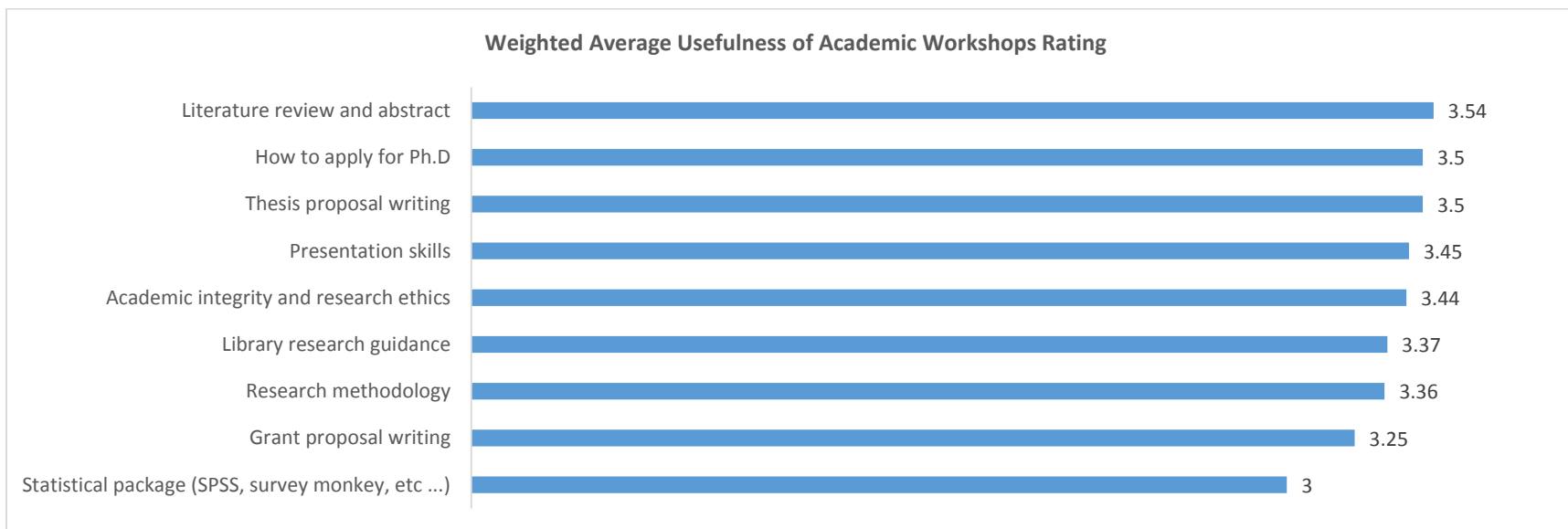
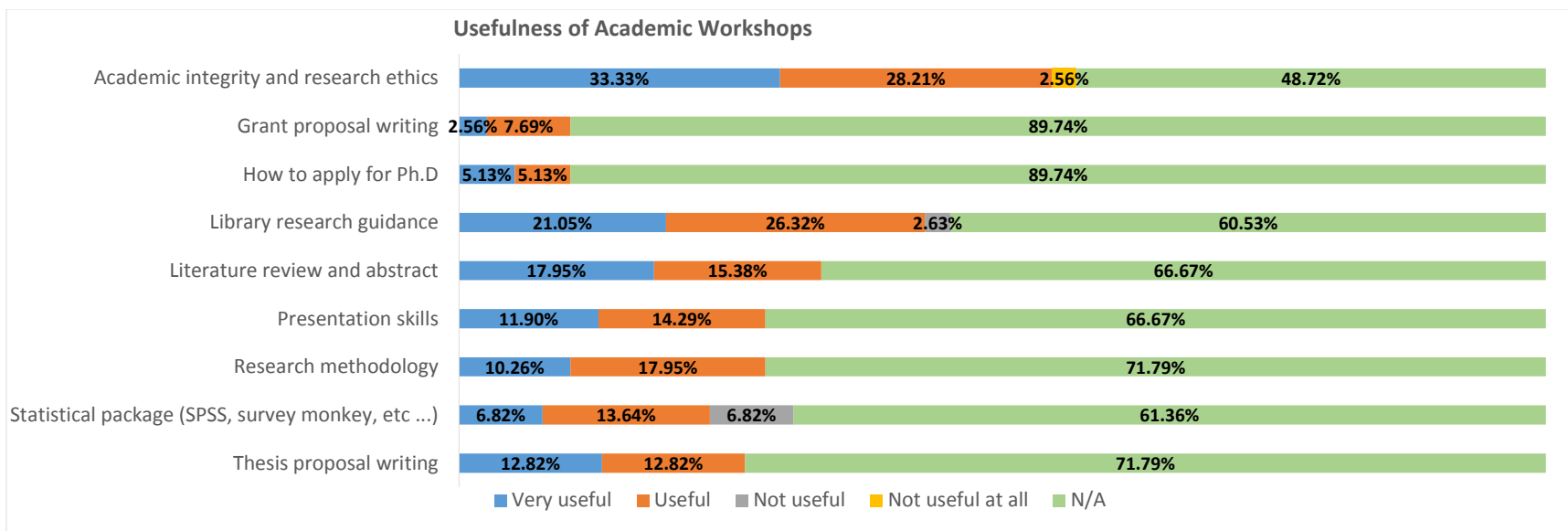


OVERALL ACADEMIC EXPERIENCE

Q20: IF YOU ATTENDED ANY OF THE FOLLOWING WORKSHOPS, PLEASE INDICATE THE LEVEL OF USEFULNESS

		VERY USEFUL	USEFUL	NOT USEFUL	NOT USEFUL AT ALL	N/A	TOTAL	WEIGHTED AVERAGE (1 TO 4)
a. Academic integrity and research ethics	Count	13	11	0	1	19	44	3.44
	% from total responses	29.55%	25.00%	0.00%	2.27%	43.18%		
b. Presentation skills	Count	5	6	0	0	28	39	3.45
	% from total responses	12.82%	15.38%	0.00%	0.00%	71.79%		
c. Thesis proposal writing	Count	5	5	0	0	28	38	3.5
	% from total responses	13.16%	13.16%	0.00%	0.00%	73.68%		
d. Research methodology	Count	4	7	0	0	28	39	3.36
	% from total responses	10.26%	17.95%	0.00%	0.00%	71.79%		
e. Literature review and abstract	Count	7	6	0	0	26	39	3.54
	% from total responses	17.95%	15.38%	0.00%	0.00%	66.67%		
f. Library research guidance	Count	8	10	1	0	23	42	3.37
	% from total responses	19.05%	23.81%	2.38%	0.00%	54.76%		
g. Statistical package (SPSS, survey monkey, etc ...)	Count	3	6	3	0	27	39	3
	% from total responses	7.69%	15.38%	7.69%	0.00%	69.23%		
h. How to apply for Ph.D	Count	2	2	0	0	35	39	3.5
	% from total responses	5.13%	5.13%	0.00%	0.00%	89.74%		
i. Grant proposal writing	Count	1	3	0	0	35	39	3.25
	% from total responses	2.56%	7.69%	0.00%	0.00%	89.74%		

Graduate Exit Survey – Spring 17



WHICH OF THESE WORKSHOPS WOULD YOU RECOMMEND TO YOUR FELLOW COLLEAGUES AS THE MOST USEFUL?

all of them

Literature review and abstract

All of them

Proposal and literature review writing

All of them.

All if them especially SPSS

Thesis proposal writing

Research methodology

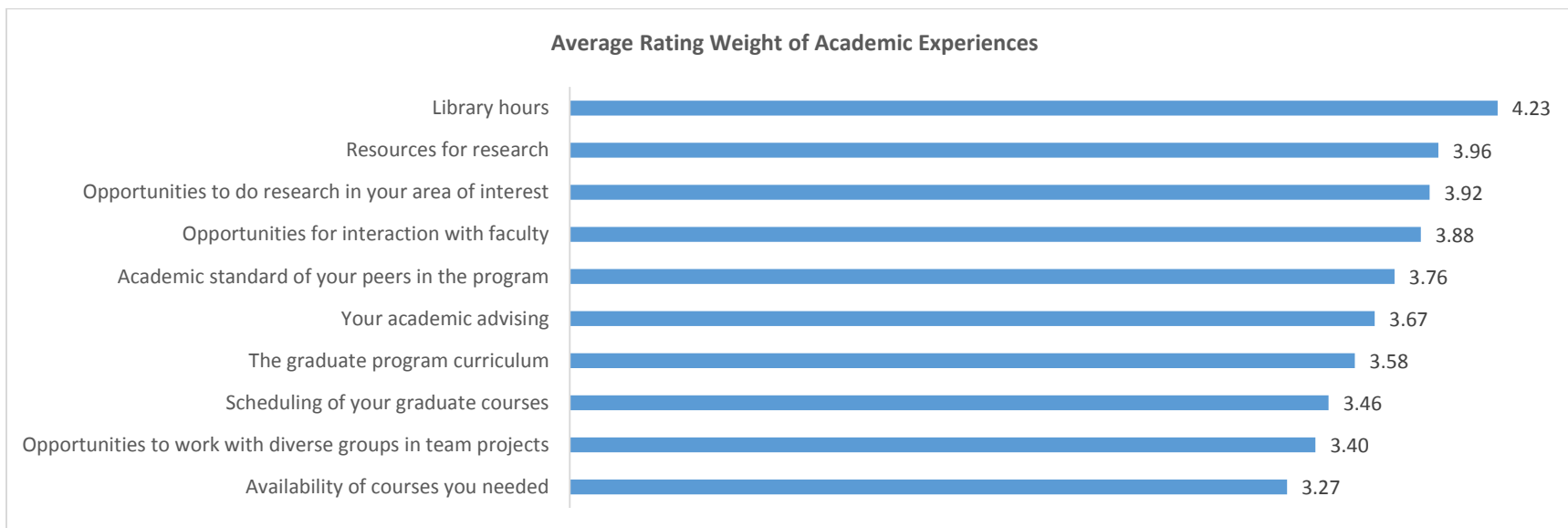
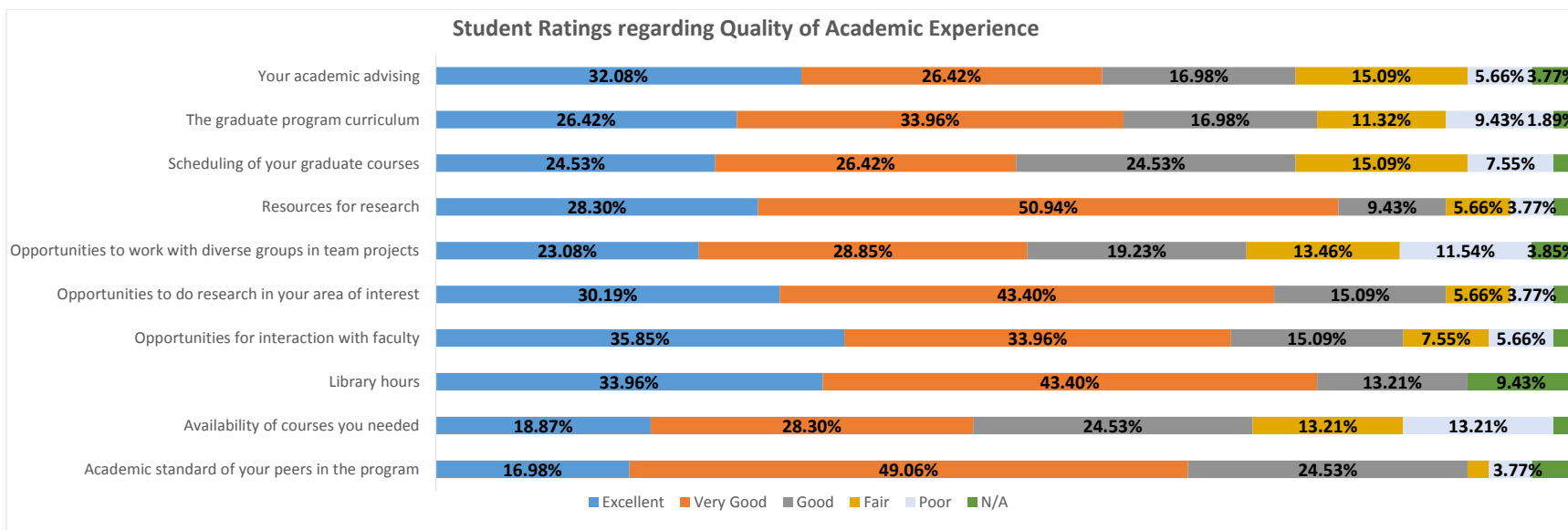
SPSS and literature review

Research Methodology

Q21: PLEASE RATE THE QUALITY OF EACH OF THE FOLLOWING:

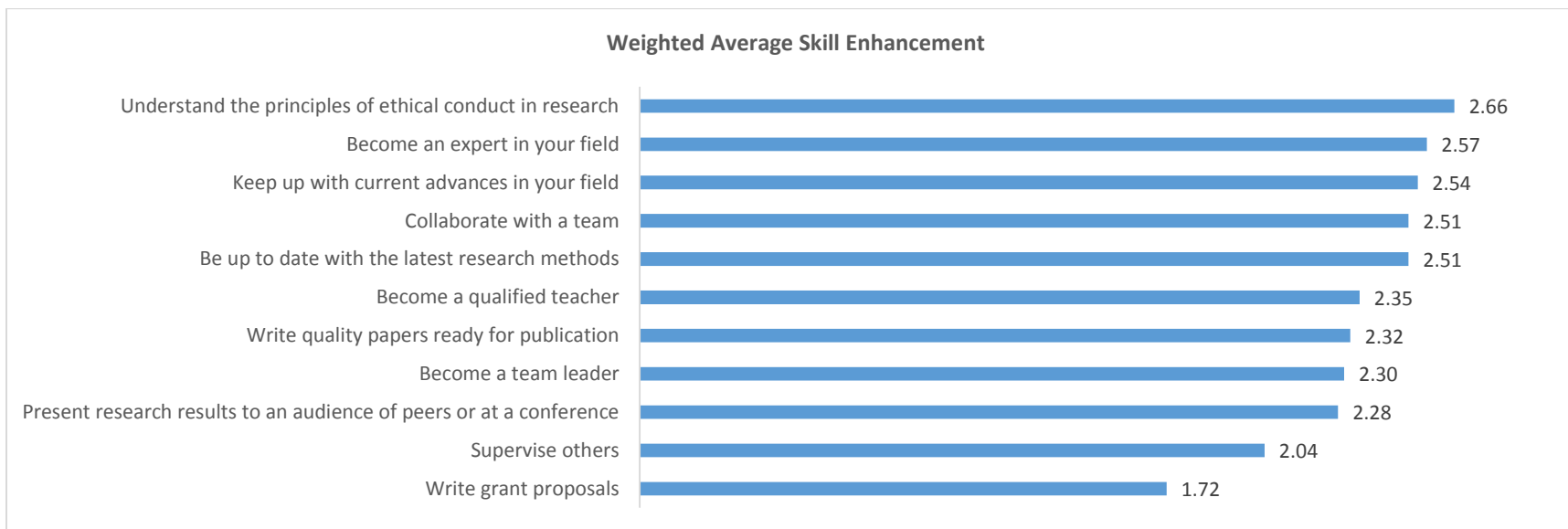
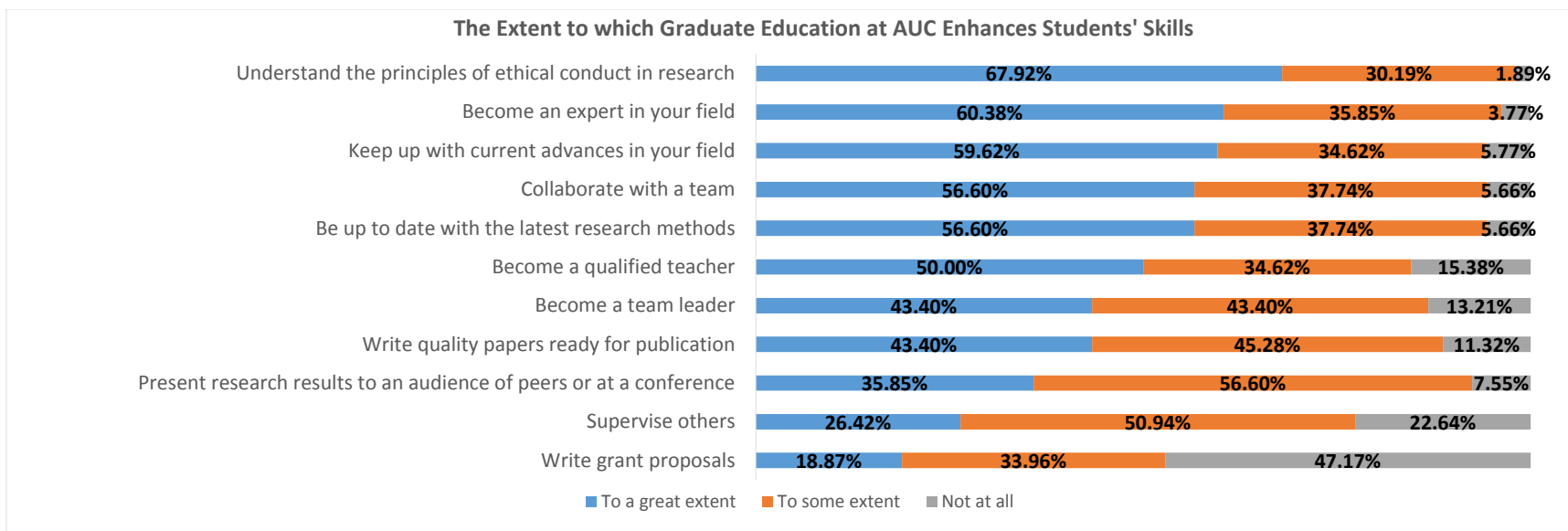
		EXCELLENT	VERY GOOD	GOOD	FAIR	POOR	N/A	TOTAL	WEIGHTED AVERAGE (1 TO 5)
a. Your academic advising	Count	17	14	9	8	3	2	53	3.67
	% Percentage of Total	32.08%	26.42%	16.98%	15.09%	5.66%	3.77%		
b. The graduate program curriculum	Count	14	18	9	6	5	1	53	3.58
	% Percentage of Total	26.42%	33.96%	16.98%	11.32%	9.43%	1.89%		
c. Opportunities for interaction with faculty	Count	19	18	8	4	3	1	53	3.88
	% Percentage of Total	35.85%	33.96%	15.09%	7.55%	5.66%	1.89%		
d. Opportunities to work with diverse groups in team projects	Count	12	15	10	7	6	2	52	3.40
	% Percentage of Total	23.08%	28.85%	19.23%	13.46%	11.54%	3.85%		
e. Opportunities to do research in your area of interest	Count	16	23	8	3	2	1	53	3.92
	% Percentage of Total	30.19%	43.40%	15.09%	5.66%	3.77%	1.89%		
f. Availability of courses you needed	Count	10	15	13	7	7	1	53	3.27
	% Percentage of Total	18.87%	28.30%	24.53%	13.21%	13.21%	1.89%		
g. Scheduling of your graduate courses	Count	13	14	13	8	4	1	53	3.46
	% Percentage of Total	24.53%	26.42%	24.53%	15.09%	7.55%	1.89%		
h. Academic standard of your peers in the program	Count	9	26	13	1	2	2	53	3.76
	% Percentage of Total	16.98%	49.06%	24.53%	1.89%	3.77%	3.77%		
i. Resources for research	Count	15	27	5	3	2	1	53	3.96
	% Percentage of Total	28.30%	50.94%	9.43%	5.66%	3.77%	1.89%		
j. Library hours	Count	18	23	7	0	0	5	53	4.23
	% Percentage of Total	33.96%	43.40%	13.21%	0.00%	0.00%	9.43%		

Graduate Exit Survey – Spring 17



Q22: PLEASE INDICATE THE EXTENT TO WHICH YOUR GRADUATE EDUCATION AT AUC IS ENHANCING THESE SKILLS.

		TO A GREAT EXTENT	TO SOME EXTENT	NOT AT ALL	TOTAL	WEIGHTED AVERAGE (1 TO 3)
a. Become an expert in your field	Count	32	19	2	53	2.57
	% Percentage of Total	60.38%	35.85%	3.77%		
b. Be up to date with the latest research techniques	Count	30	20	3	53	2.51
	% Percentage of Total	56.60%	37.74%	5.66%		
c. Write quality papers ready for publication	Count	23	24	6	53	2.32
	% Percentage of Total	43.40%	45.28%	11.32%		
d. Present research results to an audience of peers or at a conference	Count	19	30	4	53	2.28
	% Percentage of Total	35.85%	56.60%	7.55%		
e. Write grant proposals	Count	10	18	25	53	1.72
	% Percentage of Total	18.87%	33.96%	47.17%		
f. Supervise others	Count	14	27	12	53	2.04
	% Percentage of Total	26.42%	50.94%	22.64%		
g. Become a qualified teacher	Count	26	18	8	52	2.35
	% Percentage of Total	50.00%	34.62%	15.38%		
h. Collaborate with a team	Count	30	20	3	53	2.51
	% Percentage of Total	56.60%	37.74%	5.66%		
i. Become a team leader	Count	23	23	7	53	2.30
	% Percentage of Total	43.40%	43.40%	13.21%		
j. Understand the principles of ethical conduct in research	Count	36	16	1	53	2.66
	% Percentage of Total	67.92%	30.19%	1.89%		
k. Keep up with current advances in your field	Count	31	18	3	52	2.54
	% Percentage of Total	59.62%	34.62%	5.77%		

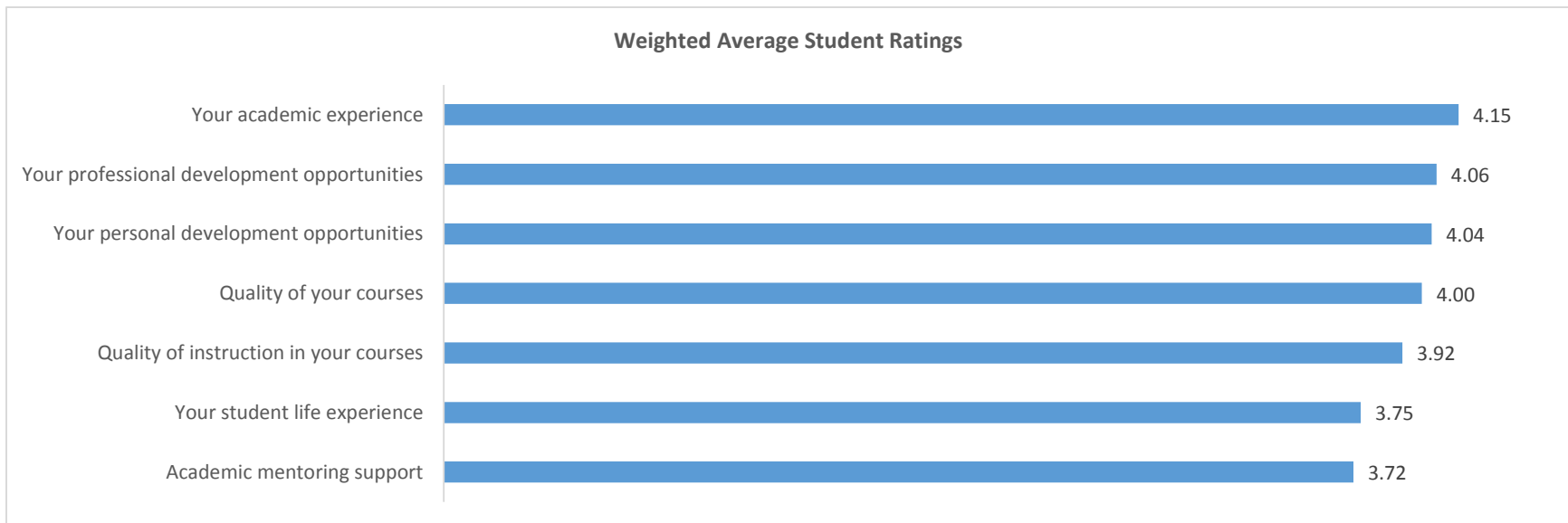
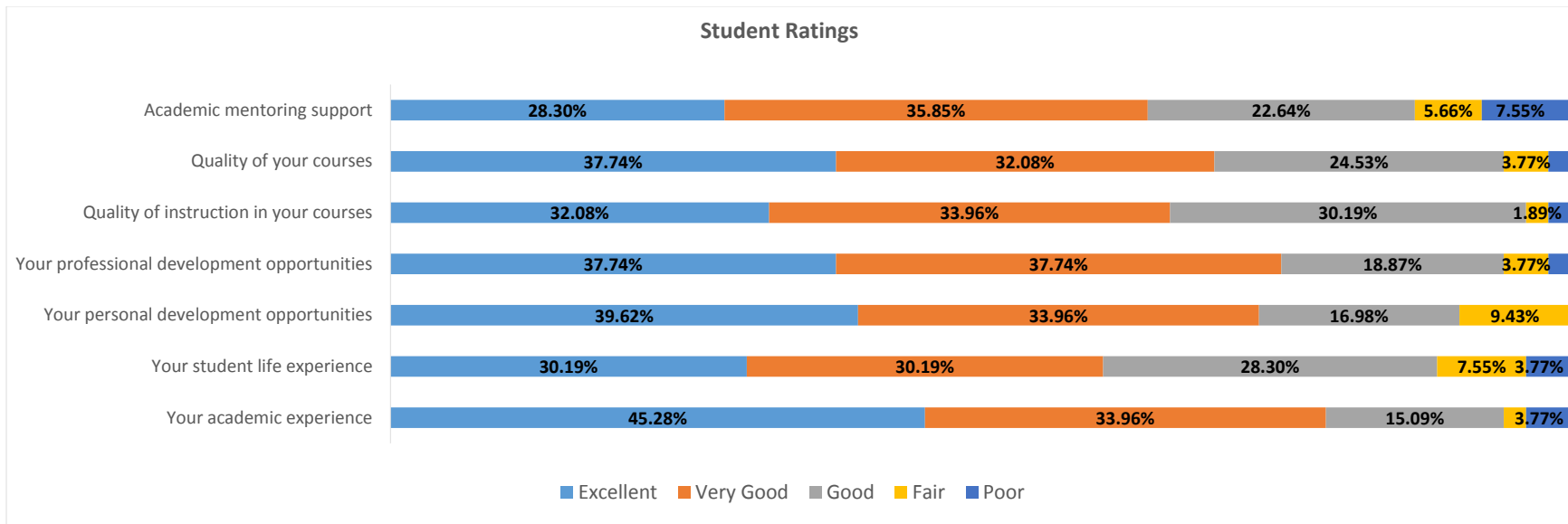


PART III: STUDENTS RATING OF THEIR EXPERIENCE AND THE PROVIDED SUPPORT SERVICES

Q23: OVERALL, AS A GRADUATE STUDENT AT AUC, HOW WOULD YOU RATE THE FOLLOWING?

		EXCELLENT	VERY GOOD	GOOD	FAIR	POOR	TOTAL	WEIGHTED AVERAGE
a. Your academic experience	Count	24	18	8	1	2	53	4.15
	% Percentage of Total	45.28%	33.96%	15.09%	1.89%	3.77%		
b. Your student life experience	Count	16	16	15	4	2	53	3.75
	% Percentage of Total	30.19%	30.19%	28.30%	7.55%	3.77%		
c. Your personal development opportunities	Count	21	18	9	5	0	53	4.04
	% Percentage of Total	39.62%	33.96%	16.98%	9.43%	0.00%		
d. Your professional development opportunities	Count	20	20	10	2	1	53	4.06
	% Percentage of Total	37.74%	37.74%	18.87%	3.77%	1.89%		
e. Quality of instruction in your courses	Count	17	18	16	1	1	53	3.92
	% Percentage of Total	32.08%	33.96%	30.19%	1.89%	1.89%		
f. Quality of your courses	Count	20	17	13	2	1	53	4.00
	% Percentage of Total	37.74%	32.08%	24.53%	3.77%	1.89%		
g. Academic mentoring support	Count	15	19	12	3	4	53	3.72
	% Percentage of Total	28.30%	35.85%	22.64%	5.66%	7.55%		

Graduate Exit Survey – Spring 17



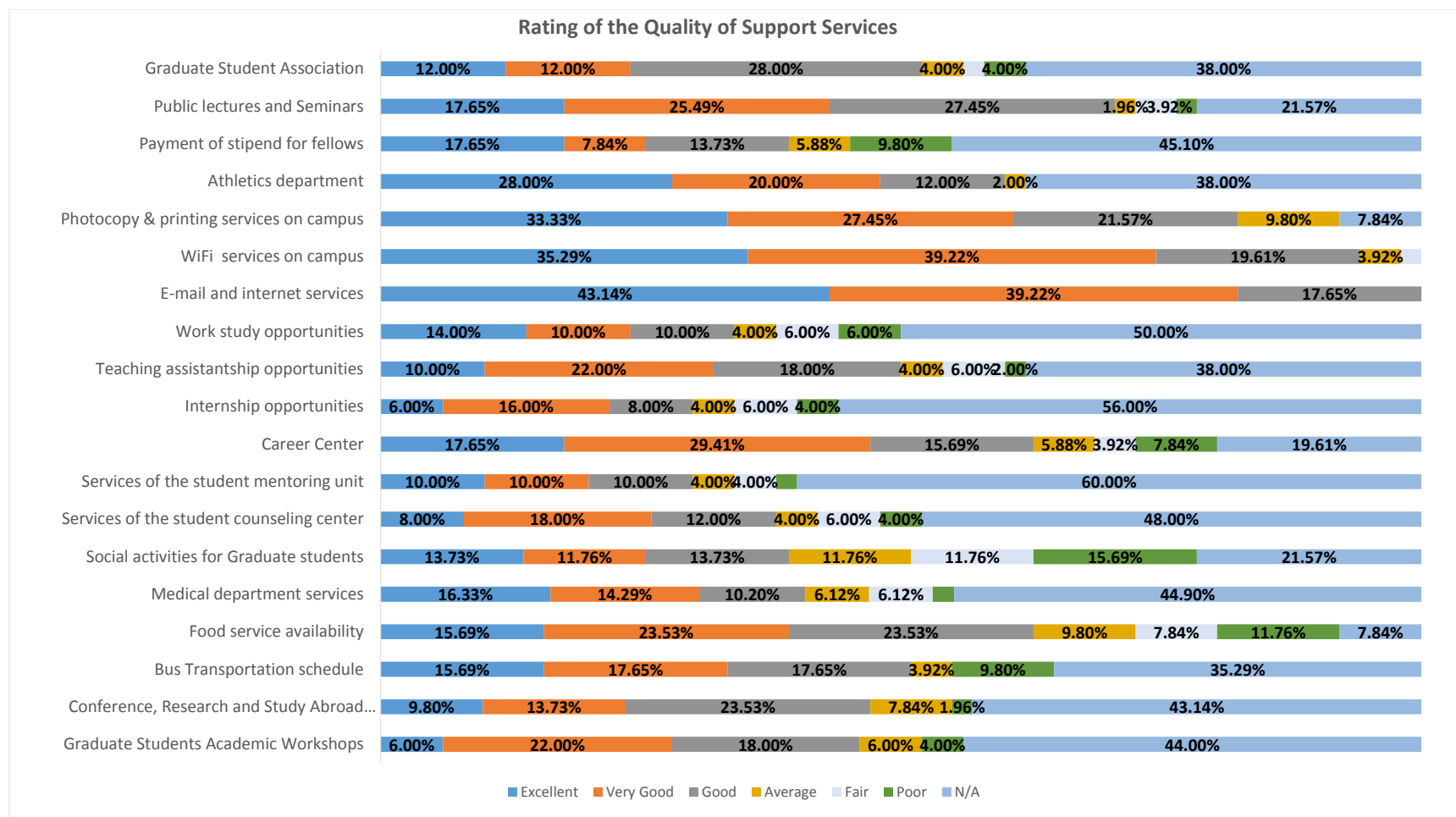
Q24: PLEASE RATE THE QUALITY OF EACH OF THE FOLLOWING SUPPORT SERVICES

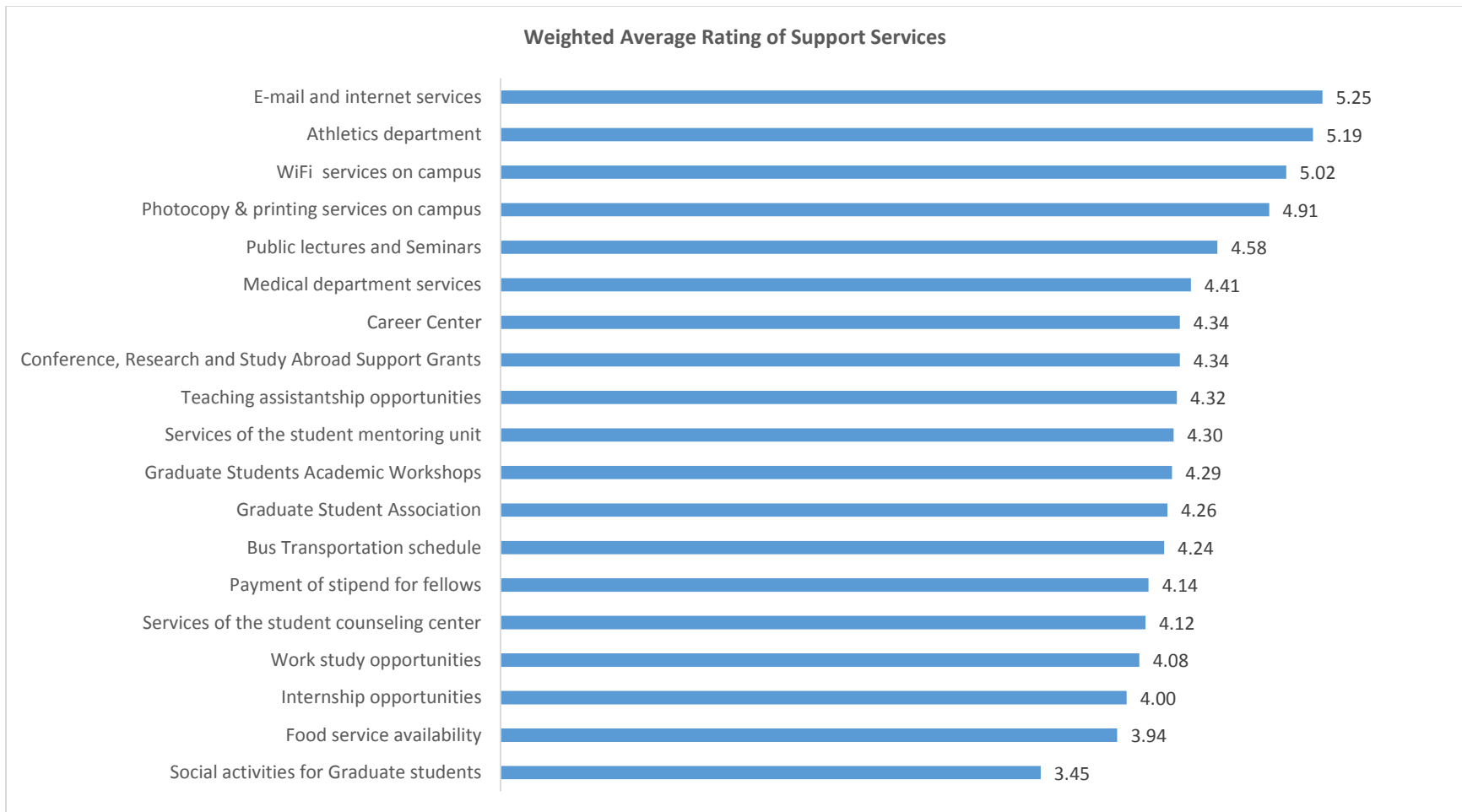
		EXCELLENT	VERY GOOD	GOOD	AVERAGE	FAIR	POOR	N/A	TOTAL	WEIGHTED AVERAGE (1 To 6)
a. Graduate Students Academic Workshops	Count	3	11	9	3	0	2	22	50	4.29
	% Percentage of Total	6.00%	22.00%	18.00%	6.00%	0.00%	4.00%	44.00%		
b. Conference, Research and Study Abroad Support Grants	Count	5	7	12	4	0	1	22	51	4.34
	% Percentage of Total	9.80%	13.73%	23.53%	7.84%	0.00%	1.96%	43.14%		
c. Bus Transportation schedule	Count	8	9	9	2	0	5	18	51	4.24
	% Percentage of Total	15.69%	17.65%	17.65%	3.92%	0.00%	9.80%	35.29%		
d. Food service availability	Count	8	12	12	5	4	6	4	51	3.94
	% Percentage of Total	15.69%	23.53%	23.53%	9.80%	7.84%	11.76%	7.84%		
e. Medical department services	Count	8	7	5	3	3	1	22	49	4.41
	% Percentage of Total	16.33%	14.29%	10.20%	6.12%	6.12%	2.04%	44.90%		
f. Social activities for Graduate students	Count	7	6	7	6	6	8	11	51	3.45
	% Percentage of Total	13.73%	11.76%	13.73%	11.76%	11.76%	15.69%	21.57%		
g. Services of the student counseling center	Count	4	9	6	2	3	2	24	50	4.12
	% Percentage of Total	8.00%	18.00%	12.00%	4.00%	6.00%	4.00%	48.00%		
h. Services of the student mentoring unit	Count	5	5	5	2	2	1	30	50	4.30
	% Percentage of Total	10.00%	10.00%	10.00%	4.00%	4.00%	2.00%	60.00%		
i. Career Center	Count	9	15	8	3	2	4	10	51	4.34
	% Percentage of Total	17.65%	29.41%	15.69%	5.88%	3.92%	7.84%	19.61%		
j. Internship opportunities	Count	3	8	4	2	3	2	28	50	4.00
	% Percentage of Total	6.00%	16.00%	8.00%	4.00%	6.00%	4.00%	56.00%		

Graduate Exit Survey – Spring 17

		EXCELLENT	VERY GOOD	GOOD	AVERAGE	FAIR	POOR	N/A	TOTAL	WEIGHTED AVERAGE (1 To 6)
k. Teaching assistantship opportunities	Count	5	11	9	2	3	1	19	50	4.32
	% Percentage of Total	10.00%	22.00%	18.00%	4.00%	6.00%	2.00%	38.00%		
l. Work study opportunities	Count	7	5	5	2	3	3	25	50	4.08
	% Percentage of Total	14.00%	10.00%	10.00%	4.00%	6.00%	6.00%	50.00%		
m. E-mail and internet services	Count	22	20	9	0	0	0	0	51	5.25
	% Percentage of Total	43.14%	39.22%	17.65%	0.00%	0.00%	0.00%	0.00%		
n. WiFi services on campus	Count	18	20	10	2	1	0	0	51	5.02
	% Percentage of Total	35.29%	39.22%	19.61%	3.92%	1.96%	0.00%	0.00%		
o. Photocopy & printing services on campus	Count	17	14	11	5	0	0	4	51	4.91
	% Percentage of Total	33.33%	27.45%	21.57%	9.80%	0.00%	0.00%	7.84%		
p. Athletics department	Count	14	10	6	1	0	0	19	50	5.19
	% Percentage of Total	28.00%	20.00%	12.00%	2.00%	0.00%	0.00%	38.00%		
q. Payment of stipend for fellows	Count	9	4	7	3	0	5	23	51	4.14
	% Percentage of Total	17.65%	7.84%	13.73%	5.88%	0.00%	9.80%	45.10%		
r. Public lectures and Seminars	Count	9	13	14	1	2	1	11	51	4.58
	% Percentage of Total	17.65%	25.49%	27.45%	1.96%	3.92%	1.96%	21.57%		
s. Graduate Student Association	Count	6	6	14	2	1	2	19	50	4.26
	% Percentage of Total	12.00%	12.00%	28.00%	4.00%	2.00%	4.00%	38.00%		

Graduate Exit Survey – Spring 17

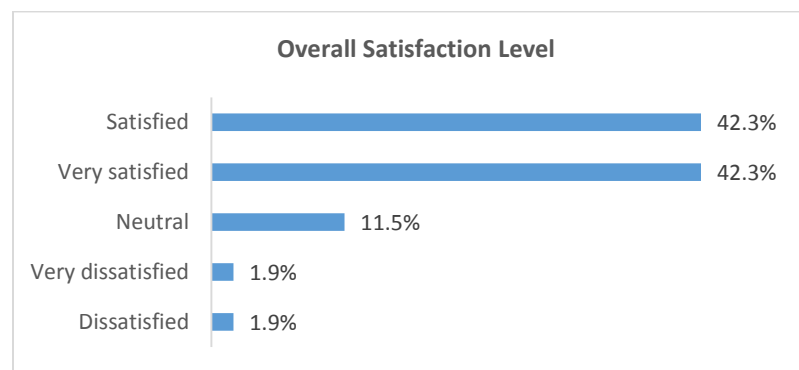




PART IV: OVERALL STUDENT SATISFACTION

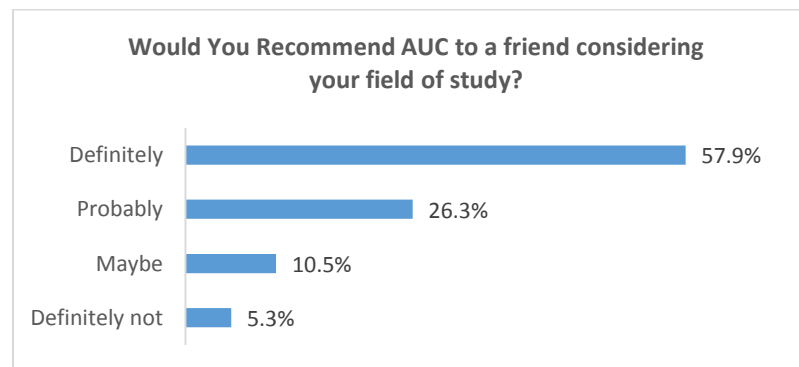
Q25: OVERALL, INDICATE YOUR LEVEL OF SATISFACTION AS A GRADUATE STUDENT AT AUC

ANSWER CHOICES	RESPONSES	PERCENTAGE (FROM TOTAL RESPONSES TO THIS QUESTION 52)
Very satisfied	22	42.3%
Satisfied	22	42.3%
Neutral	6	11.5%
Dissatisfied	1	1.9%
Very dissatisfied	1	1.9%
Total	52	
Missing	5	



Q12: WOULD YOU RECOMMEND AUC TO A FRIEND OR COLLEAGUE CONSIDERING YOUR FIELD OF STUDY?

ANSWER CHOICES	RESPONSES	PERCENTAGE (FROM TOTAL RESPONSES TO THIS QUESTION 57)
Definitely	33	57.9%
Probably	15	26.3%
Maybe	6	10.5%
Definitely not	3	5.3%
Total	57	
Missing	0	



PART V: STRENGTHS, WEAKNESSES AND SUGGESTIONS FOR IMPROVEMENT

STRENGTHS, WEAKNESSES AND SUGGESTIONS FOR IMPROVEMENT REPORTED BY THEME (QUESTIONS 26, 27 & 28)

Strengths

THEME	COMMENT	MAJOR
Academic Experience	Experience in a specialized field	Biotechnology
	quality education and curriculum	English & Comparative Literature
Academic Program	The curriculum is very good and all the faculty are very helpful	International & Comparative Education
	practical courses	Master in Public Policy
Diversity	Different people from different backgrounds (students and professors)	Finance
Faculty	qualified professors in the field, great academic workshops, like ELSEVIER author workshop and others, remote accessing of university resources, the environment is open and one can easily communicate with professors from different departments like the physics department for example.	Computer Science
	Many opportunities in the field. The professors of the counseling program are all excellent and I learned a lot from them.	Counseling Psychology
	I attended a very strong program which is Journalism and Masscommunication, courses were very useful, Professors and Doctors were excellent and professional. Professor Hussein Amin was my advisor and he was very knowledgeable, professional and helpful. The library is amazing, so developed, organized and staff there are very helpful. Workshops are a lot and very helpful. Conferences and guest speakers are excellent.	Journalism & Mass Communication
	Great Professors with inspiring and challenging material. Also, the opportunity of a joint masters program in association with a university in Europe.	Political Science
	The accessibility of faculty.	Teaching English As a Foreign Language
Learning Experience	I learned how to think more about the scientific approach in order to reach for the results.	Computer Science
	1. I have learned a lot about myself. 2. I have known great people.	Counseling Psychology

Graduate Exit Survey – Spring 17

	3. I have become a kind of expert in my field.	
	1) availability of a masters in finance in Egypt 2) access to Reuters 3) access to various statistical programs 4) networking with many professionals with different experiences	Finance
	Learning how to obtain knowledge from various sources. Developing yourself in studying and learning on your own. Opening more ideas for learning.	Finance
	Unique learning experience where your learning doesn't stop by leaving your classroom. It is a complete experience.	Journalism & Mass Communication
	I was able to support myself and know how to look for opportunities in education.	
None	Nothing.	Economics
Other	I think researching and learning to do good quality research is one of the best things I got from the program. Being able to get in touch with professionals in my field, discuss with them on topics of controversy, and attending their classes were all very good experiences. Also having access to the library, and to seminars and conferences, as well as using the sports complex were also very fruitful. I received a research grant to complete my thesis, this was also one of the most interesting experiences I had, as well as a fellowship that helped me greatly with my finances. To both I am very grateful.	Arabic Studies
	It is very strong. In fact, AUC changed me positively	Electronics Engineering
	Everything	English & Comparative Literature
	The learning opportunities at AUC and outside AUC through grants and conference attendance opportunities.	International & Comparative Education
	Strengths points that I experienced include: - Ability to challenge hard times to continue with studying while working - Ability to learn new ways of research - Thinking and analytical levels have greatly been improved - Team spirit has been increased very well - Ability to use AUC library as I was totally unfamiliar with its great sources	Master of Public Policy & Administration
	I think researching and learning to do good quality research is one of the best things I got from the program. Being able to get in touch with professionals in my field, discuss with them on topics of controversy, and attending their classes were all very good experiences. Also having access to the library, and to seminars and conferences, as well as using the sports complex were also very fruitful. I received a research grant to complete my thesis, this was also one of the most interesting experiences I had, as well as a fellowship that helped me greatly with my finances. To both I am very grateful.	Arabic Studies

Graduate Exit Survey – Spring 17

	It is very strong. Infact, AUC change me positively	Electronics Engineering
	Everything	English & Comparative Literature
	The learning opportunities at AUC and outside AUC through grants and conference attendance opportunities.	International & Comparative Education
Research	The research	Computer Science
Skills: Reading & Writing	Writing Papers and documents.	Computer Science
Student Life	having an oppportunity to meet my colleagues and to learn from great professors.	Journalism & Mass Communication

Graduate Exit Survey – Spring 17

Weaknesses

THEME	COMMENT	MAJOR
Academic Program	Variety of courses.	Computer Science
	The weaknesses that the MA program needs to be a full time student so I do not have a professional experience in the last three years.	Journalism & Mass Communication
	The Weakness point I used to face every semester was the inability to fully study and accommodate all course works and assignments due to work load.	Master of Public Policy & Administration
	The narrow selection of courses and course times;	Teaching English As a Foreign Language
Faculty	Communication with professors	Finance
Financial Assistance	AUC once again was not supportive financially when I was in dire need of the financial aid. Because I needed to continue my education, my family and I had to live pay check to pay check which made me miss out on many opportunities within the university. While the education is excellent, AUC continues to base it's student support on unfair criteria.	Counseling Psychology
Learning Experience	There is insufficient collaboration between other faculties and my program Sustainable Development. It needs to be treated with same priority given that it is a multidisciplinary program	
None	Can't think of any	English & Comparative Literature
Other	assignments	Master in Public Policy
	- Outdated courses, in most of the cases. - Thesis supervision and guidance	Computer Science
	Lack of Resources, Industrial and Practical Research 90% dependent of the Qualification of the Ph.D Candidate The only support is conference grant which even can not accommodate long plan journey to America. Can barely support travel to Europe. Research Grant is highly limited to accommodate industrial research	Computer Science
	-the grading system is sometimes not fair, and you know this I guess. -sometimes the professor's decision can not be investigated when it comes to grading, syllabus, and other academic issues that need some flexibility, especially with grad students. - Why not provide 3 or 4 days off before the finals? a day is not enough -The work load for the full time student who has been awarded a fellowship is insane. I had to drop a whole semester once and cancel the fellowship. -Some semesters I had to collect money from every possible place I can work with to pay my tuition. Tuition now is a HUGE burden, to be honest, that's A LOT. One can master a the field with the same amount of	Computer Science

money we pay for one course, so it's important to not make it like we are paying to buy a degree!

-As a graduate student I had some very hard and tough nights here on campus because there is no easily-accessible place to spend for the night. Sometimes I had to sleep on the floor, in the lab (like many other students) ! sometimes we sleep on/below the desk and sometimes we spend the night sleeping in the mosque !

why not provide a graduate lounge for the grads for each department for example (like the social lab, the department does not even want to grant me an access to the social lab) !!, or at least some sleeping bags in their own lab (like senior students).

We as a grad student, unlike undergrads, sometimes spend many days on campus to finish projects/research papers/ or TA work, the available facilities to help us are almost negligible.

-A grad student in the SSE must have a state of the art PC (at least intel core i7 and decent GPU) to work on, yes the department sometimes provide us with access to a powerful server, but that does not eliminate the need of having a decent personal PC, not the very old one that are always thrown to the graduate lab! Come on, they give us PC machines with core 2 due (very old and slow machines) in the CS grad lab! After a lot of negotiation I got a reasonable intel core i7 machine to do my experiments.

-please extend the period of the conference grant from 1 year after graduation to at least 2 years after graduation, especially if that person has not been given any grant from AUC before.

-Specifying a quota for paper printing for graduate students is annoying and ridiculous. I have never seen this in a reputable university nor in a "normal-private" university, and when I enrolled there was no quota.

-Why there is no color printing for research in the computer science and engineering department while there is color-printing in many other departments in the same school ? some research needs color ! we are not white and black!

-Computers.. Computers.. Computers..

if you want quality of work and good research provide fast computers for the grad students please!!

-what to do when you submit a petition to the chair and nothing changes even without explanations?

-increase the office hours of professors during the last month of the semester, because at the beginning of the semester students don't do much to the professor because there are not really much material to ask the professor in, but at the end of the semester I wait in a line for maybe 2 hours !! WHY?

if there is a demand for a lot of office hours, why not assign for ex, 3 hours per week for the first two months and 6 hours per week during the last month?

-some professors are mean to students, they don't accept apologies, they don't appreciate the effort, and I understand that this is an educational institution but I am just asking for a little bit of more flexibility for grads, that's all.

Thank you all for reading my comments,
I hope a better experience for future generations,
graduated with honor Al hamdo lellah.

It took me much time and effort to be a full-time student.

Graduate Exit Survey – Spring 17

	It is weak as a whole.	Economics
	1) quality of professors and courses is not up to the standards 2) not all courses in the catalogue are available 3) some courses are available in specific semesters only	Finance
	Unavailability of qualified Professors for instruction. Very qualified Professors are preoccupied with tasks other than helping and developing their students. Lack of needed courses for the programs. Lack of well-established masters program for such an important field like finance. During undergraduate, I had studied with very few highly professional instructors who love their specialization and have the ability to transfer their passion in the finance field to students. And that what made me apply to the Masters Degree in our university, in order to study under great professionals, like Dr. Medhat Hassanein, And I planned I won't graduate from the masters degree without his course, under his supervision. And gratefully I was able to join his class. And luckily that his course was in the program, because without it, I honestly don't find the program adding any more value than what I have learnt from the undergraduate degree. I, unfortunately, found my expectations not met in the masters program; professional and passionate instructors are extremely few. I would like to express my complaint that I was expecting more courses with higher educational quality than what I found, to help us explore the finance discipline with advanced, challenging, and useful levels of teaching and disseminating knowledge . A great example for disappointment with the deteriorating level of education in our university was faced with Econometrics course, the only quantitative analysis course of Finance Masters program that I personally was building so many plans on.	Finance
	The courses lack diversity. A lot of material repetition.	Political Science
Schedule	too much workload. the schedule and attendance needs to take into consideration that a graduate student has other commitments and is not like ug students.	International & Comparative Education
Staff & Resources	The MBA staff are not helpful at all. They lack the level of professionalism required to carry on their tasks. They also lack communication skills and they are never available to contact them when needed and they are not willing to facilitate any problems or issues that the students may face. Finally, they treat us with arrogance and disrespect and they do loads of mistakes	Master of Business Administration
Student Engagement	Very few networking activities for graduate students.	International & Comparative Education
Student Life	Perhaps the hardest for me was making new friends. Most of my time at AUC I was very lonely. I think maybe because my Arabic was never really good, or because I'm simply not good at making friends. Apart from this, the experience at AUC was very positive.	Arabic Studies
	Lack of social interaction with peers, due to the timing of classes and the lack of graduate student activities	Biotechnology

Suggestions for Improvement

THEME	COMMENT	MAJOR
Academic Program	Increase in number of courses offered in a graduate program. Increase graduate activities in order to enhance student interaction and networking across all graduate programs.	Biotechnology
	Please please please please please approve the Computer Engineering Masters Program. Many of us wished to have this offered before graduation but it never happened. It's critically important at least to many of my friends.	Computer Science
	More state of art courses need to be introduced especially in technology management, Information Technology and Medicines.	Electronics Engineering
	In the masters of finance, math courses should be added and the econometrics should be divided into 2 courses.	Finance
	Variations of courses and concentrations. More qualified profsors regarding classes that do not have a fixed professor	Finance
Faculty	Professors should be more qualified, more available, and more supportive than they are now.	Finance
	I think AUC should work to do a better job making sure that faculty is paid sufficiently and that the benefits that they receive are sufficient so that AUC can retain high quality faculty.	Teaching English As a Foreign Language
Financial Assistance	Create more financially viable support options for students, especially graduate students.	Counseling Psychology
	the tuition fees should be reduced.	Journalism & Mass Communication
Learning Experience	I do think that there is a problem with the undergrads. Their academic level is not the best, they don't seem to be interested in what they study, and some of them are plainly stupid. I feel that the extraordinary quality of the classes, professors and facilities is at loss with the poor level of the students.	Arabic Studies
None	None, i was very satisfied	Journalism & Mass Communication
Other	More focus is required. Clear Topic with agreement with industry Clear vision of the outcome of the research without being limited to publishing paper	Computer Science
	please provide us with another permanent link for suggestion because it is hard to remember all situations happened years ago and provide them now.	Computer Science

Graduate Exit Survey – Spring 17

	<p>Obviously I can not save my input either and continue later when I remember something because I have to press "Done" now .</p> <p>There are a lot of suggestions for improvements in many areas but please dedicate a page or a link for that.</p>	
	<p>I suggest you close down the Economics MA Program, unless you hire more professional and adequate professors, who are actually willing to help students. Moreover, the department should work on organising the courses properly, because it is a mess. Overall, the program should be re-visited and or shut down until the department can actually accommodate the needs of the students enrolled and paying thousands of dollars and getting nothing in return.</p>	Economics
Staff & Resources	<p>Please train your staff or change them</p>	Master of Business Administration

STRENGTHS, WEAKNESSES AND SUGGESTIONS FOR IMPROVEMENT REPORTED BY MAJOR

Arabic World Studies

STRENGTHS (1)

Other	<p>I think researching and learning to do good quality research is one of the best things I got from the program. Being able to get in touch with professionals in my field, discuss with them on topics of controversy, and attending their classes were all very good experiences. Also having access to the library, and to seminars and conferences, as well as using the sports complex were also very fruitful.</p> <p>I received a research grant to complete my thesis, this was also one of the most interesting experiences I had, as well as a fellowship that helped me greatly with my finances. To both I am very grateful.</p>
--------------	---

WEAKNESSES (1)

Student Life	<p>Perhaps the hardest for me was making new friends. Most of my time at AUC I was very lonely. I think maybe because my Arabic was never really good, or because I'm simply not good at making friends. Apart from this, the experience at AUC was very positive.</p>
---------------------	--

SUGGESTIONS FOR IMPROVEMENT (1)

Learning Experience	<p>I do think that there is a problem with the undergrads. Their academic level is not the best, they don't seem to be interested in what they study, and some of them are plainly stupid. I feel that the extraordinary quality of the classes, professors and facilities is at loss with the poor level of the students.</p>
----------------------------	--

Biotechnology

STRENGTHS (1)

Academic Experience	<p>Experience in a specialized field</p>
----------------------------	--

WEAKNESSES (1)

Student Life	<p>Lack of social interaction with peers, due to the timing of classes and the lack of graduate student activities</p>
---------------------	--

SUGGESTIONS FOR IMPROVEMENT (1)

Academic Program	<p>Increase in number of courses offered in a graduate program. Increase graduate activities in order to enhance student interaction and networking across all graduate programs.</p>
-------------------------	--

Computer Science

STRENGTHS (4)

Faculty	qualified professors in the field, great academic workshops, like ELSEVIER author workshop and others, remote accessing of university resources, the environment is open and one can easily communicate with professors from different departments like the physics department for example.
Learning Experience	I learned how to think more about the scientific approach in order to reach for the results.
Research	The research
Skills: Reading & Writing	Writing Papers and documents.

WEAKNESSES (4)

Academic Program	Variety of courses.
Other	<ul style="list-style-type: none"> - Outdated courses, in most of the cases. - Thesis supervision and guidance
	<p>Lack of Resources, Industrial and Practical Research 90% dependent of the Qualification of the Ph.D Candidate The only support is conference grant which even can not accommodate long plan journey to America. Can barely support travel to Europe. Research Grant is highly limited to accommodate industrial research</p> <hr/> <p>-the grading system is sometimes not fair, and you know this I guess. -sometimes the professor's decision can not be investigated when it comes to grading, syllabus, and other academic issues that need some flexibility, especially with grad students. - Why not provide 3 or 4 days off before the finals? a day is not enough -The work load for the full time student who has been awarded a fellowship is insane. I had to drop a whole semester once and cancel the fellowship. -Some semesters I had to collect money from every possible place I can work with to pay my tuition. Tuition now is a HUGE burden, to be honest, that's A LOT. One can master a the field with the same amount of money we pay for one course, so it's important to not make it like we are paying to buy a degree! -As a graduate student I had some very hard and tough nights here on campus because there is no easily-accessible place to spend for the night. Sometimes I had to sleep on the floor, in the lab (like many other students) ! sometimes we sleep on/below the desk and sometimes we spend the night sleeping in the mosque ! why not provide a graduate lounge for the grads for each department for example (like the social lab, the department does not even want to grant me an access to the social lab) !!, or at least some sleeping bags in their own lab (like senior students). We as a grad student, unlike undergrads, sometimes spend many days on campus to finish projects/research papers/ or TA work, the</p>

available facilities to help us are almost negligible.

- A grad student in the SSE must have a state of the art PC (at least intel core i7 and decent GPU) to work on, yes the department sometimes provide us with access to a powerful server, but that does not eliminate the need of having a decent personal PC, not the very old one that are always thrown to the graduate lab! Come on, they give us PC machines with core 2 due (very old and slow machines) in the CS grad lab! After a lot of negotiation I got a reasonable intel core i7 machine to do my experiments.
- please extend the period of the conference grant from 1 year after graduation to at least 2 years after graduation, especially if that person has not been given any grant from AUC before.
- Specifying a quota for paper printing for graduate students is annoying and ridiculous. I have never seen this in a reputable university nor in a "normal-private" university, and when I enrolled there was no quota.
- Why there is no color printing for research in the computer science and engineering department while there is color-printing in many other departments in the same school ? some research needs color ! we are not white and black!
- Computers.. Computers.. Computers..

if you want quality of work and good research provide fast computers for the grad students please!!

- what to do when you submit a petition to the chair and nothing changes even without explanations?
- increase the office hours of professors during the last month of the semester, because at the beginning of the semester students don't do much to the professor because there are not really much material to ask the professor in, but at the end of the semester I wait in a line for maybe 2 hours !! WHY?
- if there is a demand for a lot of office hours, why not assign for ex, 3 hours per week for the first two months and 6 hours per week during the last month?
- some professors are mean to students, they don't accept apologies, they don't appreciate the effort, and I understand that this is an educational institution but I am just asking for a little bit of more flexibility for grads, that's all.

Thank you all for reading my comments,
I hope a better experience for future generations,
graduated with honor Al hamdo lillah.

SUGGESTIONS FOR IMPROVEMENT (3)

Academic Program	Please please please please please approve the Computer Engineering Masters Program. Many of us wished to have this offered before graduation but it never happened. It's critically important at least to many of my friends.
Other	<p>More focus is required. Clear Topic with agreement with industry Clear vision of the outcome of the research without being limited to publishing paper</p> <hr/> <p>please provide us with another permanent link for suggestion because it is hard to remember all situations happened years ago and provide them now. Obviously I can not save my input either and continue later when I remember something because I have to press "Done" now . There are a lot of suggestions for improvements in many areas but please dedicate a page or a link for that.</p>

Counseling Psychology

STRENGTHS (2)

Faculty	Many opportunities in the field. The professors of the counseling program are all excellent and I learned a lot from them.
Learning Experience	<ol style="list-style-type: none"> 1. I have learned a lot about myself. 2. I have known great people. 3. I have become a kind of expert in my field.

WEAKNESSES (2)

Financial Assistance	AUC once again was not supportive financially when I was in dire need of the financial aid. Because I needed to continue my education, my family and I had to live pay check to pay check which made me miss out on many opportunities within the university. While the education is excellent, AUC continues to base it's student support on unfair criteria.
Other	It took me much time and effort to be a full-time student.

SUGGESTIONS FOR IMPROVEMENT (1)

Financial Assistance	Create more financially viable support options for students, especially graduate students.
-----------------------------	--

Economic

STRENGTHS (1)

None	Nothing.
-------------	----------

WEAKNESSES (1)

Other	It is weak as a whole.
--------------	------------------------

SUGGESTIONS FOR IMPROVEMENT (1)

Other	I suggest you close down the Economics MA Program, unless you hire more professional and adequate professors, who are actually willing to help students. Moreover, the department should work on organising the courses properly, because it is a mess. Overall, the program should be re-visited and or shut down until the department can actually accommodate the needs of the students enrolled and paying thousands of dollars and getting nothing in return.
--------------	--

Electronics Engineering

STRENGTHS (1)

Other	It is very strong. Infact, AUC change me positively
-------	---

SUGGESTIONS FOR IMPROVEMENT (1)

Academic Program	More state of art courses need to be introduced especially in technology management, Information Technology and Medicines.
------------------	--

English & Comparative Literature

STRENGTHS (1)

Academic Experience	quality education and curriculum
Other	Everything

WEAKNESSES (1)

None	Can't think of any
------	--------------------

Finance

STRENGTHS (3)

Diversity	Different people from different backgrounds (students and professors)
Learning Experience	1) availabilty of a masters in finance in Egypt 2) access to reuters 3) acess to various statistical programs 4)networking with many professionals with different experiences
Learning Experience	Learning how to obtain knowledge from various sources. Developing yourself in studying and learning on your own. Opening more ideas for learning.

WEAKNESSES (2)

Faculty	Communication with professors
Other	1) quality of professors and courses is not up to the standards 2) not all courses in the catalogue are available

Graduate Exit Survey – Spring 17

3) some courses are available in specific semesters only

Unavailability of qualified Professors for instruction. Very qualified Professors are preoccupied with tasks other than helping and developing their students.

Lack of needed courses for the programs.

Lack of well-established masters program for such an important field like finance.

During undergraduate, I had studied with very few highly professional instructors who love their specialization and have the ability to transfer their passion in the finance field to students.

And that what made me apply to the Masters Degree in our university, in order to study under great professionals, like Dr. Medhat Hassanein, And I planned I won't graduate from the masters degree without his course, under his supervision. And gratefully I was able to join his class. And luckily that his course was in the program, because without it, I honestly don't find the program adding any more value than what I have learnt from the undergraduate degree. I, unfortunately, found my expectations not met in the masters program; professional and passionate instructors are extremely few. I would like to express my complaint that I was expecting more courses with higher educational quality than what I found, to help us explore the finance discipline with advanced, challenging, and useful levels of teaching and disseminating knowledge . A great example for disappointment with the deteriorating level of education in our university was faced with Econometrics course, the only quantitative analysis course of Finance Masters program that I personally was building so many plans on.

SUGGESTIONS FOR IMPROVEMENT (2)

Academic Program	In the masters of finance, math courses should be added and the econometrics should be divided into 2 courses.
Faculty	Variations of courses and concentrations. More qualified professors regarding classes that do not have a fixed professor Professors should be more qualified, more available, and more supportive than they are now.

International & Comparative Education

STRENGTHS (2)

Academic Program	The curriculum is very good and all the faculty are very helpful
Other	The learning opportunities at AUC and outside AUC through grants and conference attendance opportunities.

WEAKNESSES (2)

Schedule	too much workload. the schedule and attendance needs to take into consideration that a graduate student has other commitments and is not like ug students.
Student Engagement	Very few networking activities for graduate students.

Journalism & Mass Communication

STRENGTHS (3)

Faculty	I attended a very strong program which is Journalism and Masscommunication, courses were very useful, Professors and Doctors were excellent and professional. Professor Hussein Amin was my advisor and he was very knowledgable, professional and helpful. The library is amazing, so developed, organized and staff there are very helpful. Workshops are alot and very helpful. Conferences and guest speakers are excellent.
Learning Experience	Unique learning experience where your learning doesn't stop by leaving your classroom. It is a complete experience.
Student Life	having an oppotunity to meet my colleagues and to learn from great professors.

WEAKNESSES (1)

Academic Program	The weaknesses that the MA program needs to be a full time student so I do not have a professional experience in the last three years.
-------------------------	--

SUGGESTIONS FOR IMPROVEMENT (1)

Financial Assistance	the tuition fees should be reduced.
None	None, i was very satisfied

Master in Public Policy

STRENGTHS (1)

Academic Program	practical courses
-------------------------	-------------------

WEAKNESSES (1)

Other	assignments
--------------	-------------

Master of Business Administration

WEAKNESSES (1)

Graduate Exit Survey – Spring 17

Staff & Resources

The MBA staff are not helpful at all. They lack the level of professionalism required to carry on their tasks. They also lack communication skills and they are never available to contact them when needed and they are not willing to facilitate any problems or issues that the students may face. Finally, they treat us with arrogance and disrespect and they do loads of mistakes

SUGGESTIONS FOR IMPROVEMENT (1)

Staff & Resources

Please train your staff or change them

Master of Public Policy & Administration

WEAKNESSES (1)

Academic Program

The Weakness point I used to face every semester was the inability to fully study and accommodate all course works and assignments due to work load.

SUGGESTIONS FOR IMPROVEMENT (1)

Other

Strengths points that I experienced include:

- Ability to challenge hard times to continue with studying while working
- Ability to learn new ways of research
- Thinking and analytical levels have greatly been improved
- Team spirit has been increased very well
- Ability to use AUC library as I was totally unfamiliar with its great sources

Political Science

STRENGTHS (1)

Faculty

Great Professors with inspiring and challenging material. Also, the opportunity of a joint masters program in association with a university in Europe.

WEAKNESSES (1)

Other

The courses lack diversity. A lot of material repetition.

Teaching English As a Foreign Language

STRENGTHS (1)

Faculty	The accessibility of faculty.
----------------	-------------------------------

WEAKNESSES (1)

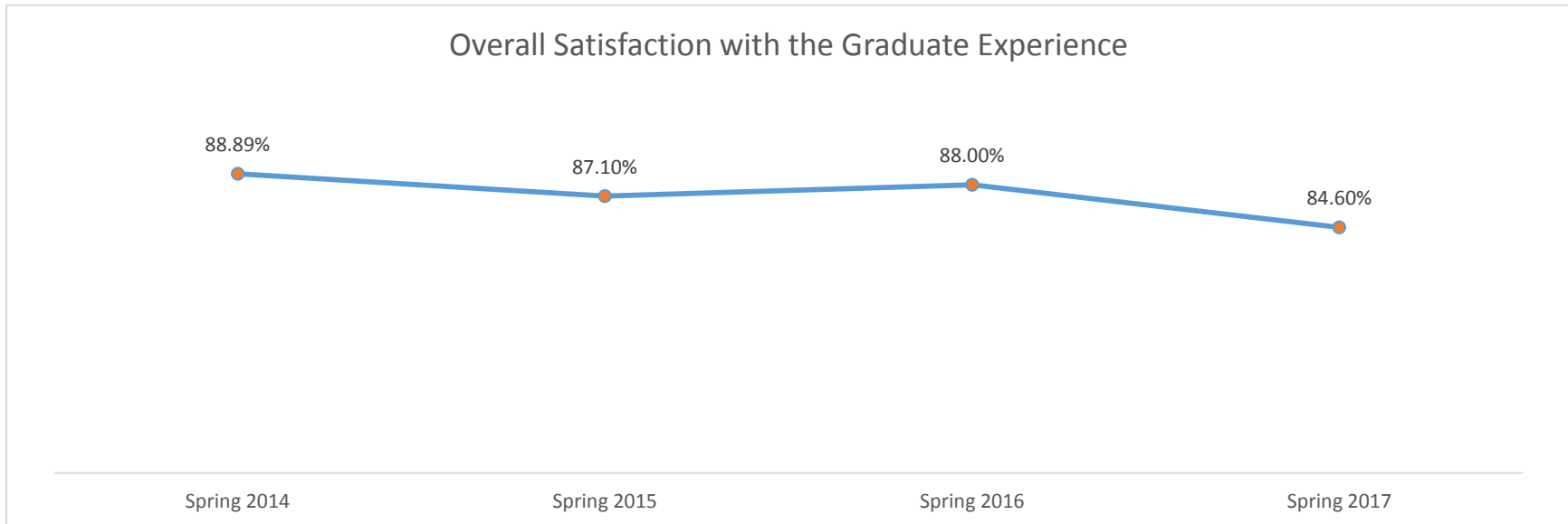
Academic Program	The narrow selection of courses and course times;
-------------------------	---

SUGGESTIONS FOR IMPROVEMENT (1)

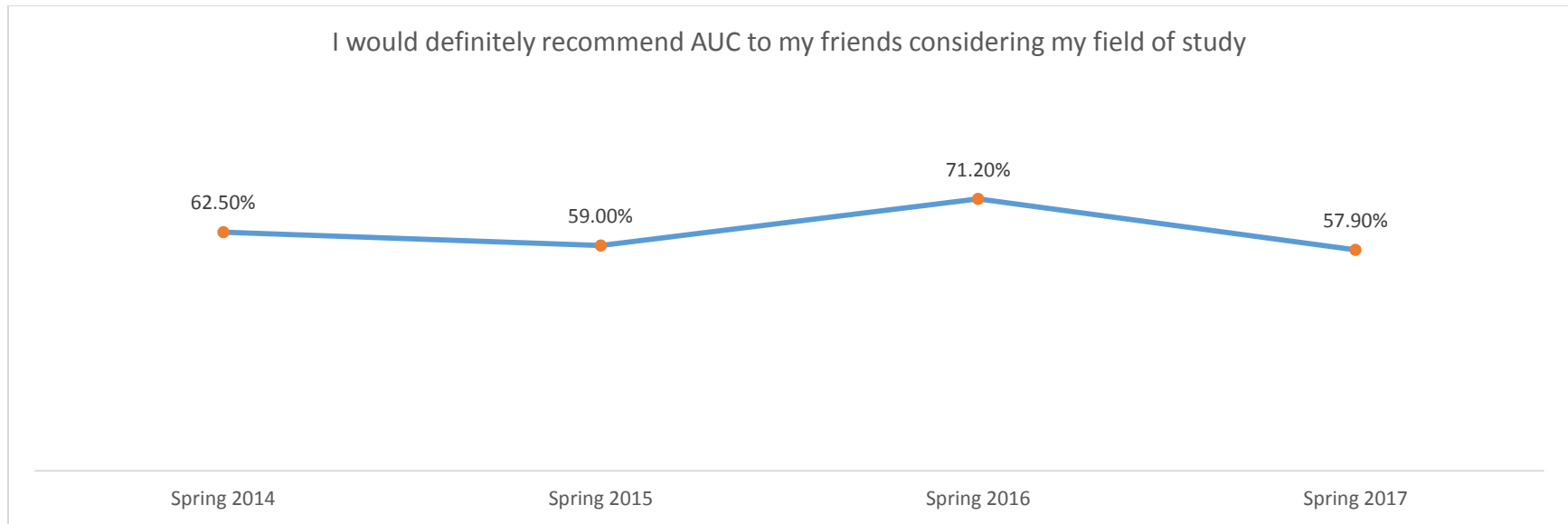
Faculty	I think AUC should work to do a better job making sure that faculty is paid sufficiently and that the benefits that they receive are sufficient so that AUC can retain high quality faculty.
----------------	--

PART VI: TRENDS

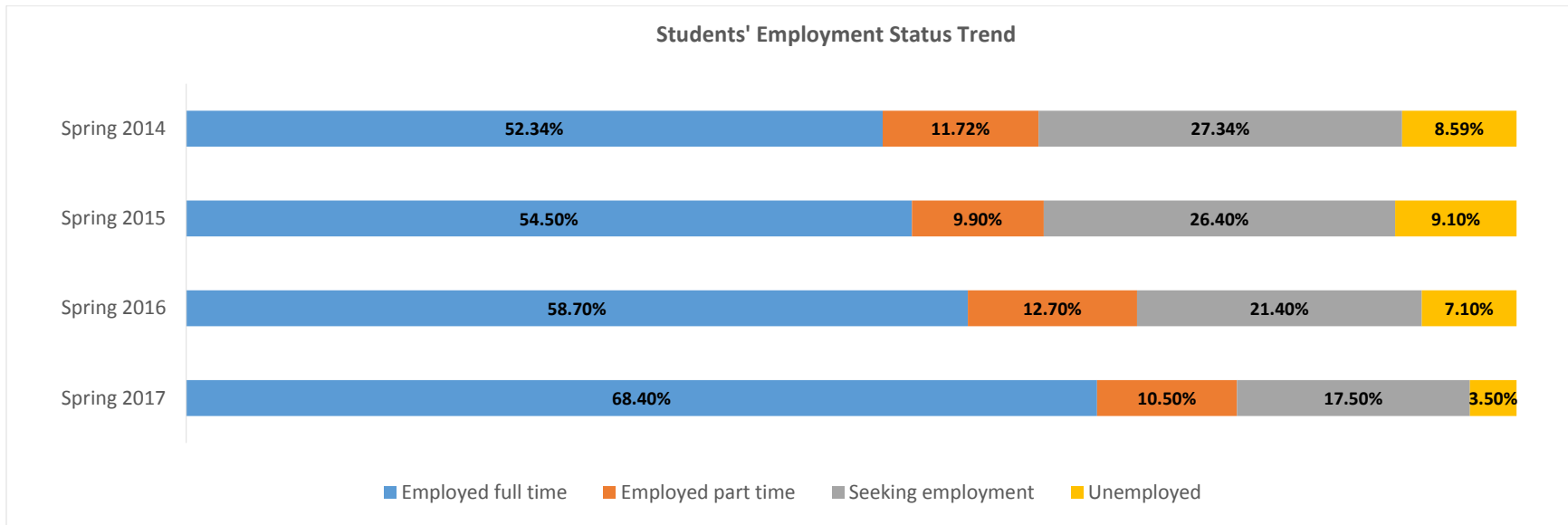
OVERALL STUDENT SATISFACTION



Graduate Exit Survey – Spring 17



EMPLOYMENT STATUS



INTENTION TO PURSUE A PHD

