



# GRADUATE STUDENT EXIT SURVEY REPORT

Fall 2020

## INTRODUCTION

The Graduate Student Exit study is administered every semester to all graduating students from MA/MS and PhD programs. The study aims to ensure the continuing quality of education provided by AUC to its graduate students, as well as get a feel for future graduate enrollments whether through student recommendations or pursuits of further post-graduate studies. The Graduate Student Exit study is typically mandatory to all students expecting to graduate each semester.

## METHODOLOGY

This survey has been designed and administered by the Office of Strategy Management and Institutional Effectiveness in cooperation with the Office of the Dean of Graduate Studies. All 132 GR students for Fall 2020 were invited to participate in the survey on the February 7<sup>th</sup>, 2021, followed by four reminders on the February 9<sup>th</sup>, 14<sup>th</sup>, 17<sup>th</sup>, and 21<sup>st</sup>. The survey was closed on the February 28<sup>th</sup>, yielding a total response rate of 57%.

## REPORT STRUCTURE

This report is divided into the following sections:

I – DEMOGRAPHIC INFORMATION

II – GR STUDENTS FEEDBACK

01 – ACADEMIC EXPERIENCE

02 – RATING OF THEIR EXPERIENCE AND PROVIDED SUPPORT SERVICES

03 – OVERALL STUDENT SATISFACTION

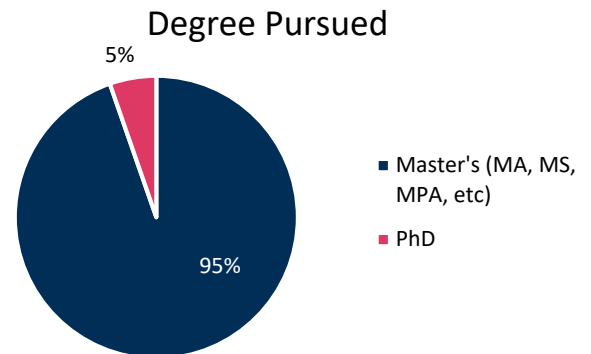
04 – OPEN-ENDED QUESTIONS

III – TRENDS FOR SELECTED QUESTIONS

# I. DEMOGRAPHIC INFORMATION

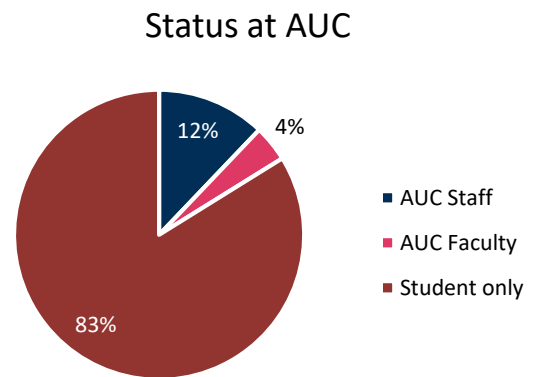
## DEGREE PURSUED AT AUC

Answer choices	Percentage	Count
Master's (MA, MS, MPA, etc)	95%	71
PhD	5%	4
Total Responses		75



## STATUS AT AUC

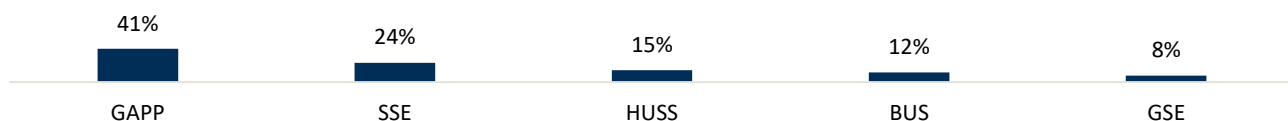
Answer choices	Percentage	Count
AUC Staff	12%	9
AUC Faculty	4%	4
Student only	83%	62
Total Responses		75



## SCHOOLS REPRESENTED

Answer choices	Percentage	Count
Global Affairs & Public Policy	41%	31
Sciences and Engineering	24%	18
Humanities and Social Sciences	15%	11
School of Business	12%	9
Graduate School of Education	8%	6
Total Responses		75

### Schools Represented



## SINGLE DEGREE BY SCHOOL

Primary Program	Count	Percentage
<b>Global Affairs and Public Policy (GAPP)</b>	<b>31</b>	<b>41%</b>
MA of Laws LLM in Int & Com. Law	7	9%
MA in Public Administration	5	7%
Master in Public Policy	5	7%
Migration and Refugee Studies	4	5%
TV. & Digital Journalism	3	4%
International Human Rights Law	3	4%
Journalism & Mass Comm	2	3%
Master of Global Affairs	1	1%
Gender & Women's St. in ME/NA	1	1%
<b>Science and Engineering (SSE)</b>	<b>18</b>	<b>24%</b>
Nanotechnology	4	5%
Sustainable Development	3	4%
PhD in Applied Science	3	4%
Biotechnology	2	3%
Construction Engineering	2	3%
Electronics & Communications Engineering	2	3%
Chemistry	1	1%
Computer Science	1	1%
<b>Humanities and Social Sciences (HUSS)</b>	<b>11</b>	<b>15%</b>
Egyptology & Coptology	3	4%
Sociology/Anthropology	2	3%
Teaching Arabic as a Foreign Language	2	3%
English & Comparative Literature	2	3%
Arabic Studies	1	1%
Political Science	1	1%
<b>School of Business (BUS)</b>	<b>9</b>	<b>12%</b>
Finance	4	5%
Master of Business Admin.	3	4%
Economics	1	1%
Economics in International Development	1	1%
<b>Graduate School of Education (GSE)</b>	<b>6</b>	<b>8%</b>
Int'l & Comparative Education	5	7%
Educational Leadership	1	1%

## DUAL DEGREES

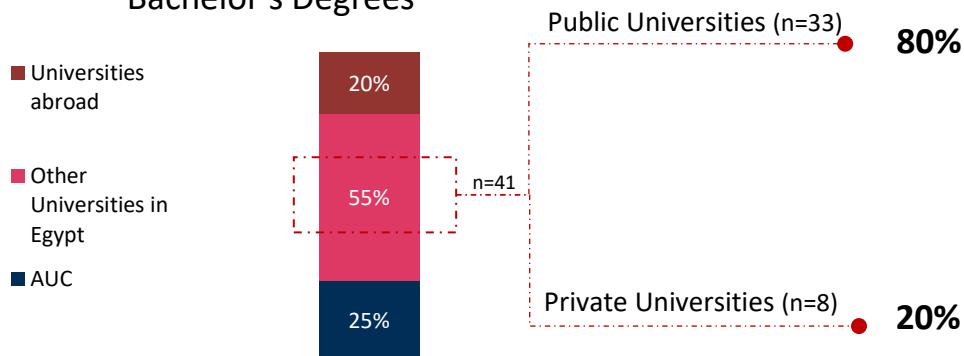
One of the 75 respondents obtained a dual degree.

Serial	Program 1	Program 2
1	Teaching Arabic as a Foreign Language (TAFL)	Arabic Studies (ARBS)

## UNDERGRADUATE DEGREE

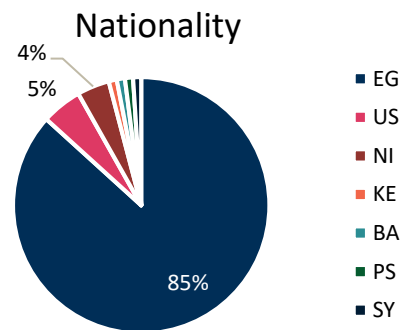
Answer choices	Percentage	Count
A university in Egypt other than AUC	55%	41
AUC	25%	19
A university outside Egypt	20%	15
Total Responses		75

### Universities Awarding Bachelor's Degrees



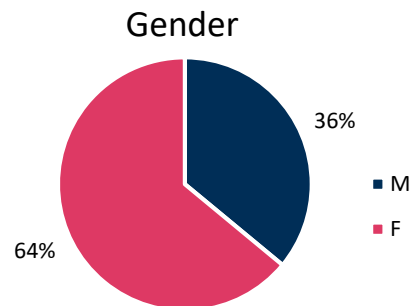
## NATIONALITY

Answer choices	Percentage	Count
EG	85%	64
US	5%	4
NI	4%	3
KE	1%	1
BA	1%	1
PS	1%	1
SY	1%	1
Total Responses		75



## GENDER

Answer choices	Percentage	Count
Female	64%	48
Male	36%	27
Total Responses		75

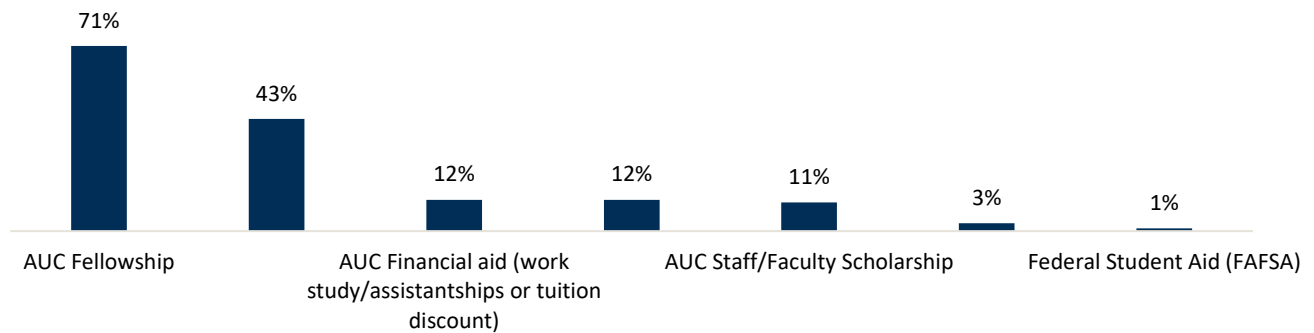


## TUITION FEES COVERAGE

HOW DID YOU COVER THE COST OF YOUR TUITION AT AUC ? CHECK ALL THAT APPLY.

Answer choices	Percentage	Count
AUC Fellowship	71%	53
Personal fund	43%	32
AUC Financial aid (work study/assistantships or tuition discount)	12%	9
Outside donor (Ford Foundation, Fulbright, your employer, etc.)	12%	9
AUC Staff/Faculty Scholarship	11%	8
Other (please specify)	3%	2
Federal Student Aid (FAFSA)	1%	1
Total Responses		75

Tuition Fees Coverage



Other (2 responses)

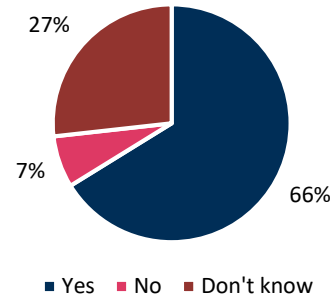
Serial	Verbatim
1	AGFE
2	Al Alfi PhD Fellowship in Applied Sciences and Engineering

## FUTURE ACADEMIC PLANS

### DO YOU INTEND TO PURSUE A PH.D.?

Answer choices	Percentage	Count
Yes	66%	47
No	7%	5
Don't know	27%	19
Total Responses		71

### Intent of Pursuing a PhD



### WHICH INSTITUTION(S) AND PHD PROGRAM(S) WOULD YOU CONSIDER TO JOIN?

PLEASE LIST YOUR TOP TWO OPTIONS, AND SPECIFY THE NAME OF THE INSTITUTION & COUNTRY

Primary MA/MS Program	Intended PhD Program	Intended Institution
<b>GAPP</b>		
Journalism & Mass Communications	-	Stanford University University of Chicago
TV. & Digital Journalism	Journalism Mass communication program	Educational institutions aren't specified yet. Most probably in UK or US
Master in Public Policy	-	University of Chicago
	MPhil/PhD Social Policy	London School of Economics and Political Science, UK
	Social & Policy Sciences MPhil and PhD	University of Bath
Master of Global Affairs	Master of Political Science	-
MA of Laws LLM in Int & Com. Law	-	Ain Shams University
	Euro-Mediterranean Studies PHD Program	Cairo University, Egypt
	JD	Harvard, USA UC Berkeley, USA
Finance	-	Cairo University
	-	London
Economics	-	University of Toronto, Canada McMaster University, Canada
	Public & Business Administration Nonprofit Development	-
<b>HUSS</b>		
Teaching Arabic as a Foreign Language	Not sure yet	Not sure yet
Sociology Anthropology	-	Freie Berlin university
	-	Cairo University
<b>SSE</b>		
BIOT: Biotechnology	-	AUC
Nanotechnology	Modelling of Heterogeneous Systems,	University of Warwick University of Michigan, USA University of California San Deigo, USA
	-	USA
	Nanotechnology	AUC
	Pharmacy	Ain Shams University

Construction Engineering	-	University of Auckland, New Zealand
Sustainable Development	Global Development and Public Health	AUC
	Sociology	Emory university, GA USA
	Environmental Engineering	-
	Public Policy	-
Electronics & Communication Engineering	-	Mainz University
	-	Frankfurt University
<b>BUS</b>		
Finance	-	Cairo University
	-	London
<b>GSE</b>		
Int'l & Comparative Education	-	Harvard School
	-	London School of Education
	Educational Policies	Harvard
Educational Leadership	-	AUC
	-	Arab Academy



## EMPLOYMENT INFORMATION

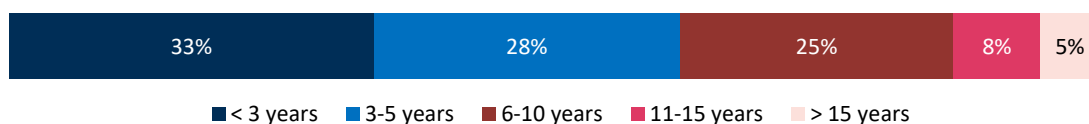
### CURRENT EMPLOYMENT STATUS

Answer choices	Percentage	Count
Employed full-time	67%	50
Unemployed, seeking employment	21%	16
Employed part-time	11%	8
Unemployed, not seeking employment	1%	1
Total Responses		75



### WORK EXPERIENCE AT PROGRAM START

Answer choices	Percentage	Count
< 3 years	33%	25
3 to 5 years	28%	21
6 to 10 years	25%	19
11 to 15 years	8%	6
> 15 years	5%	4
Total Responses		75



### POSTIVE IMPACT ON YOUR SALARY

Answer choices	Percentage	Count
Yes	79%	59
No	21%	16
Total Responses		75



## II. GRADUATE STUDENT FEEDBACK

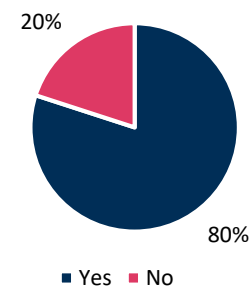
### 01- ACADEMIC EXPERIENCE

#### STUDENTS EXPERIENCE WITH WRITING A THESIS

##### IS WRITING A THESIS PART OF YOUR DEGREE PROGRAM REQUIREMENTS?

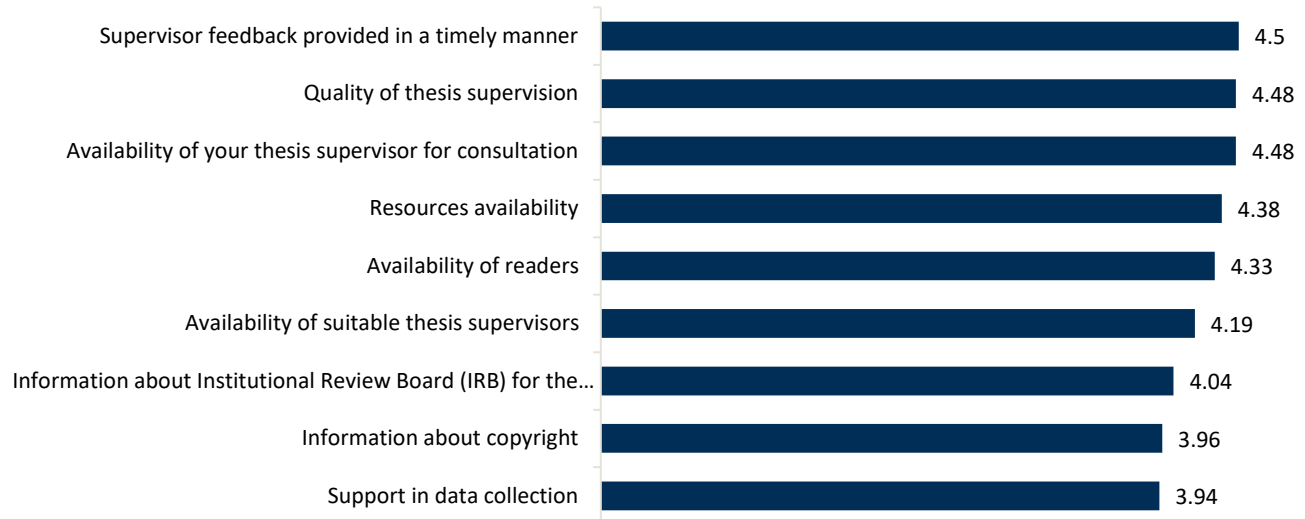
Answer choices	Percentage	Count
Yes	80%	60
No	20%	15
Total Responses		75

##### Thesis Required



##### PLEASE INDICATE YOUR LEVEL OF SATISFACTION WITH THE FOLLOWING:

Answer choices	Very satisfied		Satisfied		Neutral		Dissatisfied		Very dissatisfied		Not able to access		Total	WA
	%	C	%	C	%	C	%	C	%	C	%	C		
Supervisor feedback provided in a timely manner	67%	39	19%	11	12%	7	0%	0	2%	1	0%	0	58	4.5
Availability of your thesis supervisor for consultation	69%	40	16%	9	12%	7	2%	1	2%	1	0%	0	58	4.48
Quality of thesis supervision	60%	35	29%	17	9%	5	2%	1	0%	0	0%	0	58	4.48
Resources availability	48%	28	41%	24	10%	6	0%	0	0%	0	0%	0	58	4.38
Availability of readers	50%	29	36%	21	10%	6	3%	2	0%	0	0%	0	58	4.33
Availability of suitable thesis supervisors	48%	28	31%	18	12%	7	9%	5	0%	0	0%	0	58	4.19
Information about Institutional Review Board (IRB) for the Protection of Human subjects requirements	26%	15	34%	20	19%	11	2%	1	0%	0	19%	11	58	4.04
Information about copyright	26%	15	38%	22	22%	13	3%	2	0%	0	10%	6	58	3.96
Support in data collection	26%	15	31%	18	26%	15	0%	0	2%	1	16%	9	58	3.94



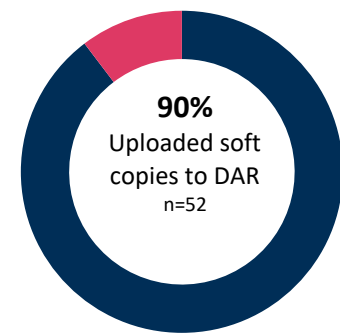
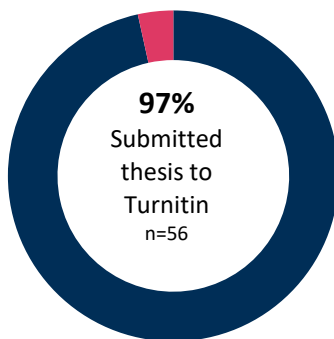
### HOW HELPFUL WAS/WERE YOUR SUPERVISOR(S) FOR EACH OF THE FOLLOWING ACTIVITIES?

Answer choices	Very helpful		Helpful		Not very helpful		Not helpful at all		Total	WA
	%	C	%	C	%	C	%	C		
Evaluation of thesis progress	67%	39	26%	15	7%	4	0%	0	58	3.6
Identification of a thesis/dissertation research topic	66%	38	28%	16	5%	3	2%	1	58	3.57
Support in research methodology	62%	36	33%	19	5%	3	0%	0	58	3.57
Mentoring and academic advising	64%	37	22%	13	14%	8	0%	0	58	3.5
Support in writing a thesis/dissertation proposal	53%	31	34%	20	12%	7	0%	0	58	3.41
Information about IRB	43%	25	34%	20	21%	12	2%	1	58	3.19



**PLEASE INDICATE WHETHER YOU HAVE ALREADY COMPLETED THE FOLLOWING WITH REGARDS TO YOUR THESIS SUBMISSION.**

Answer choices	Yes		No		Total
	%	Count	%	Count	
I have submitted my thesis to turnitin to check for plagiarism	97%	56	3%	2	58
I have submitted copies of the pre-final draft to my thesis supervisor and readers as directed	100%	58	0%	0	58
I have uploaded a soft copy of my thesis to the AUC DAR Repository	90%	52	10%	6	58



## WORKSHOPS

**HOW USEFUL<sup>1</sup> WAS EACH OF THE FOLLOWING WORKSHOPS TO YOU? IF YOU HAVE NOT ATTENDED, PLEASE SELECT "DID NOT ATTEND."**

Answer choices	Very useful		Useful		Not useful		Not useful at all		Did not attend		Total	WA
	%	C	%	C	%	C	%	C	%	C		
Grant proposal writing	4%	3	3%	2	0%	0	0%	0	93%	68	73	3.6
Academic integrity and research ethics	22%	16	23%	17	0%	0	0%	0	55%	40	73	3.48
Research methodology	12%	9	14%	10	0%	0	0%	0	74%	54	73	3.47
Literature review and abstract	16%	12	16%	12	1%	1	0%	0	66%	48	73	3.44
Thesis proposal writing	15%	11	11%	8	3%	2	0%	0	71%	52	73	3.43
Library research guidance	18%	13	19%	14	1%	1	0%	0	62%	45	73	3.43
Presentation skills	7%	5	8%	6	1%	1	0%	0	84%	61	73	3.33
Statistical package (SPSS, survey monkey, etc ...)	4%	3	7%	5	1%	1	0%	0	88%	64	73	3.22
How to apply for PhD	3%	2	7%	5	1%	1	0%	0	89%	65	73	3.13
Survey design & data analysis	4%	3	5%	4	0%	0	1%	1	89%	65	73	3.13

<sup>1</sup> Questions rated on a scale from 1 – 4: 4-Very useful, 3-Useful, 2-Not useful, 1-Not useful at all

### Workshop Usefulness: Average Ratings



### WHICH OF THESE WORKSHOPS THAT YOU'VE ATTENDED WOULD YOU RECOMMEND TO YOUR FELLOW COLLEAGUES AS THE MOST USEFUL?

Answer choices	Percentage	Count
Literature review and abstract	47%	21
Academic integrity and research ethics	44%	20
Library research guidance	40%	18
Research methodology	36%	16
Thesis proposal writing	29%	13
Presentation skills	18%	8
Statistical package (SPSS, survey monkey, etc ...)	11%	5
How to apply for PhD	11%	5
Grant proposal writing	7%	3
Survey design & data analysis	4%	2
If there are other workshops you would suggest that are not currently provided, please list them below		4
Total Responses		45

#### Suggested Workshops:

Serial	Verbatim
1	I uploaded on AUC Fount not DAR
2	Workshops that educate students and staff on cultural, racial, ethnic and institutional backgrounds- and how theses aspects should be respected.
3	N/A
4	How to apply for PhD program. Presentation skills workshop

**Top Six Recommended Workshops**  
In descending order of recommendation (n=45)



**47%** Literature Review & Abstract



**44%** Academic Integrity & Research Ethics



**40%** Library Research Guidance



**36%** Research Methodology



**29%** Thesis Proposal Writing

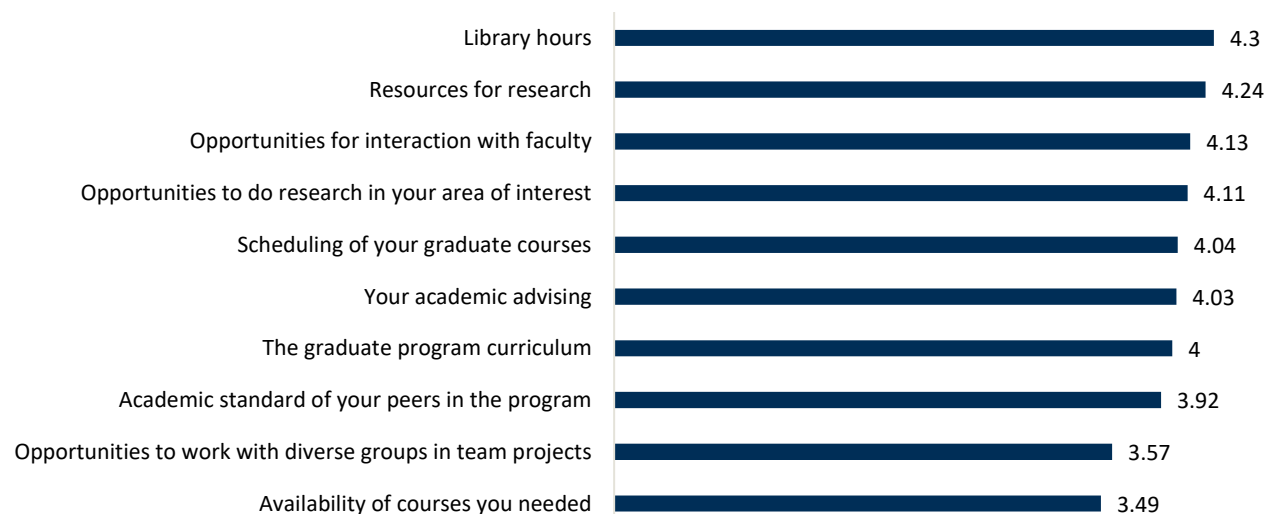


**18%** Presentation Skills

## QUALITY OF ACADEMIC FACTORS

PLEASE RATE<sup>2</sup> THE QUALITY OF EACH OF THE FOLLOWING:

Answer choices	Excellent		Very good		Good		Fair		Poor		Not able to assess		Total	WA
	%	C	%	C	%	C	%	C	%	C	%	C		
Library hours	45%	33	27%	20	10%	7	3%	2	1%	1	14%	10	73	4.3
Resources for research	41%	30	41%	30	12%	9	3%	2	0%	0	3%	2	73	4.24
Opportunities for interaction with faculty	44%	32	30%	22	19%	14	4%	3	1%	1	1%	1	73	4.13
Opportunities to do research in your area of interest	37%	27	40%	29	16%	12	3%	2	1%	1	3%	2	73	4.11
Scheduling of your graduate courses	40%	29	33%	24	21%	15	5%	4	1%	1	0%	0	73	4.04
Your academic advising	45%	33	23%	17	19%	14	5%	4	4%	3	3%	2	73	4.03
The graduate program curriculum	37%	27	37%	27	16%	12	8%	6	1%	1	0%	0	73	4.0
Academic standard of your peers in the program	26%	19	48%	35	14%	10	8%	6	1%	1	3%	2	73	3.92
Opportunities to work with diverse groups in team projects	25%	18	33%	24	22%	16	12%	9	7%	5	1%	1	73	3.57
Availability of courses you needed	23%	17	37%	27	15%	11	15%	11	10%	7	0%	0	73	3.49



<sup>2</sup> Questions rated on a scale from 1 – 5: 5-Excellent, 4-Very Good, 3-Good, 2-Fair, 1-Poor

## SKILL ENHANCEMENT

PLEASE INDICATE THE EXTENT<sup>3</sup> TO WHICH YOUR GRADUATE EDUCATION AT AUC IS ENHANCING THESE SKILLS.

Answer choices	To a great extent		To some extent		Not at all		Total	WA
	%	C	%	C	%	C		
Understand the principles of ethical conduct in research	73%	53	23%	17	4%	3	73	2.68
Keep up with current advances in your field	63%	46	34%	25	3%	2	73	2.6
Become an expert in your field	52%	38	48%	35	0%	0	73	2.52
Write quality papers ready for publication	56%	41	38%	28	5%	4	73	2.51
Collaborate with a team	53%	39	38%	28	8%	6	73	2.45
Present research results to an audience of peers or at a conference	48%	35	45%	33	7%	5	73	2.41
Become a team leader	49%	36	37%	27	14%	10	73	2.36
Be up to date with the latest research methods	44%	32	44%	32	12%	9	73	2.32
Supervise others	42%	31	44%	32	14%	10	73	2.29
Become a qualified teacher	42%	31	44%	32	14%	10	73	2.29
Write grant proposals	27%	20	30%	22	42%	31	73	1.85



<sup>3</sup> Questions rated on a scale from 1 – 3: 3-To a great extent, 2-To some extent, 1-Not at all



## 02- RATINGS OF THEIR EXPERIENCES AND PROVIDED SUPPORT SERVICES

### CAMPUS LIFE & SUPPORT SERVICES

PLEASE RATE<sup>4</sup> THE QUALITY OF EACH OF THE FOLLOWING SUPPORT SERVICES:

#### EXTENDED LEARNING

Answer choices	Excellent		Very good		Good		Average		Fair		Poor		Not able to assess		Total	WA
	%	C	%	C	%	C	%	C	%	C	%	C	%	C		
Conference, Research and Study Abroad Support Grants	24%	17	17%	12	9%	6	6%	4	1%	1	1%	1	41%	29	70	4.9
Graduate Students Academic Workshops	21%	15	33%	23	10%	7	4%	3	3%	2	3%	2	26%	18	70	4.77
Public lectures and seminars	21%	15	33%	23	13%	9	7%	5	0%	0	4%	3	21%	15	70	4.71

#### CAMPUS LIFE

Answer choices	Excellent		Very good		Good		Average		Fair		Poor		Not able to assess		Total	WA
	%	C	%	C	%	C	%	C	%	C	%	C	%	C		
WiFi services on campus	66%	46	20%	14	11%	8	0%	0	0%	0	0%	0	3%	2	70	5.56
E-mail and internet services	61%	43	23%	16	11%	8	3%	2	0%	0	0%	0	1%	1	70	5.45
Bus Transportation schedule	39%	27	23%	16	10%	7	3%	2	1%	1	1%	1	23%	16	70	5.17
Athletics department	29%	20	19%	13	7%	5	3%	2	0%	0	1%	1	41%	29	70	5.17
Medical department services	30%	21	17%	12	13%	9	1%	1	1%	1	0%	0	37%	26	70	5.16
Photocopy & printing services on campus	43%	30	27%	19	14%	10	1%	1	3%	2	1%	1	10%	7	70	5.13
Food service availability	34%	24	26%	18	21%	15	9%	6	3%	2	1%	1	6%	4	70	4.8
Payment of stipend for fellows	29%	20	11%	8	16%	11	6%	4	1%	1	7%	5	30%	21	70	4.55

<sup>4</sup> Questions rated on a scale from 1 – 6: 6-Excellent, 5-Very Good, 4-Good, 3-Average, 2-Fair, 1-Poor

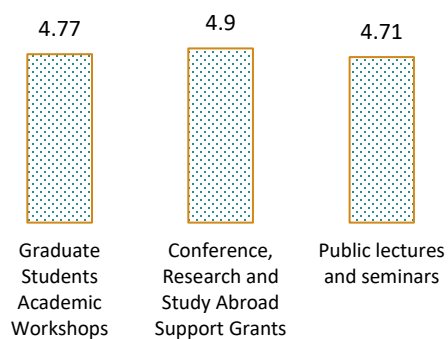
## SOCIAL & MENTORING

Answer choices	Excellent		Very good		Good		Average		Fair		Poor		Not able to assess		Total	WA
	%	C	%	C	%	C	%	C	%	C	%	C	%	C		
Student counseling center	13%	9	11%	8	4%	3	6%	4	0%	0	1%	1	64%	45	70	4.76
Student mentoring unit	9%	6	14%	10	7%	5	3%	2	0%	0	3%	2	64%	45	70	4.56
Graduate Student Association	14%	10	7%	5	9%	6	7%	5	3%	2	1%	1	59%	41	70	4.45
Social activities for graduate students	16%	11	13%	9	9%	6	10%	7	1%	1	9%	6	43%	30	70	4.1

## EMPLOYMENT

Answer choices	Excellent		Very good		Good		Average		Fair		Poor		Not able to assess		Total	WA
	%	C	%	C	%	C	%	C	%	C	%	C	%	C		
Teaching assistantship opportunities	23%	16	21%	15	11%	8	10%	7	3%	2	3%	2	29%	20	70	4.6
Work-study opportunities	17%	12	14%	10	17%	12	6%	4	1%	1	4%	3	40%	28	70	4.45
Career Center	16%	11	20%	14	19%	13	4%	3	3%	2	6%	4	33%	23	70	4.36
Internship opportunities	11%	8	14%	10	10%	7	4%	3	6%	4	9%	6	46%	32	70	3.92

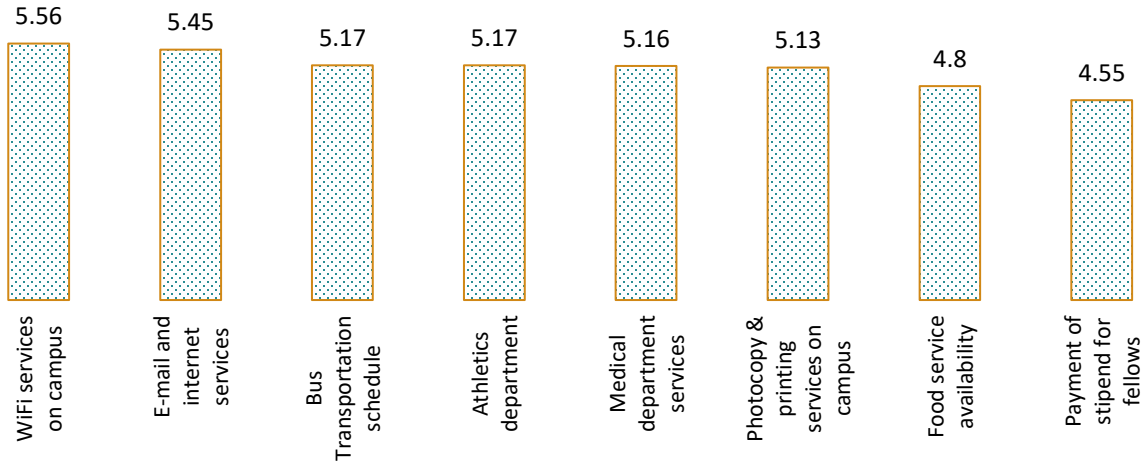
### Extended Learning



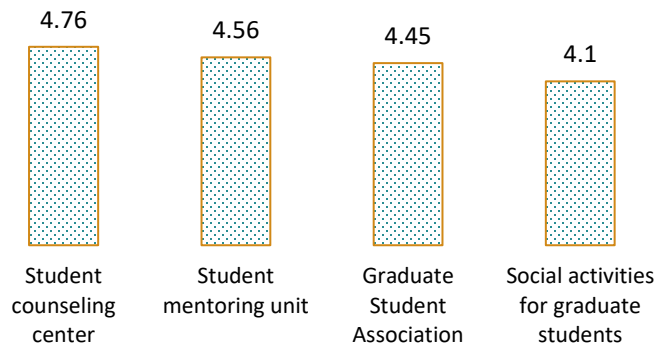
### Employment



### Campus Life



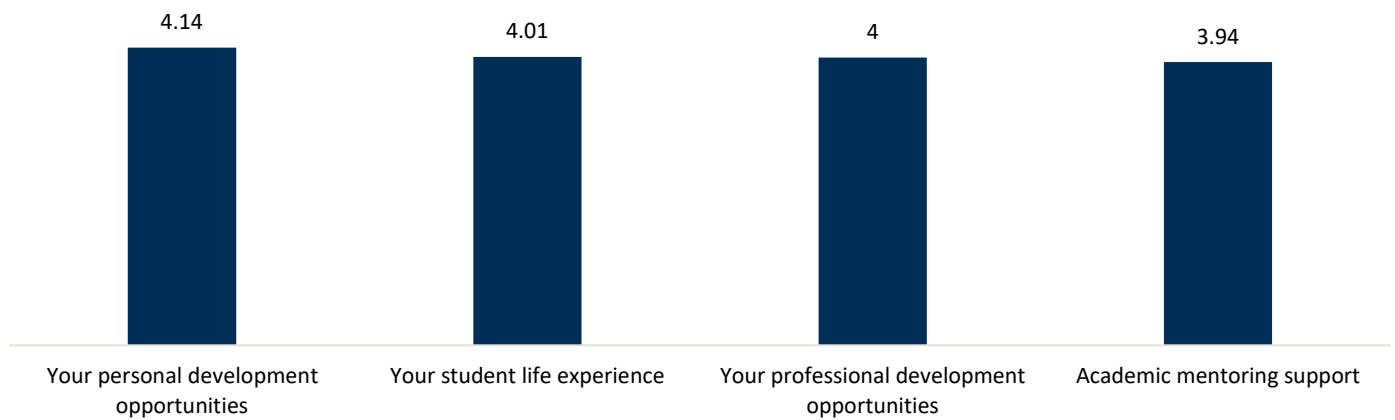
### Social & Mentoring



### 03- OVERALL STUDENTS SATISFACTION

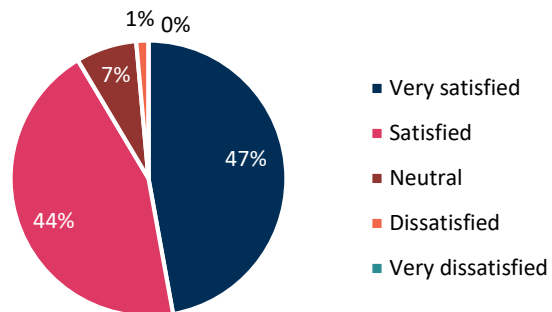
**OVERALL, AS A GRADUATE STUDENT AT AUC, HOW WOULD YOU RATE THE FOLLOWING?**

Answer choices	Excellent		Very good		Good		Fair		Poor		Total	WA
	%	C	%	C	%	C	%	C	%	C		
Your personal development opportunities	40%	28	39%	27	17%	12	4%	3	0%	0	70	4.14
Your student life experience	46%	32	26%	18	17%	12	7%	5	4%	3	70	4.01
Your professional development opportunities	36%	25	43%	30	11%	8	6%	4	4%	3	70	4.00
Academic mentoring support	40%	28	33%	23	16%	11	4%	3	7%	5	70	3.94



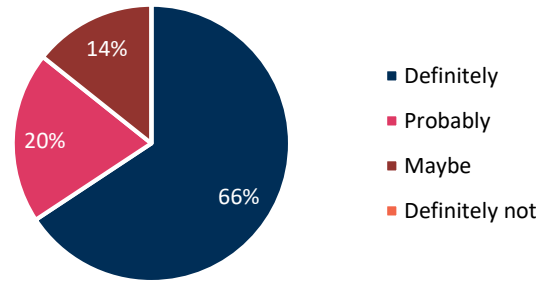
**OVERALL, INDICATE YOUR LEVEL OF SATISFACTION AS A GRADUATE STUDENT AT AUC.**

Answer choices	Percentage	Count
Very satisfied	47%	33
Satisfied	44%	31
Neutral	7%	5
Dissatisfied	1%	1
Very dissatisfied	0%	0
Total Responses		70



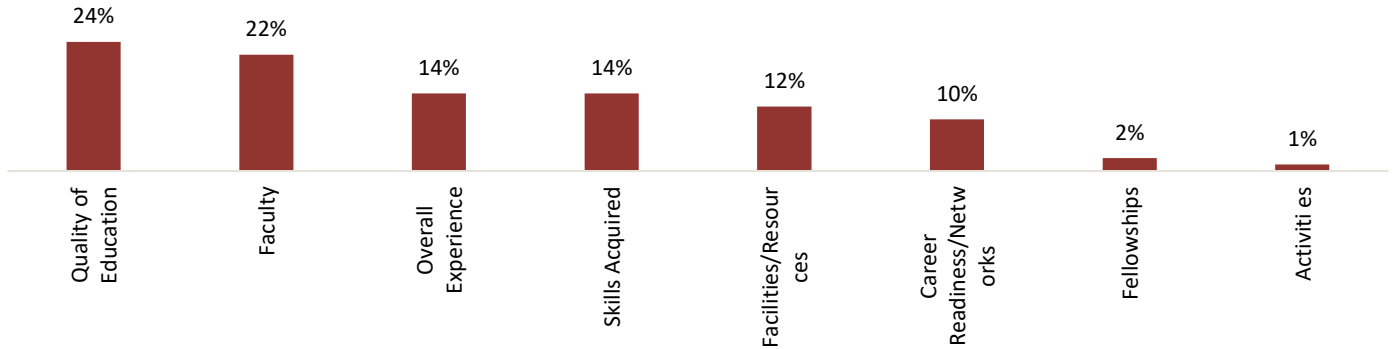
**WOULD YOU RECOMMEND AUC TO A FRIEND OR COLLEAGUE CONSIDERING YOUR FIELD OF STUDY?**

Answer choices	Percentage	Count
Definitely	66%	46
Probably	20%	14
Maybe	14%	10
Definitely not	0%	0
Please elaborate:		20
Total Responses		70

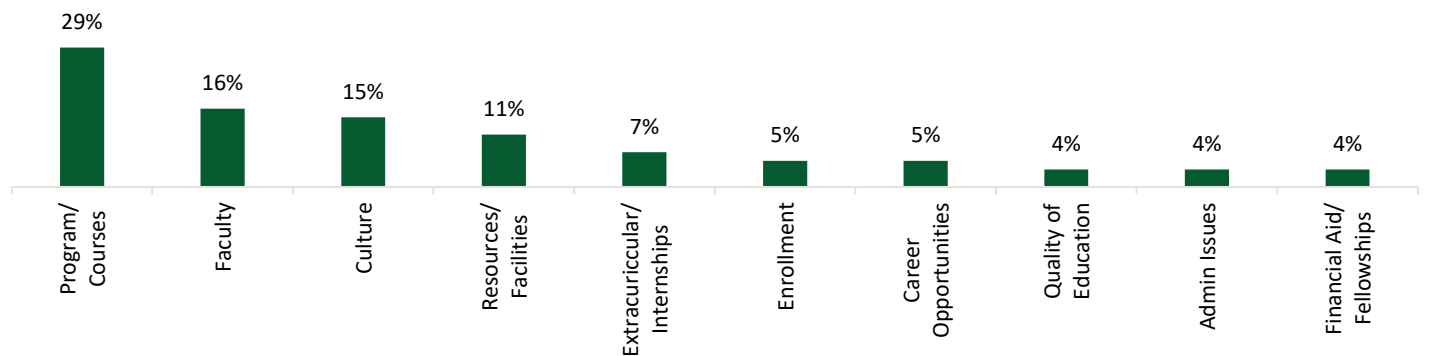


## 04- OPEN-ENDED QUESTIONS

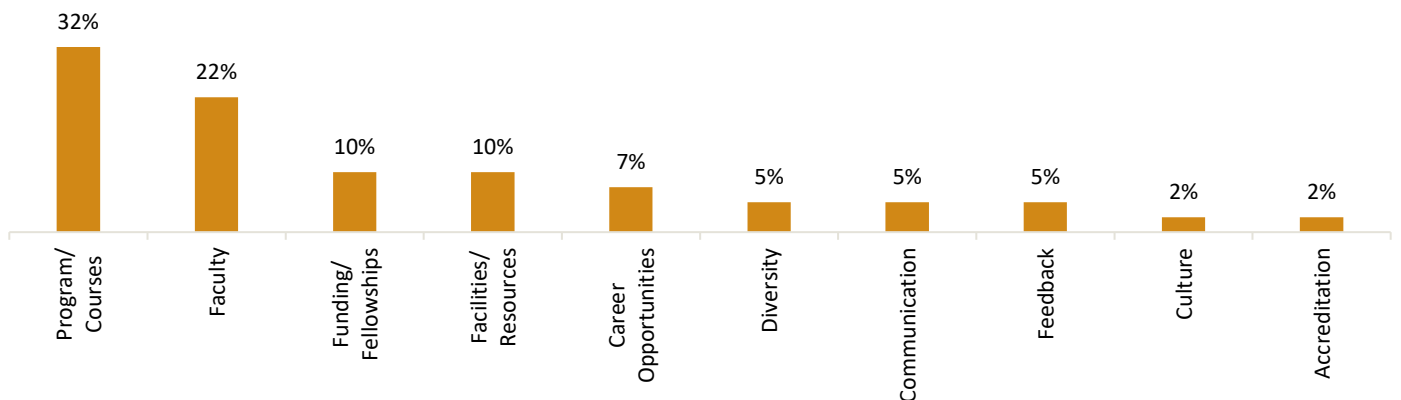
### WHAT ARE THE STRENGTHS OF YOUR GRADUATE EXPERIENCE AT AUC? (44 RESPONSES; 83 THEME MENTIONS)



### WHAT ARE THE WEAKNESSES OF YOUR GRADUATE EXPERIENCE AT AUC? (42 RESPONSES; 55 MENTIONS)



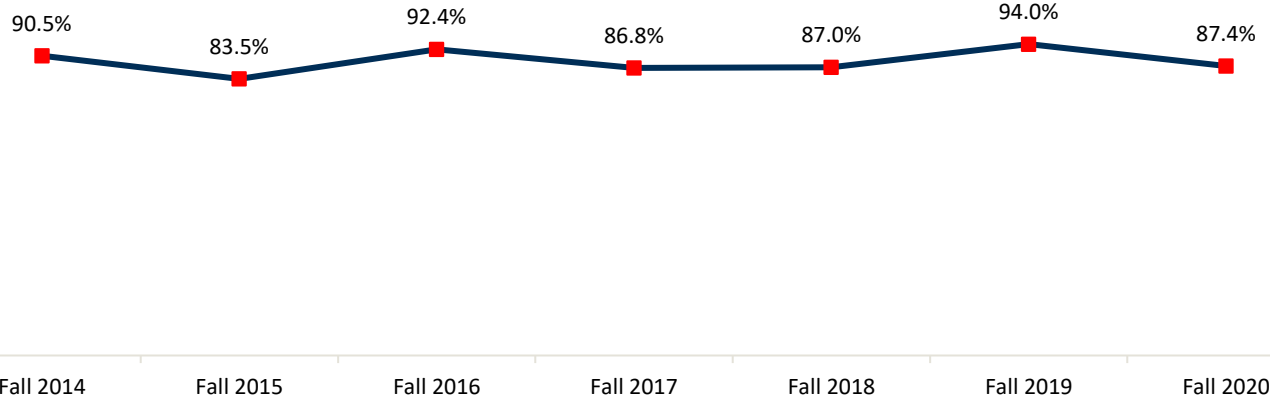
### ANY SUGGESTIONS FOR IMPROVEMENT ARE WELCOME. (29 RESPONSES; 41 MENTIONS)



### III. TRENDS ON KEY METRICS

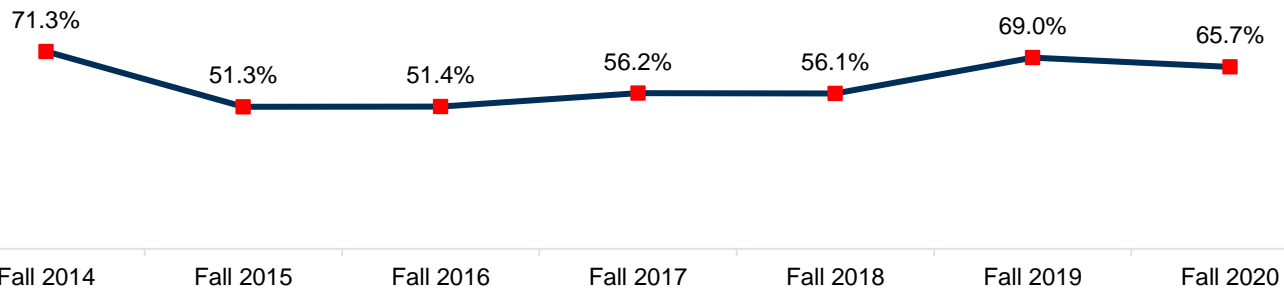
#### OVERALL STUDENT SATISFACTION<sup>5</sup>

Overall Satisfaction with the Graduate Experience



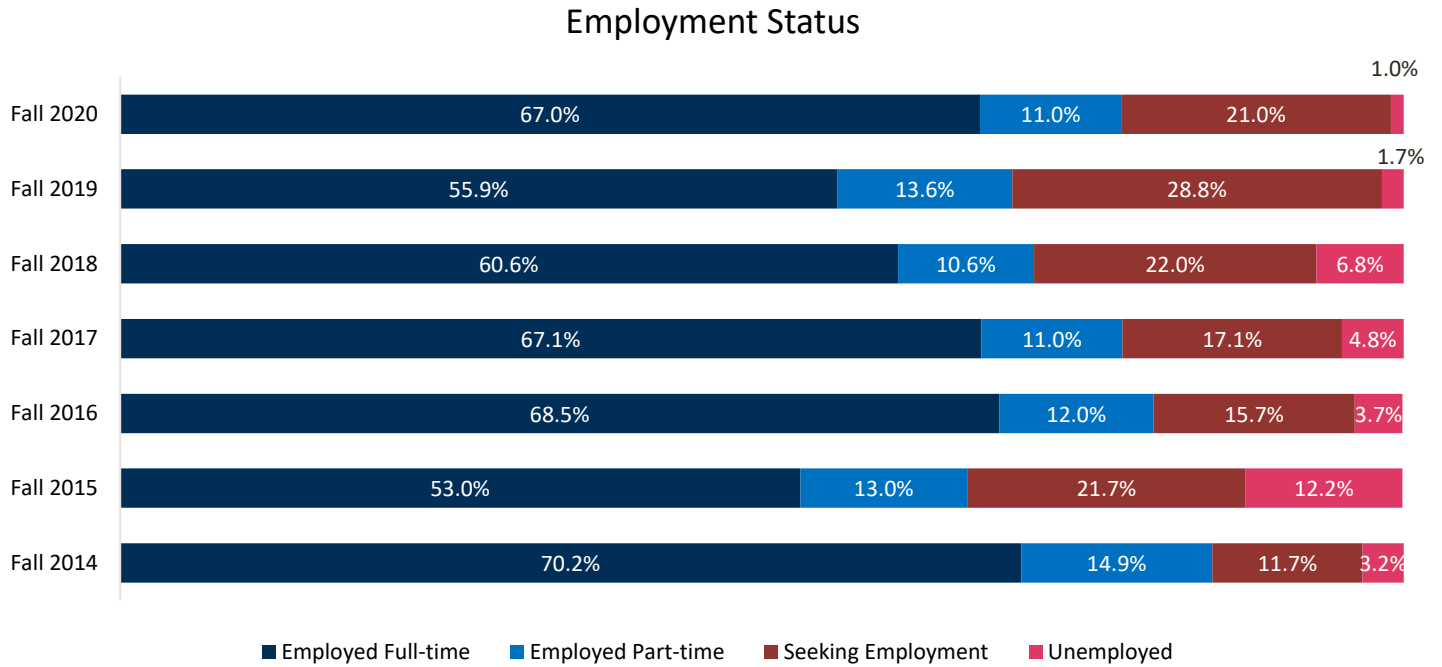
#### RECOMMENDATION

I would definitely recommend AUC to my friends considering my field of study



<sup>5</sup> Reported on an overall weighted average on a scale from 1 – 5: 5-Very satisfied, 4-Satisfied, 3-Neutral, 2-Dissatisfied, 1-Very dissatisfied

## EMPLOYMENT STATUS



## INTENTION TO PURSUE A PHD

Percentage of Respondents Intending to Pursue Graduate Studies

