



# FIRST SEMESTER FRESHMEN

FULL REPORT

FALL 2019

## STUDY OVERVIEW

---

### INTRODUCTION

The First-time Freshman survey is adapted from the Cooperative Institutional Research Program (CIRP) Freshmen Survey administered by the Higher Education Research Institutes (HERI). This survey is designed to provide a thorough understanding of the nature of our first-time freshmen students before they start classes at AUC. It collects information on our incoming class in terms of their academic engagement in high school, civic engagement, health and wellness, diversity, political and social views, and their future career plans.

### METHODOLOGY

This survey was administered by the Office of Strategy Management and Institutional Effectiveness. All newly admitted and paid freshmen (population: 1,042) were invited to participate in the survey on the 27<sup>th</sup> of August. Reminders to those who had not yet completed the survey were sent 2<sup>nd</sup> and 4<sup>th</sup> of September.

The survey was closed on the 8<sup>th</sup> of September, yielding a total response rate of 50%. Findings from this achieved sample size can be applicable to the total intended population with a  $\pm 3-5\%$  margin of error at a 95% confidence level.

### REPORT STRUCTURE

---

<b>EXECUTIVE SUMMARY</b>	<b>2</b>
<b>FINDINGS</b>	<b>4</b>
<b>DEMOGRAPHICS</b>	<b>4</b>
<b>HEALTH AND WELLNESS</b>	<b>5</b>
<b>CAREER PLANNING</b>	<b>6</b>
<b>SKILLS AND ABILITIES</b>	<b>7</b>
<b>STUDENT ENGAGEMENT</b>	<b>8</b>
<b>FUTURE OUTLOOK</b>	<b>11</b>
<b>APPENDIX</b>	<b>13</b>

## EXECUTIVE SUMMARY

### DEMOGRAPHICS

The average age among the incoming freshman class who have responded to the survey is expectedly 18, whereas the gender is skewed towards females (60%). Most of them (83%) plan to live with family, while 11% have booked at AUC dorms.

92% have graduated from private schools, whether in Egypt (a majority of 81%) or abroad. The top two certificates are American HS Diploma (35%) and British IG (32%), followed by Thanaweya Amma (Sciences taking the larger portion) and other international certificates. As for choice of university, AUC was the first choice for 78% of those who have responded from the incoming freshman class, mostly due to AUC's academic reputation (83%) as well as strong career prospects (74%).

Students mostly come from homes where both parents are alive and cohabitant (83%). On educational background, most students (85%) reported neither of their parents are AUC alum, with the highest level of education attained by either parent is a university degree (52% for fathers and 67% for mothers). However, 44% have reported their fathers have an additional graduate degree, as opposed to only 29% of students' mothers.

### HEALTH & WELLNESS

Most students (89%) are quite healthy, having reported no diagnosed disability or medical condition. They find their physical and emotional health (92% and 88%) to be at least average compared to the average person of their age.

Still, 42% felt frequently overwhelmed with all they have had to do over the past year, while 21% have felt depressed frequently. While most students have reported exercising over a typical week, spending an average of five hours), around 32% have spent less than hour or none at all).

### CAREER PLANNING

Business Administration is by far the most sought out major among the incoming class (25%), followed by engineering majors (five out of the top ten majors, adding up to 34%), where they expect to spend an average of four years to graduate. Students plan to obtain their bachelor's at AUC (52%), beyond which 50% plan to further earn a master's degree elsewhere (28% plan to obtain their graduate degrees at AUC).

### SKILLS AND ABILITIES

The incoming freshman class exhibit strong ability to cooperate with diverse people (42% place themselves in the highest 10% compared to others their age), show tolerance (38%) and good command of discussion of controversial issues (37%). Additionally, they express valuable soft skills such as understanding of others (77% rated themselves at least above average) and cooperativeness (72%). On a personal level, most are quite driven to achieve (77%), have strong academic ability (69%), and are competitive (65%). Least rated abilities include artistic ability (32% having rated themselves below average or bottom 10%) and public speaking ability (25%).

In terms of communication, members of the incoming class overall feel capable of working efficiently on their own (84% describe this ability to be very strong or somewhat strong). They are also able to communicate in English (71%), use information and critical thinking skills (74%), and work effectively in groups (75%). They feel least confident about their ability to communicate in Arabic (46%) and giving oral presentations (53%).

## STUDENT ENGAGEMENT

Students strongly believe in equal treatment regardless of religion and social class (86% and 87%, respectively), whereas 72% agree with gender equality. 48% agree or strongly agree that an individual, realistically speaking, can only do so much to bring about change.

As is typical with high school students, most (69% reported frequent use) have spent the majority of their time using internet for research and homework, and show active participation in class (48%). Most also appear to be quite social, having worked on group projects (50%) and studied with other students (35%).

Overall, students have spent most of their typical week socializing with friends or using social media (around 11 hours per week), and nine hours on studying or doing homework (34% have spent ten hours or more per week).

During their time on campus, most (75%) report it is a very good chance that they will participate in student clubs, and socialize with other cultures (60%). They also expect to excel academically, where 59% find it likely they will get at least a B average. Most find it unlikely they will transfer to another university or take courses at another university simultaneously with AUC (44% and 45%, respectively, report no chance of this happening).

## FUTURE OUTLOOK

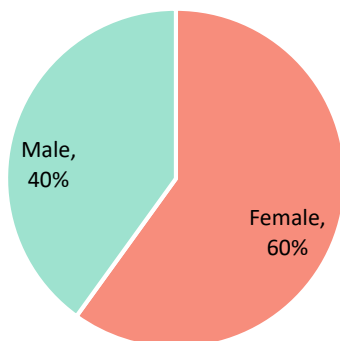
The incoming class exhibits some strong values, where 61% find helping others in times of need very important to them personally, and improving their understanding of diverse cultures (44%). On the other hand, most are success-driven, where 65% find it very important to be successful in their own business and being financially well-to-do (51%).

## FINDINGS

### DEMOGRAPHICS

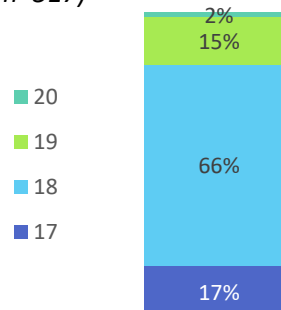
#### GENDER

(n=517)



#### AGE ON DECEMBER 31, 2019

(n=517)



Average Age  
**18**

#### RESIDENCY PLANS

Where do you plan to live during this semester? (n=517)

■ Family / relatives   ■ Other private home, apartment, or room   ■ AUC housing   ■ Other



#### HIGH SCHOOL CLASSIFICATION

From what kind of high school did you graduate? (n=510)

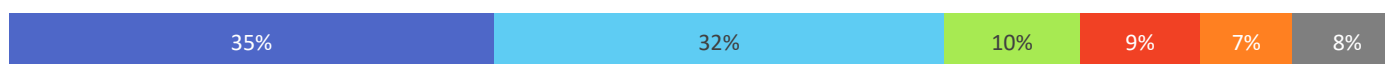
■ Private school in Egypt   ■ Private school in another country   ■ Public school in Egypt  
■ Public school in Middle East   ■ Public school outside Middle East



#### HIGH SCHOOL CERTIFICATION

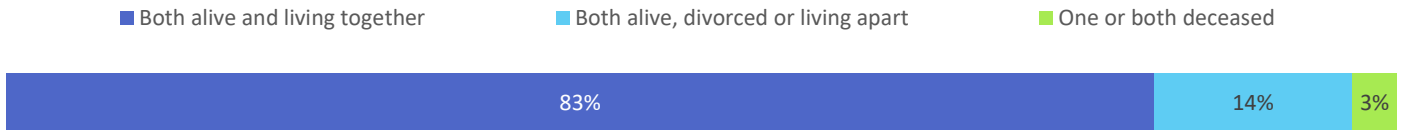
What type of high school certificate did you complete? (n=511)

■ American Diploma   ■ GCSE/ IGCSE   ■ Thanaweya Amma Sciences   ■ International Baccalaureate   ■ French Baccalaureate   ■ Other



## PARENTS' INFORMATION

Are your parents: (n=463)

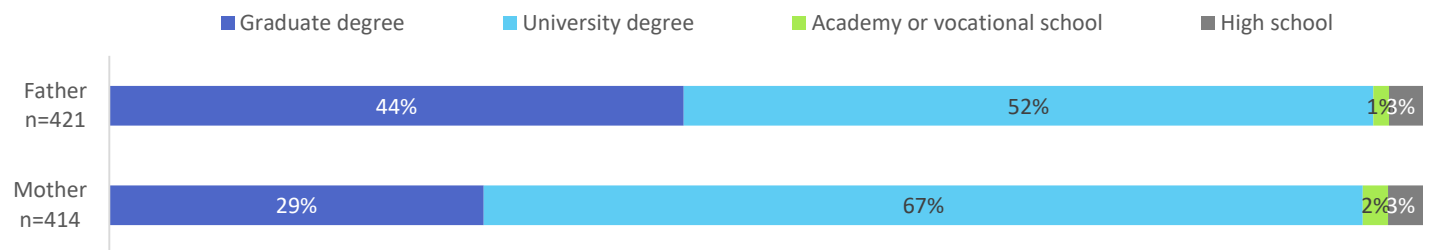


## PARENTS' EDUCATIONAL BACKGROUND

Did either or both of your parents attend AUC? (n=461)



What is the highest level of formal education obtained by your parents?



## CHOICE OF UNIVERSITY


Is AUC your: (n=480)



## REASONS AFFECTING DECISION TO ATTEND AUC

Below are some reasons that might have influenced your decision to attend AUC. How important was each reason in your decision to come here?

TOP THREE REASONS  
(rated very important)



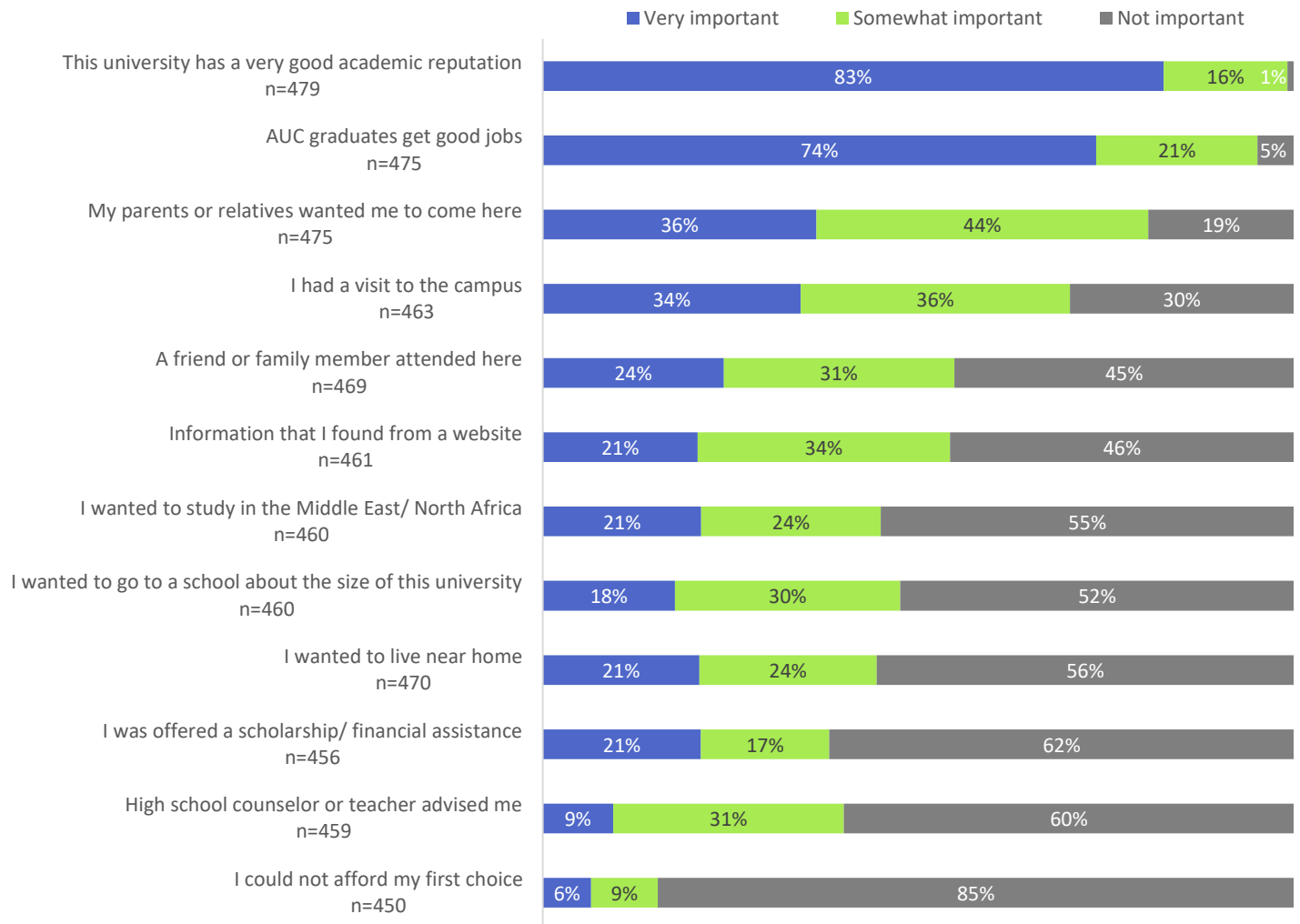
**83%** This university has a very good academic reputation



**74%** AUC graduates get good jobs



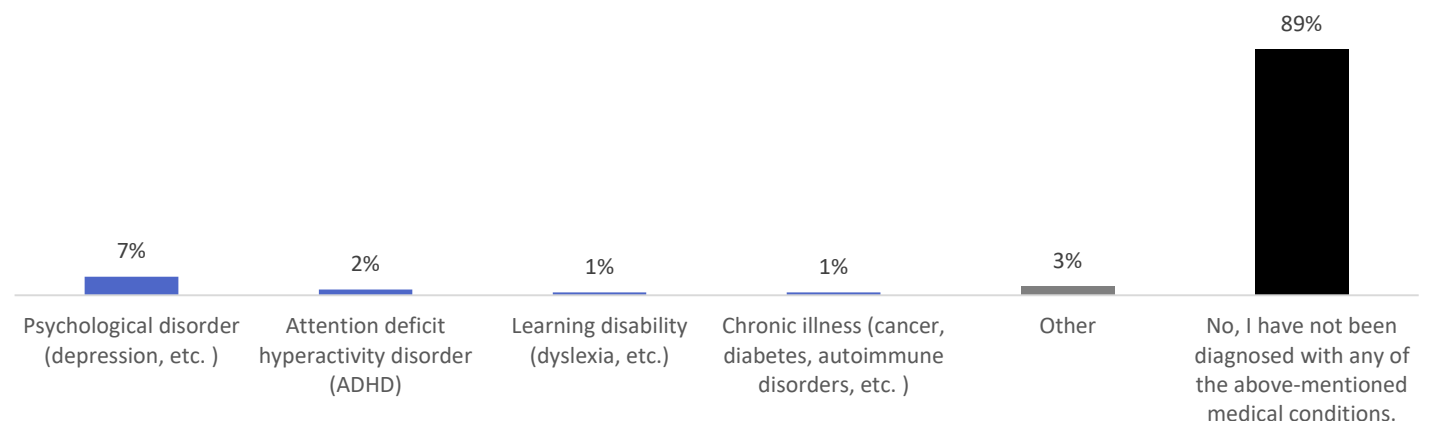
**36%** My parents or relatives wanted me to come here



## HEALTH AND WELLNESS

### MEDICAL CONDITIONS AND DISABILITIES

Have you been diagnosed with any of the following disabilities or medical conditions?<sup>1</sup> (n=400)

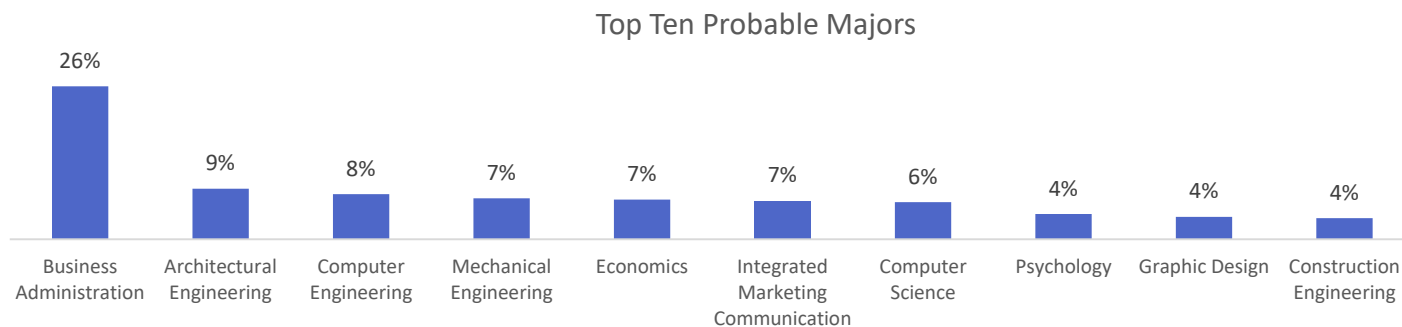


<sup>1</sup> For specific mentions under "Other", please refer to the Appendix.

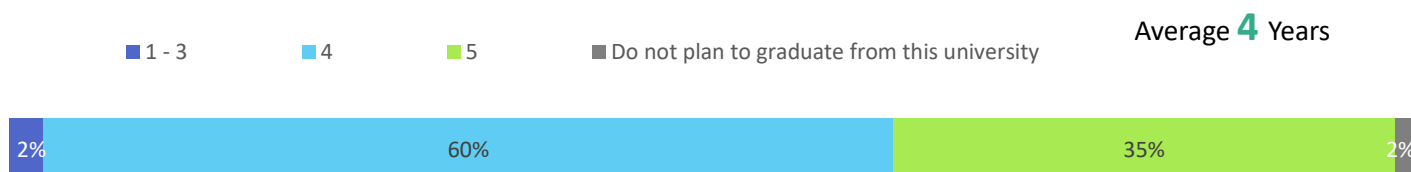
## CAREER PLANNING

### OBTAINING AN AUC DEGREE

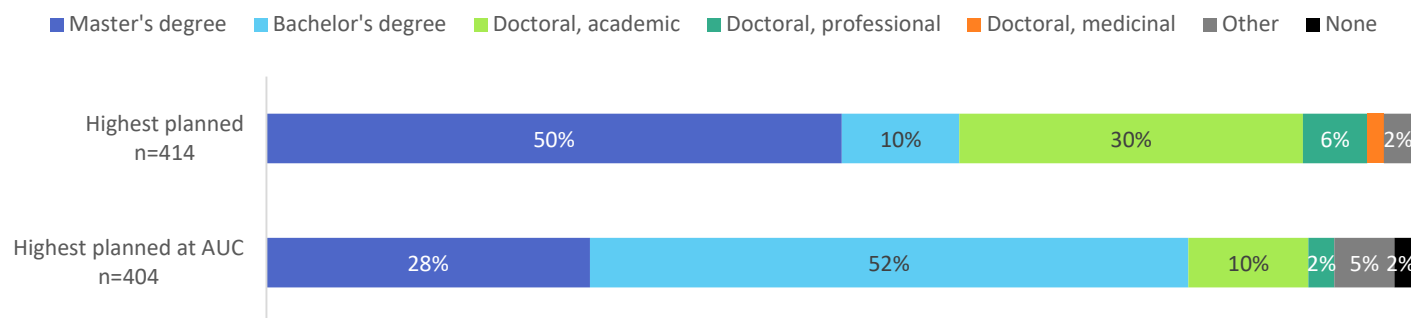
Please select your probable major<sup>2</sup>: (n=446)



How many years do you expect it will take you graduate from AUC? (n=452)



What is the highest academic degree that you intend to obtain in your lifetime?



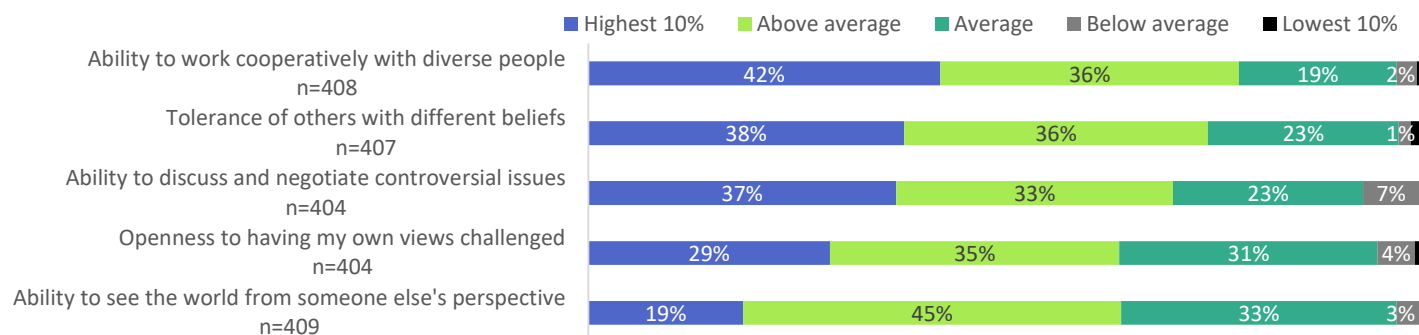
<sup>2</sup> For the full list of probable majors, please refer to the Appendix.



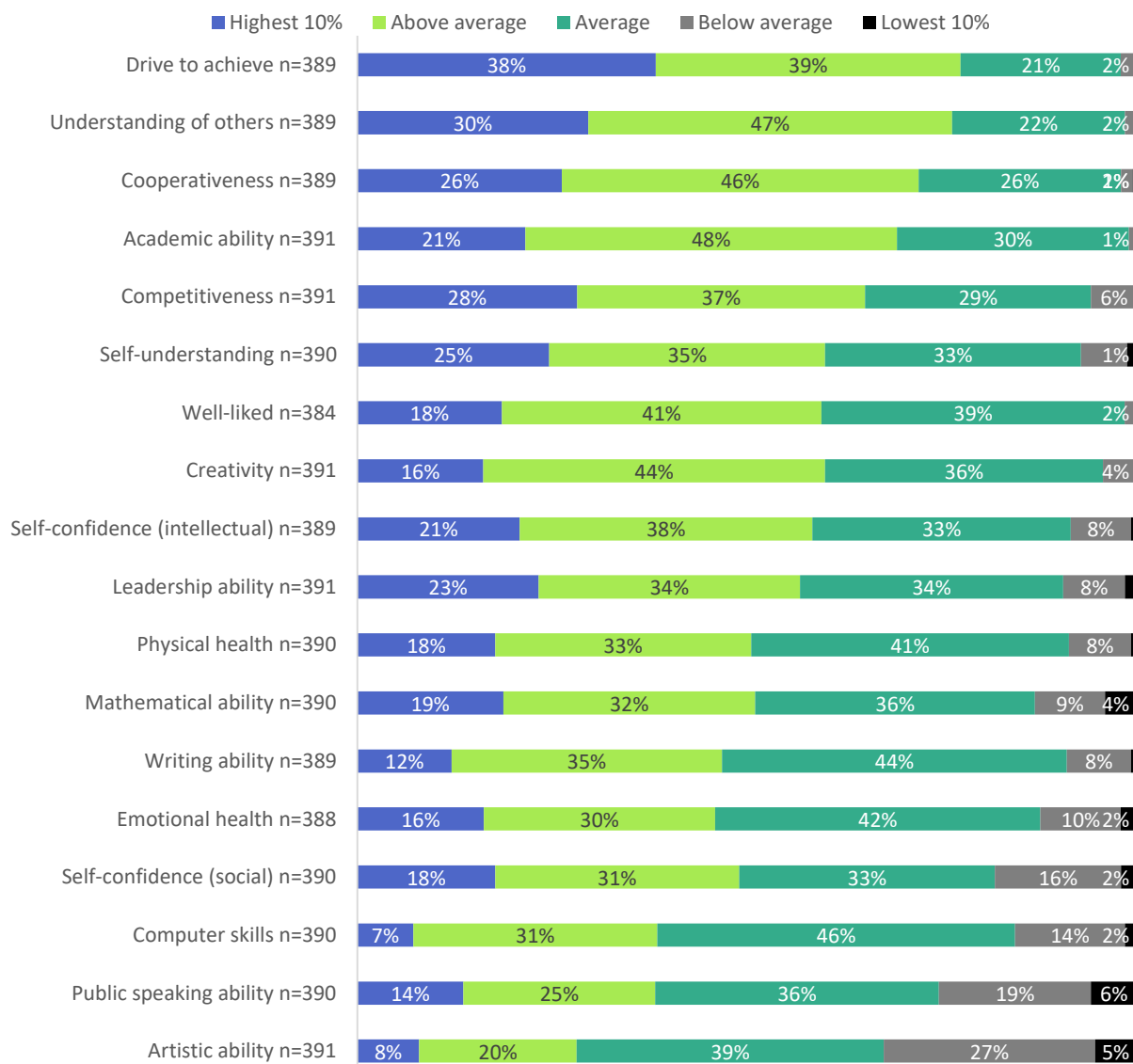
## SKILLS AND ABILITIES

### DIVERSITY

Rate yourself on each of the following traits as compared with the average person your age. We want the most accurate estimate of how you see yourself.

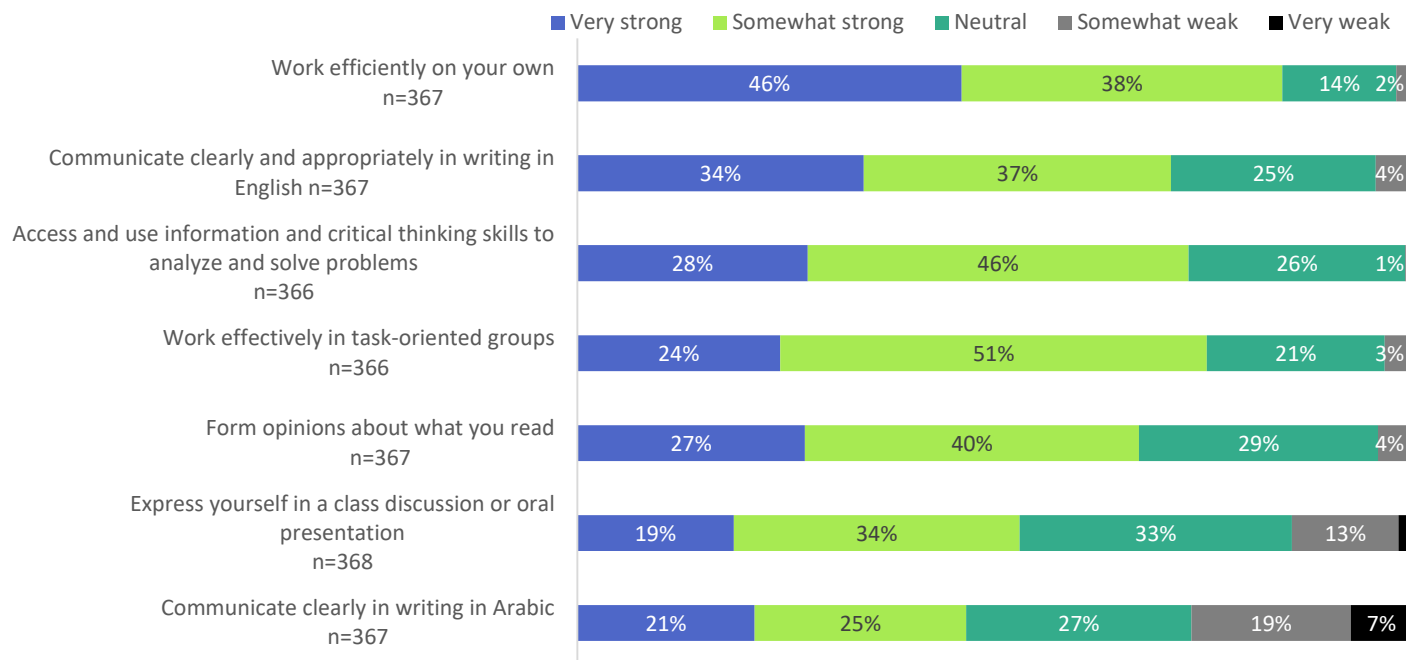


### TALENTS AND TECHNICAL SKILLS



## COMMUNICATION

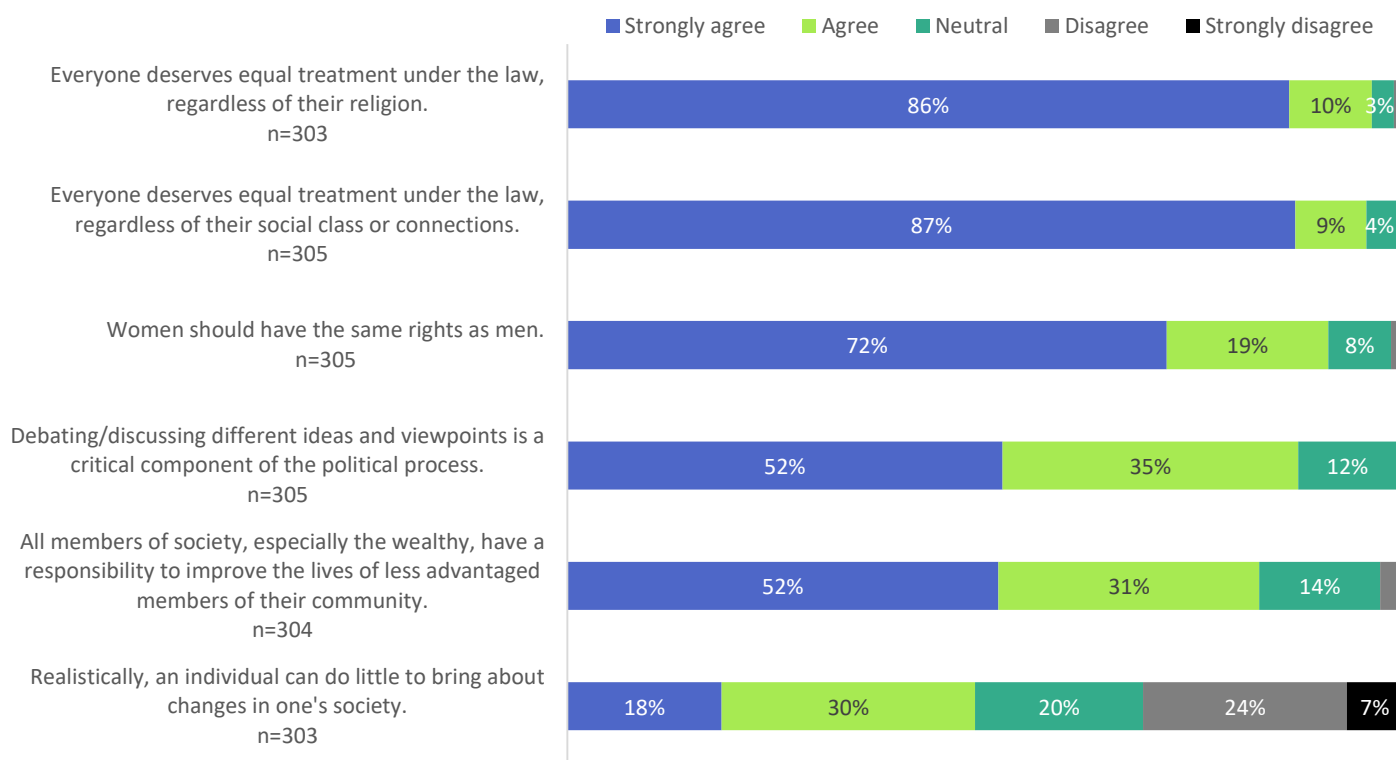
How would you describe your ability to do the following?



## STUDENT ENGAGEMENT

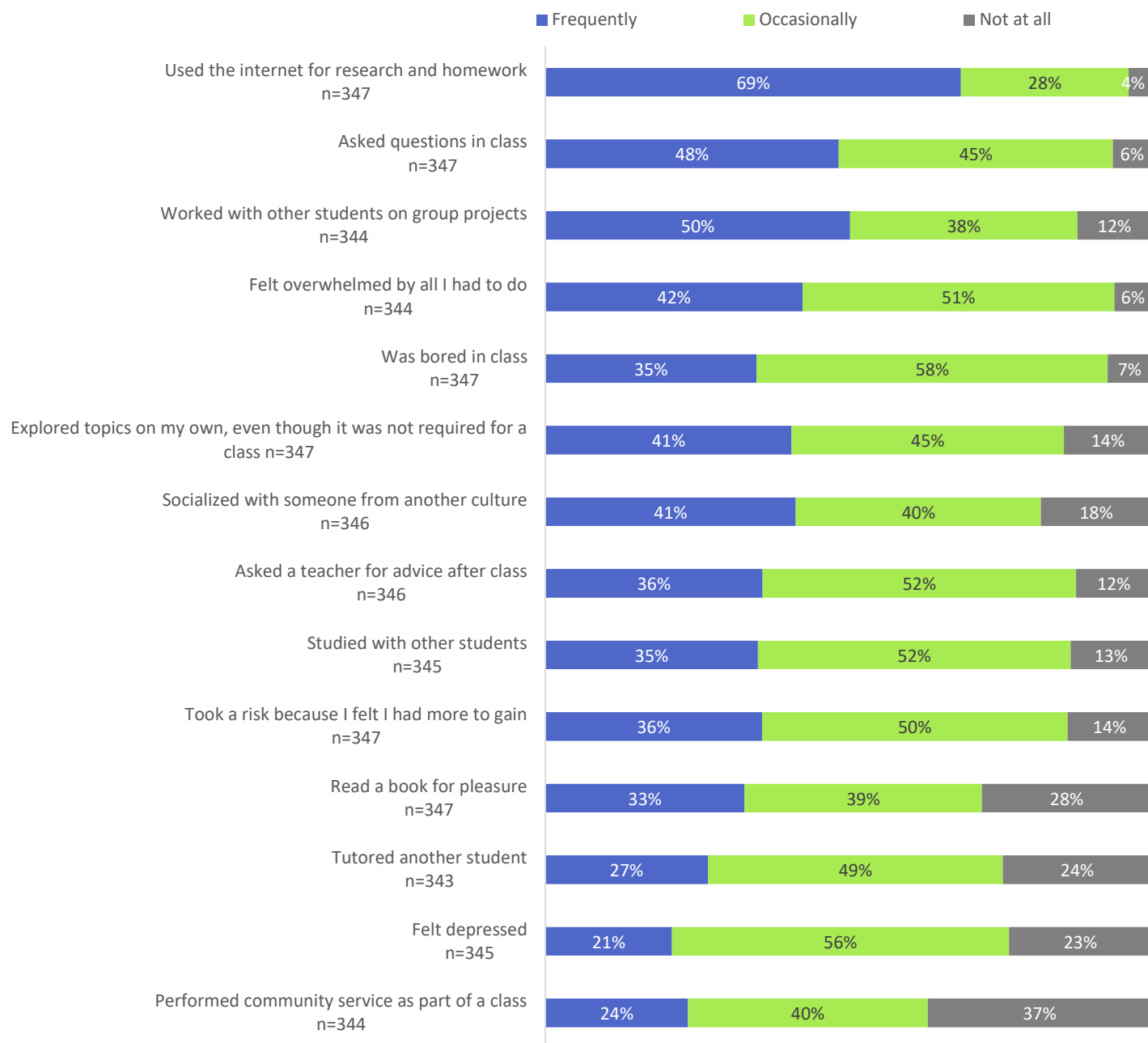
### POLITICAL AND SOCIAL VIEWS

Please state your level of agreement with the following:

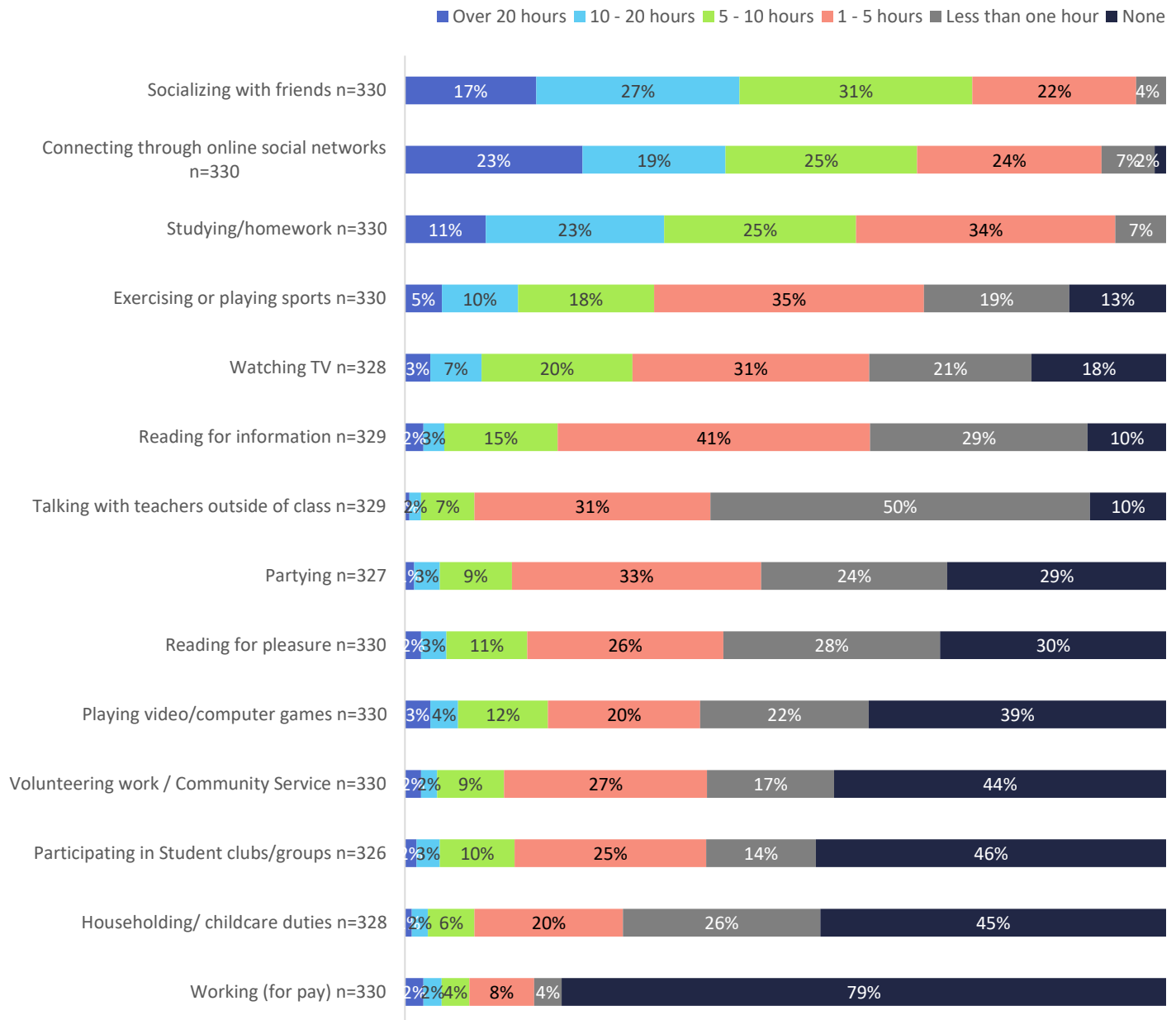


## SPENDING TIME

Please indicate how often the following statements occurred with you personally during the past year. (Mark one for each item)



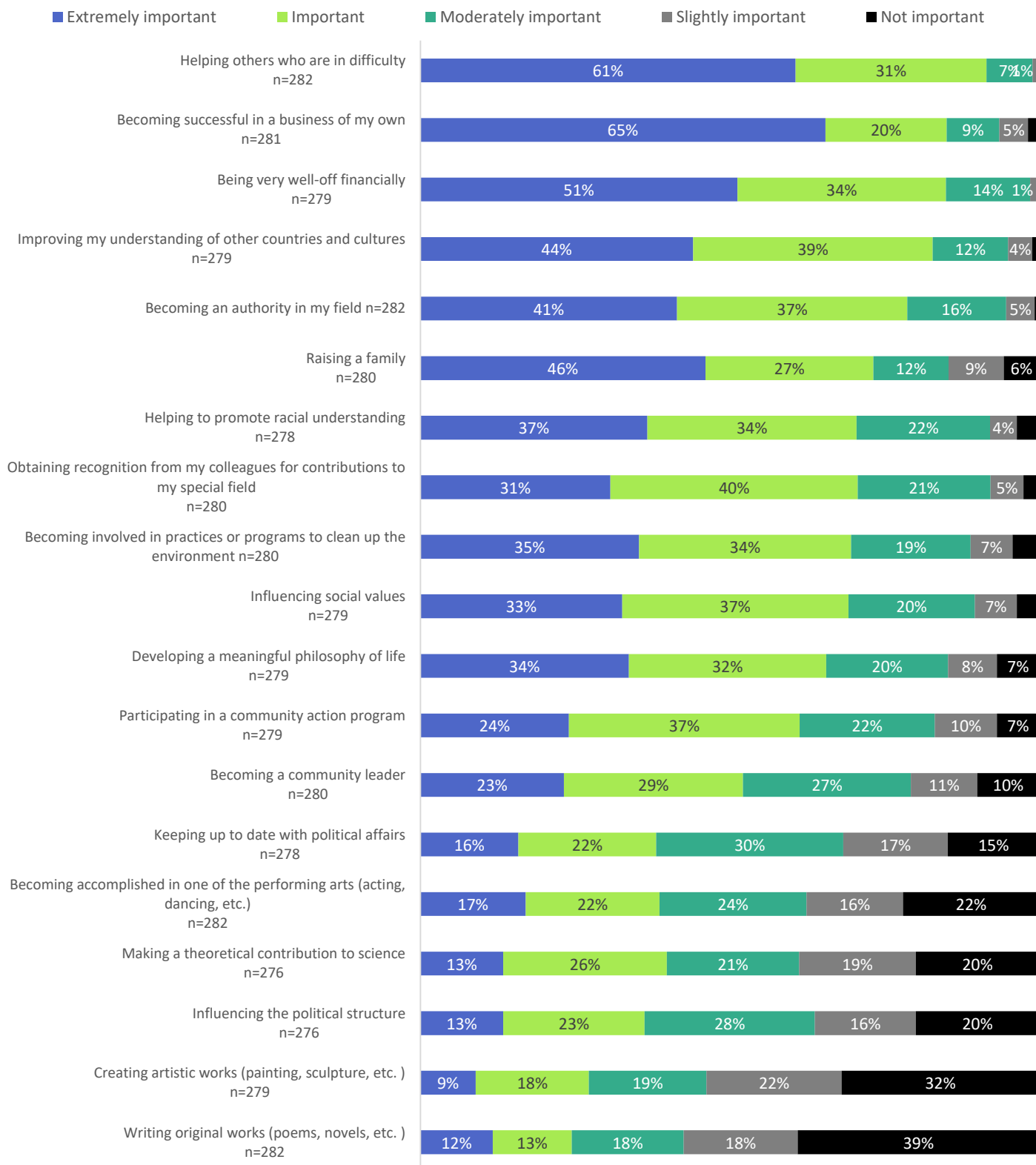
During your last year in high school, how much time did you spend during a typical week doing the following activities?



## FUTURE OUTLOOK

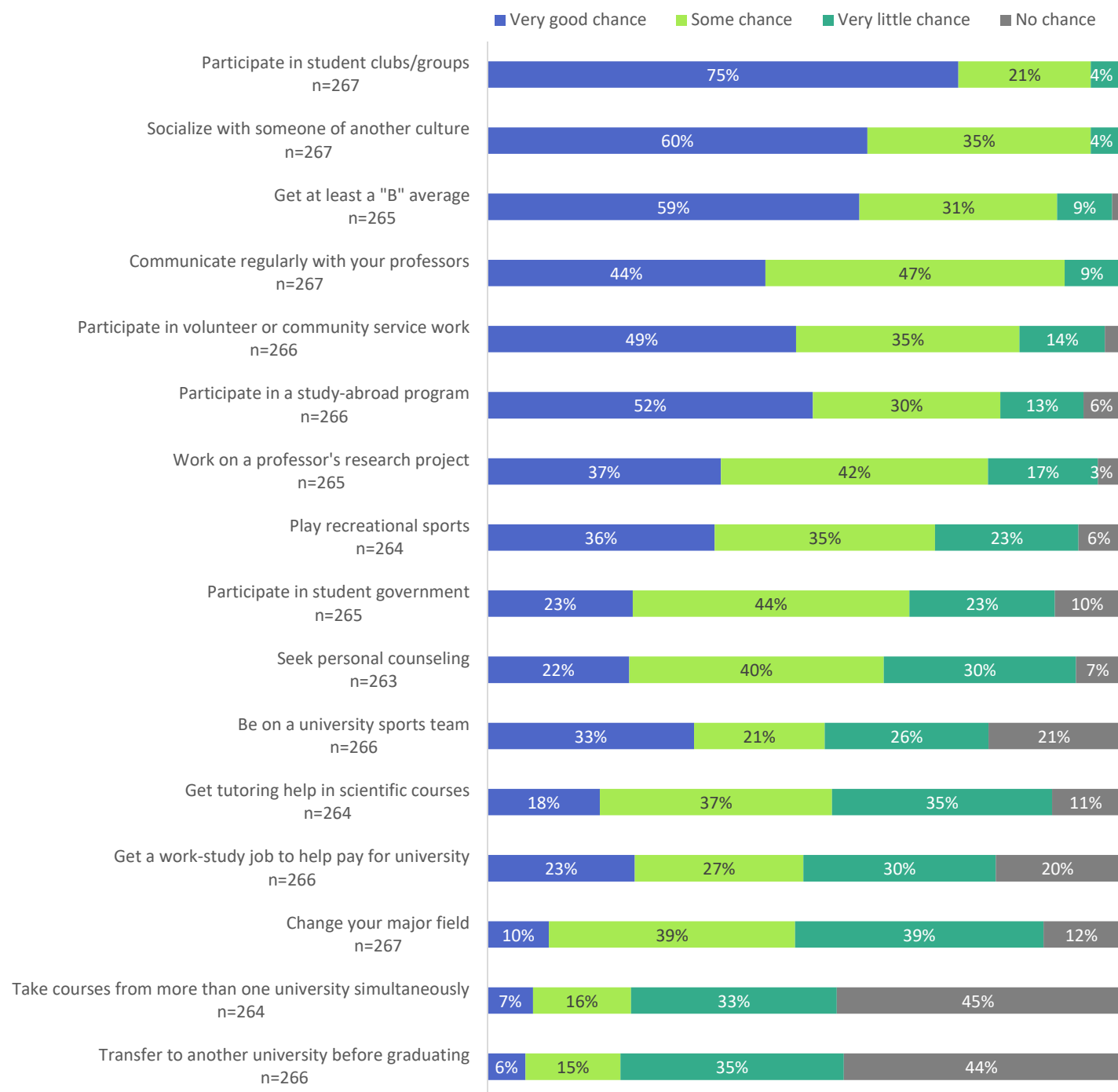
### IMPORTANT VALUES AND ACCOMPLISHMENTS

Please indicate the importance to you personally of each of the following: (Mark one for each item)



## ACTIVITIES AND BEHAVIOR

What is your best guess as to the chances that you will...? (Mark one for each item)



## APPENDIX

### DATA FROM “OTHER – PLEASE SPECIFY”

#### HAVE YOU BEEN DIAGNOSED WITH ANY OF THE FOLLOWING DISABILITIES OR MEDICAL CONDITIONS?

Serial	Verbatim Response
1	<i>I've had eyes and wrist surgeries</i>
2	<i>anxiety</i>
3	<i>Asthma</i>
4	<i>I have problem in my genes which makes me vulnerable to strokes and In May 2019 I suffered from brain stroke and stayed in the hospital for 2 weeks but I'm fine now just taking medicine to prevent any stokes</i>
5	<i>Allergy</i>
6	<i>Hypertension</i>
7	<i>sometimes high blood pressure</i>
8	<i>Asthmatic</i>
9	<i>I have somehow a short memory and at a certain time I lose focus</i>
10	<i>Vagus nerve</i>
11	<i>OCD</i>

### PLEASE SELECT YOUR PROBABLE MAJOR.

Major	Count	Percentage
BASE	446	100%
Business Administration, with concentrations in Marketing, Finance, Management of Information Systems and General Business (B.B.A.)	26%	115
Architectural Engineering (B.S.)	9%	38
Computer Engineering (B.S)	8%	34
Mechanical Engineering, with concentrations in Design, Industrial, Materials and Manufacturing, Mechatronics, and Power (B.S.)	7%	31
Economics (B.A.)	7%	30
Integrated Marketing Communication (B.A.)	7%	29
Computer Science (B.S)	6%	28
Psychology (B.A.)	4%	19
Graphic Design (B.A.)	4%	17
Construction Engineering, with concentrations in Construction Materials and Structures, Construction Management and Technology, and Environmental Engineering (B.S.)	4%	16
Political Science, with specializations in General Political Science, International Relations, Middle East Politics, and Political Economy (B.A.)	3%	14
Actuarial Science (B.S.)	2%	11

<b>Electronics and Communications Engineering (B.S)</b>	2%	11
<b>Communication and Media Arts (B.A.)</b>	2%	10
<b>Biology (B.S.)</b>	2%	9
<b>Petroleum Engineering, with concentrations in Energy Resources and Petrochemicals (B.S.)</b>	1%	6
<b>Management of Information and Communication Technology (B.B.A.)</b>	1%	5
<b>Accounting (B.A.C.)</b>	1%	4
<b>Multimedia Journalism (B.A.)</b>	1%	4
<b>Visual Arts (B.A.)</b>	1%	4
<b>Film (B.A.)</b>	1%	3
<b>Chemistry, with specializations in Clinical Chemistry, Industrial Chemistry, and Food Chemistry (B.S.)</b>	0%	2
<b>English and Comparative Literature (B.A.)</b>	0%	2
<b>Physics, with an option in Instrumentation (B.S.)</b>	0%	1