



AUC Faculty Orientation Survey
Evaluation Report
Fall 2021

The Office of Strategy Management and Institutional Effectiveness

Table of Contents

Introduction	3
<i>Administrative Summary.....</i>	<i>3</i>
Overall Orientation Experiences	4
Day-to-Day Session Evaluations	6
<i>Day 1.....</i>	<i>6</i>
<i>Day 2.....</i>	<i>7</i>
<i>Day 3.....</i>	<i>9</i>
<i>Day 4.....</i>	<i>11</i>
<i>Day 5.....</i>	<i>13</i>
<i>Day 6.....</i>	<i>15</i>

Introduction

The faculty orientation survey was designed and administered by the Office of Strategy Management and Institutional Effectiveness (SMIE) in collaboration with the Office of the Provost. For this administration, the survey was divided into two surveys to boost the response rate: the first survey evaluated the first two days of the orientation, while the second assessed the remaining days (three to six) along with the overall experience. This report combines faculty responses to both surveys to provide a complete presentation of the Fall 2021 faculty orientation experiences.

Administrative Summary

First Survey: Days 1-2

A total of 35 invitations were sent out to newly hired faculty members on the second day of the Fall 2021 orientation (on August 26th, 2021). The Office of the Provost provided the population. A reminder was sent to those who had not responded to the survey on August 29th, 2021, and a total of 24 responses were received, representing a response rate of 69%.¹

Second Survey: Days 3-6

The invitations for the second survey were sent out to newly hired faculty members on September 1st, 2021, with a reminder on September 2nd, 2021, to those who had not responded to the survey. A total of 20 responses were received, representing a response rate of 57%.

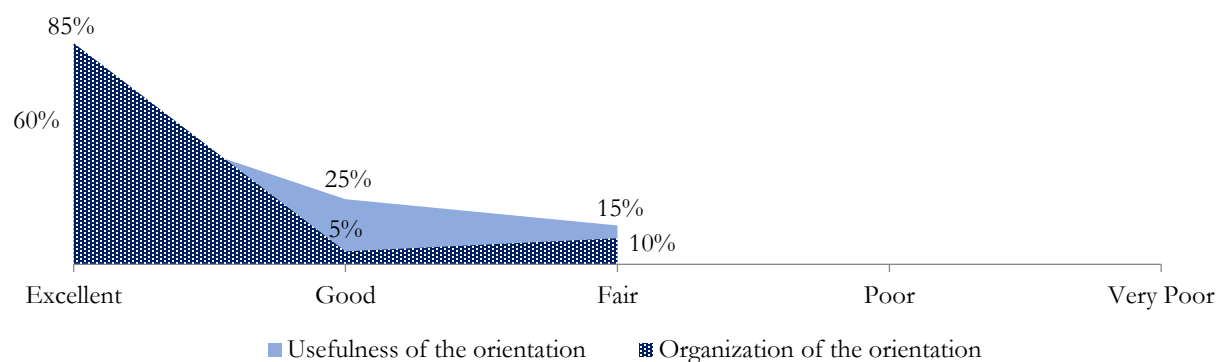
¹ This and all percentages that follow are rounded up to the nearest digit.

Overall Orientation Experiences

Q: Please rate your satisfaction with the overall usefulness & organization of the orientation:

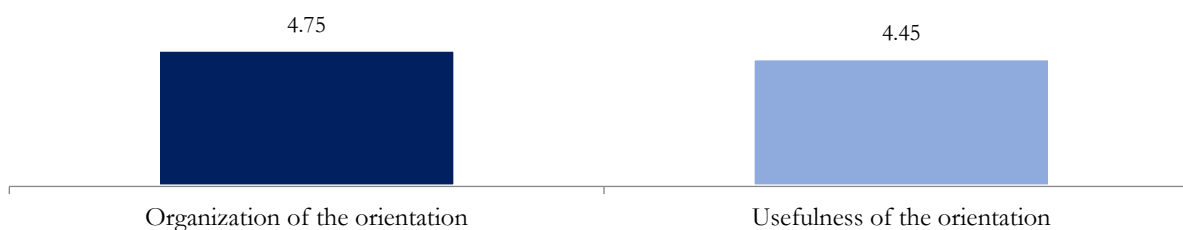
85% of respondents thought the organization of the orientation was excellent, with 5% thinking it was good and 10% considering it fair. As for the event's usefulness, 60% perceived it as excellent, 25% thought it was good, and 15% considered it fair. It is worth noting that no respondents perceived either aspect as poor or very poor.

Overall Satisfaction with Orientation (%)



In terms of weighted averages, while respondents were quite satisfied with the orientation, they were slightly more satisfied with the organization (WA: 4.75) than the orientation usefulness (WA: 4.45).

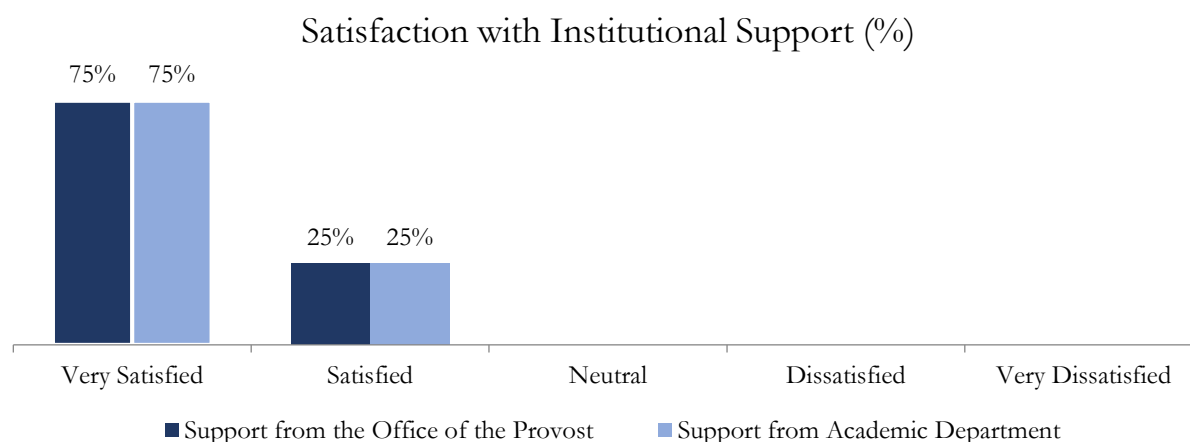
Overall Satisfaction with Orientation (WA)



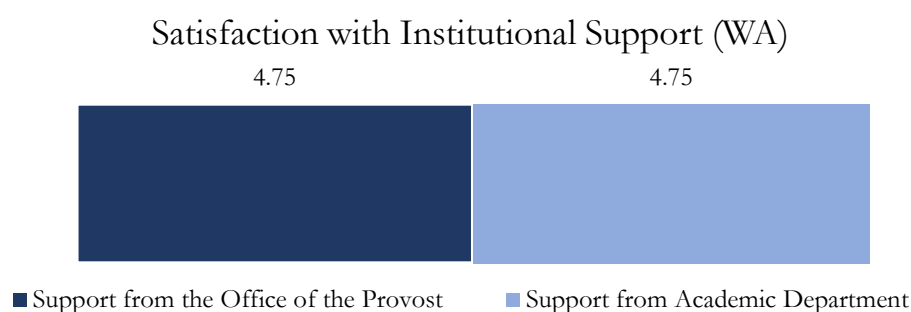
Satisfaction with Orientation	Excellent		Good		Fair		Poor		Very Poor		Total C	WA
	C	%	C	%	C	%	C	%	C	%		
Organization	17	85%	1	5%	2	10%	0	0%	0	0%	20	4.75
Usefulness	12	60%	5	25%	3	15%	0	0%	0	0%	20	4.45

Q: On a scale from 1-5, 1 being the lowest and 5 being the highest, please rate your satisfaction with the following support you have received as a new faculty member:

75% of respondents are very satisfied with the support they receive from the Office of the Provost and the respective academic departments, with 25% satisfied. It is important to note that this represents an overall satisfaction rate of 100%, with no neutral or dissatisfied respondents.



Analyzed by weighted averages, respondents' high satisfaction levels are reflected in the relatively high weights of 4.75 for both dimensions (on a 5.0 scale).



Satisfaction with Support	Very Satisfied		Satisfied		Neutral		Dissatisfied		Very Dissatisfied		Total	WA
	C	%	C	%	C	%	C	%	C	%	C	
Support received from the Office of the Provost	15	75%	5	25%	0	0%	0	0%	0	0%	20	4.75
Support received from my academic department	15	75%	5	25%	0	0%	0	0%	0	0%	20	4.75

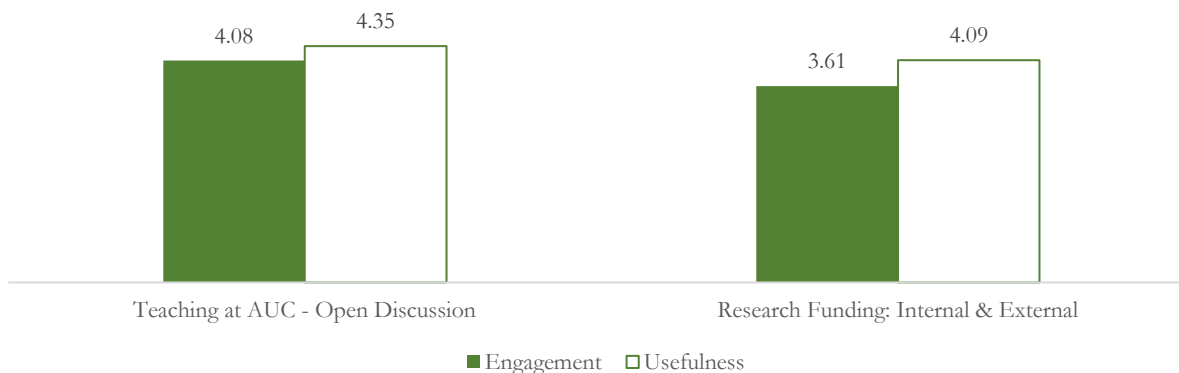
Day-to-Day Session Evaluations

Day 1

Q: Please rate the extent Day 1 sessions were engaging & useful in supporting your role as an AUC faculty member. If you did not attend a session, please choose 'Not Applicable (N/A).'

Respondents were quite satisfied with the usefulness (WA: 4.35) and engagement (WA: 4.08) of the Teaching at AUC open discussion, whereas they were generally less satisfied with the Research and Funding session. Although respondents found it useful (WA: 4.09), they granted lower weight to its engagement (3.61), which is the only aspect that received a weighted average below 4.0 (on a 5.0 scale).²

Satisfaction with Day 1 Sessions (WA)



Engagement of Day 1 Sessions	Extremely Engaging		Very Engaging		Moderately Engaging		Slightly Engaging		Not Engaging		Total	WA
	C	%	C	%	C	%	C	%	C	%	C	
Teaching at AUC - Open Discussion	5	21%	17	71%	1	4%	1	4%	0	0%	24	4.08
Research Funding: Internal & External	3	13%	12	52%	4	17%	4	17%	0	0%	23	3.61

Usefulness of Day 1 Sessions	Extremely Useful		Very Useful		Moderately Useful		Slightly Useful		Not Useful		Total	WA
	C	%	C	%	C	%	C	%	C	%	C	
Teaching at AUC - Open Discussion	11	48%	10	43%	1	4%	1	4%	0	0%	23	4.35
Research Funding: Internal & External	8	35%	10	43%	4	17%	1	4%	0	0%	23	4.09

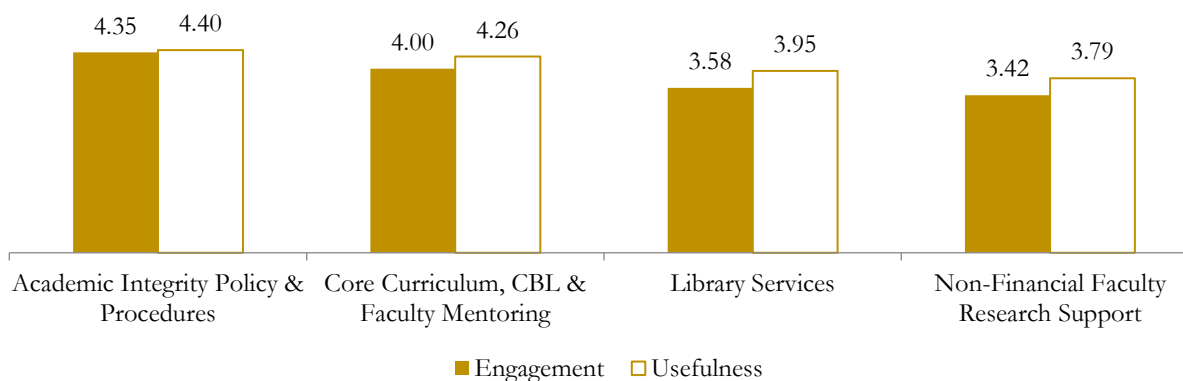
² Items are arranged in descending order of weighted average of engagement.

Day 2

Q: Please rate the extent Day 2 sessions were engaging & useful in supporting your role as an AUC faculty member. If you did not attend a session, please choose 'Not Applicable (N/A).'

The most engaging and useful sessions to respondents were the Academic Integrity (WA: 4.35; 4.40) and Core Curriculum, CBL, and Faculty Mentoring sessions (WA: 4.00; 4.26). Meanwhile, the Non-financial Faculty Research Support session was the least engaging (WA: 3.42) and useful (WA: 3.79) in respondents' views.³

Satisfaction with Day 2 Sessions (WA)



Engagement of Day 2 Sessions	Extremely Engaging		Very Engaging		Moderately Engaging		Slightly Engaging		Not Engaging		N/A		Total	WA
	C	%	C	%	C	%	C	%	C	%	C	%	C	
Academic Integrity Policy & Procedures	10	43%	7	30%	3	13%	0	0%	0	0%	3	13%	23	4.35
Core Curriculum, CBL & Faculty Mentoring	5	23%	9	41%	5	23%	0	0%	0	0%	3	14%	22	4.00
Library Services	3	14%	8	36%	6	27%	1	5%	1	5%	3	14%	22	3.58
Non-Financial Faculty Research Support	3	14%	6	27%	7	32%	2	9%	1	5%	3	14%	22	3.42

³ Items are arranged in descending order of weighted average of engagement.

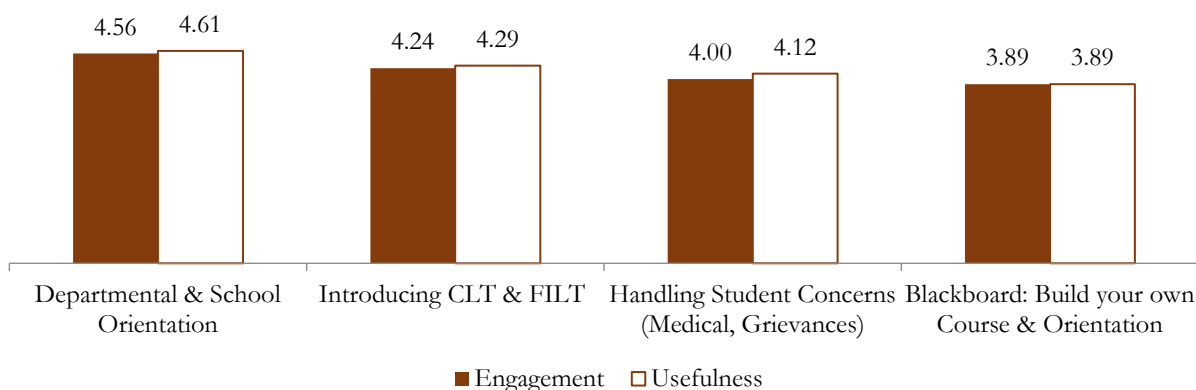
Usefulness of Day 2 Sessions	Extremely Useful		Very Useful		Moderately Useful		Slightly Useful		Not Useful		N/A		Total	WA
	C	%	C	%	C	%	C	%	C	%	C	%	C	
Academic Integrity Policy & Procedures	10	43%	8	35%	2	9%	0	0%	0	0%	3	13%	23	4.40
Core Curriculum, CBL & Faculty Mentoring	7	32%	10	45%	2	9%	0	0%	0	0%	3	14%	22	4.26
Library Services	5	23%	9	41%	4	18%	1	5%	0	0%	3	14%	22	3.95
Non-Financial Faculty Research Support	5	23%	6	27%	7	32%	1	5%	0	0%	3	14%	22	3.79

Day 3

Q: Please rate the extent Day 3 sessions were engaging & useful in supporting your role as an AUC faculty member. If you did not attend a session, please choose 'Not Applicable (N/A).'

The department/school orientation was the most engaging (WA: 4.56) and useful (WA: 4.61) session to respondents. The CLT and FILT Introduction and the Student Concern Handling session were also satisfactory, with weights above 4.0 (on a 5.0 scale). Meanwhile, the Blackboard session was the least engaging (WA: 3.89) and useful (WA: 3.89) in respondents' views.⁴

Satisfaction with Day 3 Sessions (WA)



Engagement of Day 3 Sessions	Extremely Engaging		Very Engaging		Moderately Engaging		Slightly Engaging		Not Engaging		N/A		Total	WA
	C	%	C	%	C	%	C	%	C	%	C	%		
Departmental & School Orientation	60%	12	20%	4	10%	2	0%	0	0%	0	10%	2	20	4.56
Introducing CLT & FILT	50%	10	15%	3	15%	3	0%	0	5%	1	15%	3	20	4.24
Handling Student Concerns (Medical, Grievances)	26%	5	37%	7	26%	5	0%	0	0%	0	11%	2	19	4.00
Blackboard: Build your own Course & Orientation	35%	7	25%	5	20%	4	5%	1	5%	1	10%	2	20	3.89

⁴ Items are arranged in descending order of weighted average of engagement.

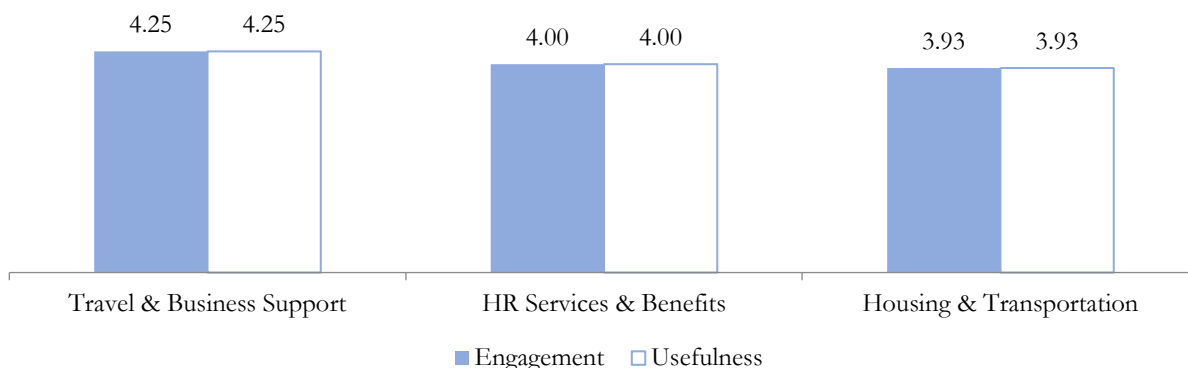
Usefulness of Day 3 Sessions	Extremely Useful		Very Useful		Moderately Useful		Slightly Useful		Not Useful		N/A		Total	WA
	C	%	C	%	C	%	C	%	C	%	C	%	C	
Departmental & School Orientation	65%	13	15%	3	10%	2	0%	0	0%	0	10%	2	20	4.61
Introducing CLT & FILT	45%	9	25%	5	10%	2	5%	1	0%	0	15%	3	20	4.29
Handling Student Concerns (Medical, Grievances)	30%	6	35%	7	20%	4	0%	0	0%	0	15%	3	20	4.12

Day 4

Q: Please rate the extent Day 4 sessions were engaging & useful in supporting your role as an AUC faculty member. If you did not attend a session, please choose 'Not Applicable (N/A).'

Travel and business support was the most engaging (WA: 4.25) and useful (WA: 4.25) session of the fourth day, followed by the HR Services and Benefits session (WA: 4.0 each). Meanwhile, housing and transportation received the lowest weights in terms of both engagement (3.93) and usefulness (3.93).

Satisfaction with Day 4 Sessions (WA)



Engagement of Day 4 Sessions	Extremely Engaging		Very Engaging		Moderately Engaging		Slightly Engaging		Not Engaging		N/A		Total	WA
	C	%	C	%	C	%	C	%	C	%	C	%		
Travel & Business Support	22%	4	39%	7	6%	1	0%	0	0%	0	33%	6	18	4.25
HR Services & Benefits (including health insurance & pension plan)	32%	6	32%	6	32%	6	0%	0	0%	0	5%	1	19	4.00
Housing & Transportation	17%	3	39%	7	22%	4	0%	0	0%	0	22%	4	18	3.93

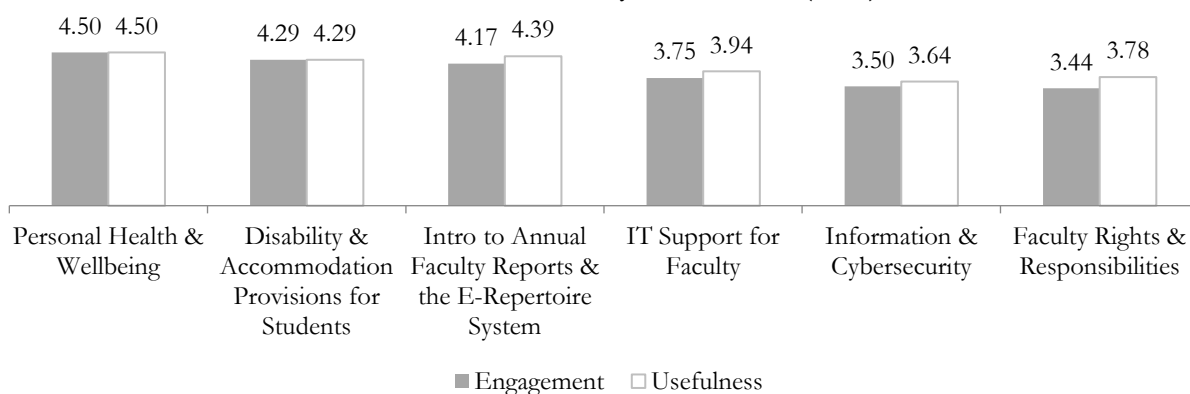
Usefulness of Day 4 Sessions	Extremely Useful		Very Useful		Moderately Useful		Slightly Useful		Not Useful		N/A		Total	WA
	C	%	C	%	C	%	C	%	C	%	C	%	C	
Travel & Business Support	30%	6	25%	5	5%	1	0%	0	0%	0	40%	8	20	4.42
HR Services & Benefits (including health insurance & pension plan)	30%	6	30%	6	25%	5	5%	1	0%	0	10%	2	20	3.94
Housing & Transportation	20%	4	35%	7	5%	1	10%	2	0%	0	30%	6	20	3.93

Day 5

Q: Please rate the extent Day 5 sessions were engaging & useful in supporting your role as an AUC faculty member. If you did not attend a session, please choose 'Not Applicable (N/A).'

Personal Health and Wellbeing was the most engaging (WA: 4.5) and useful (WA: 4.5) session on the fifth day. The Disability and Accommodations was the second most engaging (WA: 4.29), followed by the E-Repertoire Introduction session (WA: 4.17). In terms of usefulness, the E-Repertoire was the second most useful (WA: 4.39), followed by the disability and Accommodation session (WA: 4.29). The remaining sessions scored weights below 4.0 (on a 5.0 scale), with the least weight attributed to the engagement (WA: 3.44) and usefulness (WA: 3.78) of the Faculty Rights and Responsibilities session.

Satisfaction with Day 5 Sessions (WA)



Engagement of Day 5 Sessions	Extremely Engaging		Very Engaging		Moderately Engaging		Slightly Engaging		Not Engaging		N/A		Total	WA
	C	%	C	%	C	%	C	%	C	%	C	%		
Personal Health & Wellbeing	44%	8	28%	5	6%	1	0%	0	0%	0	22%	4	18	4.50
Disability & Accommodation Provisions for Students	33%	6	33%	6	11%	2	0%	0	0%	0	22%	4	18	4.29
Intro to Annual Faculty Reports & the E-Repertoire System	40%	8	25%	5	25%	5	0%	0	0%	0	10%	2	20	4.17
IT Support for Faculty	11%	2	44%	8	33%	6	0%	0	0%	0	11%	2	18	3.75
Information & Cybersecurity	11%	2	39%	7	11%	2	11%	2	6%	1	22%	4	18	3.50
Faculty Rights & Responsibilities	26%	5	26%	5	16%	3	16%	3	11%	2	5%	1	19	3.44

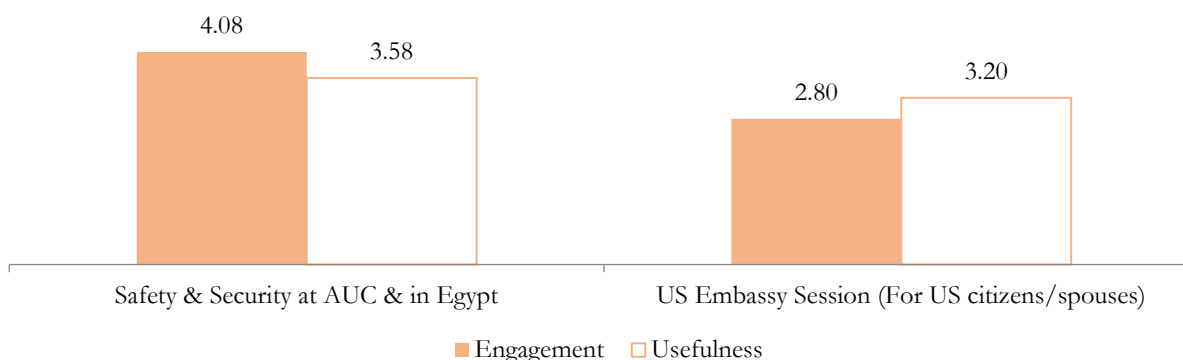
Usefulness of Day 5 Sessions	Extremely Useful		Very Useful		Moderately Useful		Slightly Useful		Not Useful		N/A		Total	WA
	C	%	C	%	C	%	C	%	C	%	C	%	C	
Personal Health & Wellbeing	42%	8	26%	5	5%	1	0%	0	0%	0	26%	5	19	4.50
Intro to Annual Faculty Reports & the E- Repertoire System	55%	11	15%	3	20%	4	0%	0	0%	0	10%	2	20	4.39
Disability & Accommodation Provisions for Students	32%	6	32%	6	11%	2	0%	0	0%	0	26%	5	19	4.29
IT Support for Faculty	26%	5	32%	6	32%	6	0%	0	0%	0	11%	2	19	3.94
Faculty Rights & Responsibilities	30%	6	30%	6	10%	2	20%	4	0%	0	10%	2	20	3.78
Information & Cybersecurity	16%	3	26%	5	21%	4	11%	2	0%	0	26%	5	19	3.64

Day 6

Q: Please rate the extent Day 6 sessions were engaging & useful in supporting your role as an AUC faculty member. If you did not attend a session, please choose 'Not Applicable (N/A).'

Respondents found the Safety and Security session to be the most engaging (WA: 4.08) and useful (WA: 3.58) of day six sessions. At the same time, the US Embassy Session was generally less engaging (WA: 2.8) and useful (WA: 3.2).

Satisfaction with Day 6 Sessions (WA)



Engagement of Day 6 Sessions	Extremely Engaging		Very Engaging		Moderately Engaging		Slightly Engaging		Not Engaging		N/A		Total	WA
	C	%	C	%	C	%	C	%	C	%	C	%		
Safety & Security at AUC & in Egypt	28%	5	28%	5	6%	1	0%	0	6%	1	33%	6	18	4.08
US Embassy Session (For US citizens/spouses)	0%	0	6%	1	12%	2	12%	2	0%	0	71%	12	17	2.80

Usefulness of Day 6 Sessions	Extremely Useful		Very Useful		Moderately Useful		Slightly Useful		Not Useful		N/A		Total	WA
	C	%	C	%	C	%	C	%	C	%	C	%		
Safety & Security at AUC & in Egypt	10%	2	30%	6	10%	2	5%	1	5%	1	40%	8	20	3.58
US Embassy Session (For US citizens/spouses)	5%	1	0%	0	16%	3	5%	1	0%	0	74%	14	19	3.20