



AUC Faculty Orientation Survey
Evaluation Report
Fall 2022

The Office of Strategy Management and Institutional Effectiveness

Table of Contents

Introduction.....	3
Administrative Summary.....	3
Overall Orientation Experiences	4
Overall Usefulness & Organization.....	4
Institutional Support.....	5
Day-to-Day Evaluations: Usefulness & Engagement of Sessions	6
Day 1.....	6
Day 2.....	7
Day 3.....	8
Day 4.....	9
Day 5.....	10
Day 6.....	11

Introduction

The faculty orientation survey was designed and administered by the Office of Strategy Management and Institutional Effectiveness (SMIE) in collaboration with the Office of the Provost. The survey was administered in two consecutive sub-surveys to boost response rates: the first evaluated the first two days of the orientation, and the second assessed the remaining days (three to six) along with the overall experience. This report combines faculty responses to both surveys to provide an aggregate analysis of the Fall 2022 faculty orientation experiences.

Administrative Summary

First Survey: Days 1-2

The Office of the Provost provided the population list of 40 newly-hired faculty members. They received the survey invitation on the second day of the Fall 2022 orientation (August 25th, 2022). A total of 21 responses were received, representing a response rate of 53%.¹

Second Survey: Days 3-6

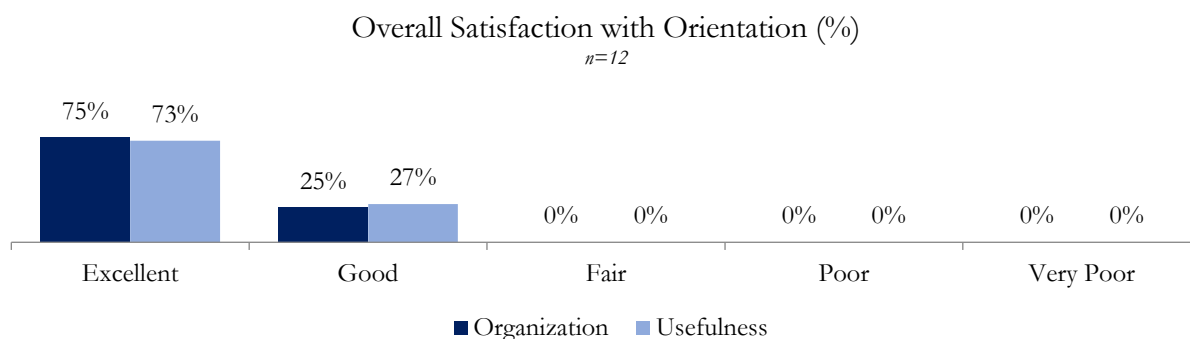
Invitations to the second survey were sent on the final day of the orientation (August 31st, 2022). A total of 12 responses were received, representing a response rate of 30%.

¹ This and all percentages that follow are rounded up to the nearest digit.


Overall Orientation Experiences

Overall Usefulness & Organization

All respondents are satisfied with the organization and usefulness of the orientation (100% overall satisfaction, at different percentage sums of ‘excellent’ and ‘good’). In line with last year’s results, there are no dissatisfaction rates (i.e., no respondents indicated it was ‘poor’ or ‘very poor’).



The high satisfaction levels correspond to high weighted averages, with the event organization receiving a slightly higher weight (4.75) than the usefulness (4.73).²

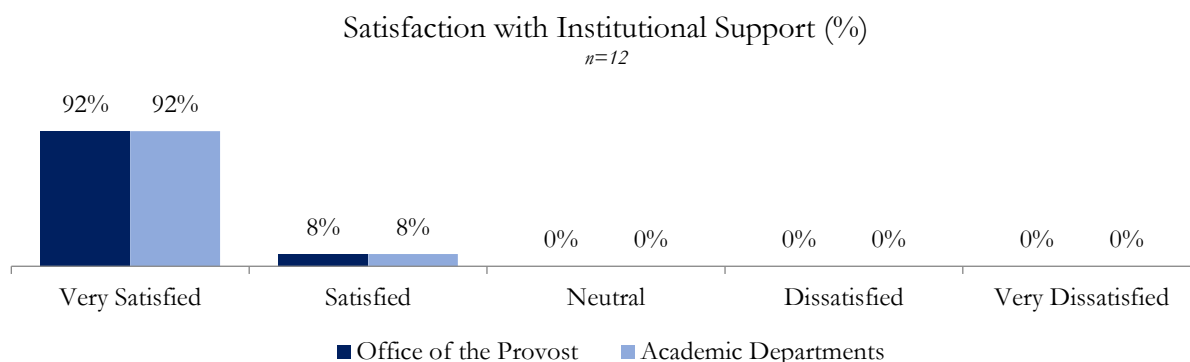


Overall Satisfaction	Excellent		Good		Fair		Poor		Very Poor		Total	WA
	C	%	C	%	C	%	C	%	C	%	C	
Organization	75%	9	25%	3	0%	0	0%	0	0%	0	12	4.75
Usefulness	73%	8	27%	3	0%	0	0%	0	0%	0	11	4.73

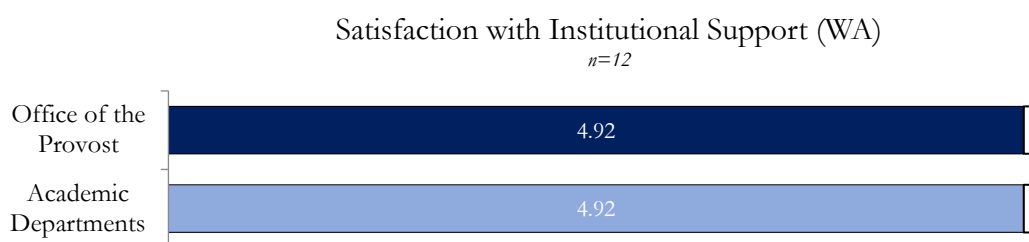
² All weighted averages are calculated on a 5.0 scale. The closer the weight to 5.0, the higher the satisfaction.

Institutional Support

All respondents are satisfied with the institutional support received, whether by the Office of the Provost (92% very satisfied, 8% satisfied) or respective academic departments (92% very satisfied, 8% satisfied). In line with last year's results, there were no neutral or dissatisfied respondents.



Respondents' satisfaction with institutional support is reflected in the high weights (4.92) across both dimensions.

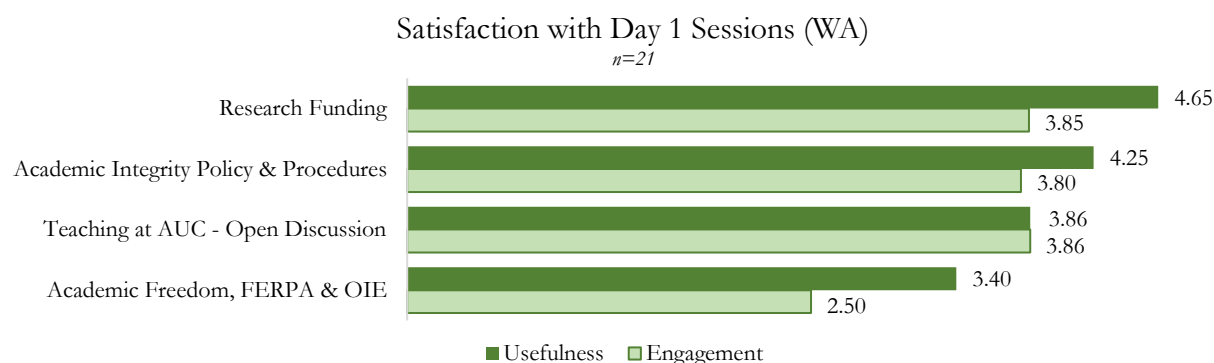


Satisfaction with Support Received	Very Satisfied		Satisfied		Neutral		Dissatisfied		Very Dissatisfied		Total	WA
	C	%	C	%	C	%	C	%	C	%	C	
From the Office of the Provost	92%	11	8%	1	0%	0	0%	0	0%	0	12	4.92
From academic department(s)	92%	11	8%	1	0%	0	0%	0	0%	0	12	4.92

Day-to-Day Evaluations: Usefulness & Engagement of Sessions³

Day 1

Overall, respondents found the Day 1 sessions more useful than engaging. Research funding was the most useful (4.65) and second-most engaging (3.85) session. The least useful (3.40) and engaging (2.50) was the Academic Freedom, FERPA, and OIE session.



Day 1 Usefulness	Extremely Useful		Very Useful		Moderately Useful		Slightly Useful		Not Useful		N/A		Total	WA
	C	%	C	%	C	%	C	%	C	%	%	C	C	
Research Funding	62%	13	33%	7	0%	0	0%	0	0%	0	5%	1	21	4.65
Academic Integrity Policy & Procedures	30%	6	65%	13	5%	1	0%	0	0%	0	0%	0	20	4.25
Teaching at AUC - Open Discussion	33%	7	38%	8	14%	3	10%	2	5%	1	0%	0	21	3.86
Academic Freedom, FERPA & The Office of Institutional Equity	15%	3	35%	7	30%	6	15%	3	5%	1	0%	0	20	3.4

Day 1 Engagement	Extremely Engaging		Very Engaging		Moderately Engaging		Slightly Engaging		Not Engaging		N/A		Total	WA
	C	%	C	%	C	%	C	%	C	%	%	C	C	
Teaching at AUC - Open Discussion	24%	5	48%	10	24%	5	0%	0	5%	1	0%	0	21	3.86
Research Funding	29%	6	24%	5	43%	9	0%	0	0%	0	5%	1	21	3.85
Academic Integrity Policy & Procedures	15%	3	55%	11	25%	5	5%	1	0%	0	0%	0	20	3.8
Academic Freedom, FERPA & The Office of Institutional Equity	5%	1	20%	4	25%	5	20%	4	30%	6	0%	0	20	2.5

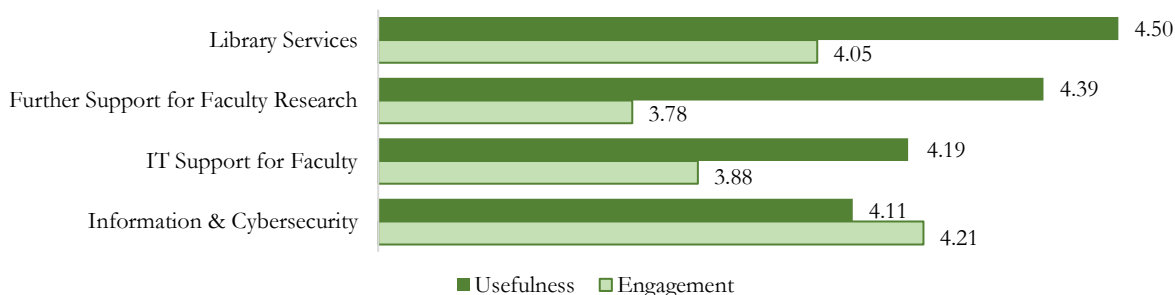
³ Sessions are arranged in descending order of weighted average (usefulness).

Day 2

Library Services was the most useful (4.5) session, and the most engaging was the Information and Cybersecurity session (4.21), although it was the least useful (4.11). Except for the Information and Cybersecurity session, respondents found Day 2 sessions to be more useful than engaging.⁴

Satisfaction with Day 2 Sessions (WA)

n=20



Day 2 Usefulness	Extremely Useful		Very Useful		Moderately Useful		Slightly Useful		Not Useful		N/A		Total	WA
	C	%	C	%	C	%	C	%	C	%	%	C		
Library Services	50%	10	35%	7	5%	1	0%	0	0%	0	10%	2	20	4.50
Further Research Support	42%	8	47%	9	5%	1	0%	0	0%	0	5%	1	19	4.39
IT Support	32%	6	37%	7	16%	3	0%	0	0%	0	16%	3	19	4.19
Info & Cybersecurity	35%	7	35%	7	25%	5	0%	0	0%	0	5%	1	20	4.11

Day 2 Engagement	Extremely Engaging		Very Engaging		Moderately Engaging		Slightly Engaging		Not Engaging		N/A		Total	WA
	C	%	C	%	C	%	C	%	C	%	%	C		
Info & Cybersecurity	45%	9	25%	5	25%	5	0%	0	0%	0	5%	1	20	4.21
Library Services	30%	6	50%	10	5%	1	10%	2	0%	0	5%	1	20	4.05
IT Support	16%	3	42%	8	26%	5	0%	0	0%	0	16%	3	19	3.88
Further Research Support	26%	5	32%	6	32%	6	0%	0	5%	1	5%	1	19	3.78

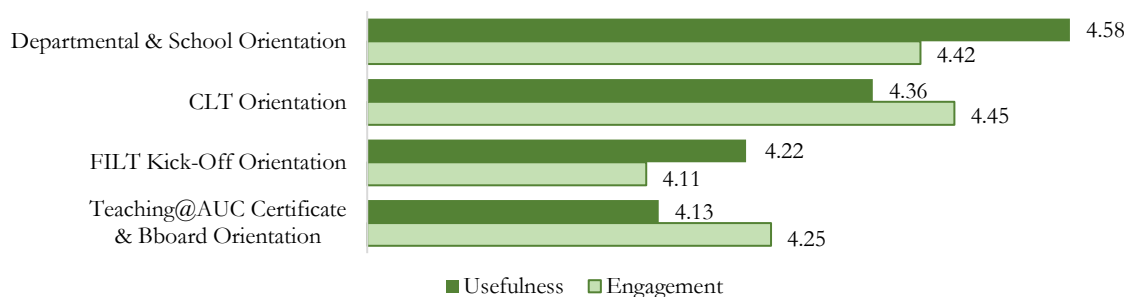
⁴ Sessions are arranged in descending order of weighted average (usefulness).

Day 3

The most useful session was the Departmental and School Orientation (4.58), and the least useful was the CLT Teaching@AUC Certificate and Blackboard Orientation (4.11). Meanwhile, respondents found the CLT Orientation to be the most engaging (4.45) and FILT Kick-off to be the least engaging (4.11). It is important to note that all sessions received relatively high weights (above 4.0), reflecting general satisfaction.

Satisfaction with Day 3 Sessions (WA)

n=12

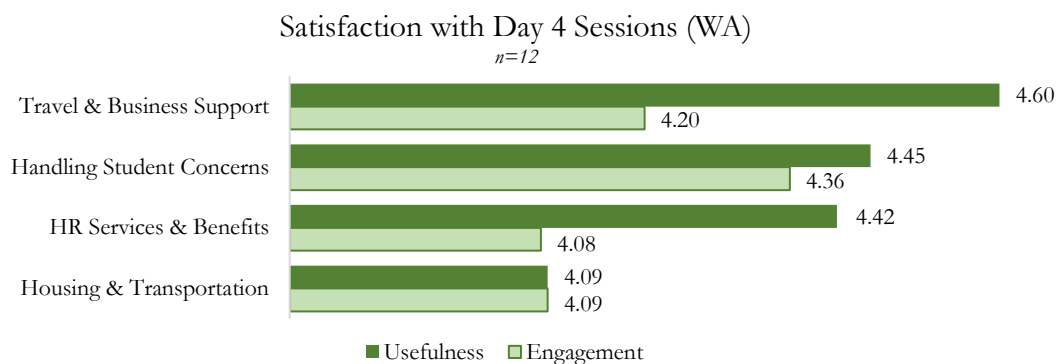


Day 3 Usefulness	Extremely Useful		Very Useful		Moderately Useful		Slightly Useful		Not Useful		N/A		Total	WA
	C	%	C	%	C	%	C	%	C	%	%	C		
Departmental & School Orientation	58%	7	42%	5	0%	0	0%	0	0%	0	0%	0	12	4.58
CLT Orientation	64%	7	18%	2	9%	1	9%	1	0%	0	0%	0	11	4.36
FILT Kick-Off Orientation	36%	4	27%	3	18%	2	0%	0	0%	0	18%	2	11	4.22
Teaching@AUC Certificate & Blackboard Orientation	50%	5	0%	0	20%	2	10%	1	0%	0	20%	2	10	4.13

Day 3 Engagement	Extremely Engaging		Very Engaging		Moderately Engaging		Slightly Engaging		Not Engaging		N/A		Total	WA
	C	%	C	%	C	%	C	%	C	%	%	C		
CLT Orientation	55%	6	36%	4	9%	1	0%	0	0%	0	0%	0	11	4.45
Departmental & School Orientation	50%	6	42%	5	8%	1	0%	0	0%	0	0%	0	12	4.42
Teaching@AUC Certificate & Blackboard Orientation	40%	4	20%	2	20%	2	0%	0	0%	0	20%	2	10	4.25
FILT Kick-Off Orientation	36%	4	27%	3	9%	1	9%	1	0%	0	18%	2	11	4.11

Day 4

Respondents were generally satisfied with Day 4, with relatively high weights across all dimensions (above 4.0). Travel and Business Support was the most useful session (4.6), whereas Housing and Transportation was the least useful (4.09). In terms of engagement, respondents were mostly engaged in the Handling Student Concerns session (4.36) and least engaged in the HR Services and Benefits session (4.08).

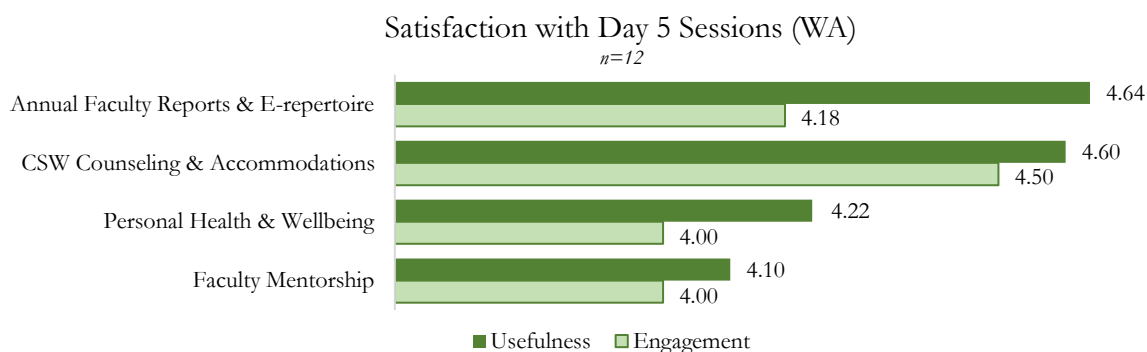


Day 4 Usefulness	Extremely Useful		Very Useful		Moderately Useful		Slightly Useful		Not Useful		N/A		Total	WA
	C	%	C	%	C	%	C	%	C	%	%	C		
Travel & Business Support	55%	6	36%	4	0%	0	0%	0	0%	0	9%	1	11	4.60
Handling Student Concerns (Medical, Grievances)	45%	5	55%	6	0%	0	0%	0	0%	0	0%	0	11	4.45
HR Services & Benefits	50%	6	42%	5	8%	1	0%	0	0%	0	0%	0	12	4.42
Housing & Transportation	42%	5	25%	3	17%	2	8%	1	0%	0	8%	1	12	4.09

Day 4 Engagement	Extremely Engaging		Very Engaging		Moderately Engaging		Slightly Engaging		Not Engaging		N/A		Total	WA
	C	%	C	%	C	%	C	%	C	%	%	C		
Handling Student Concerns (Medical, Grievances)	45%	5	45%	5	9%	1	0%	0	0%	0	0%	0	11	4.36
Travel & Business Support	45%	5	18%	2	27%	3	0%	0	0%	0	9%	1	11	4.20
Housing & Transportation	42%	5	17%	2	33%	4	0%	0	0%	0	8%	1	12	4.09
HR Services & Benefits	42%	5	33%	4	17%	2	8%	1	0%	0	0%	0	12	4.08

Day 5

Respondents were generally satisfied with Day 5, with relatively high weights across all dimensions (above 4.0). The Annual Faculty Reports and E-Repertoire System session was the most useful (4.64), and the CSW Counseling and Accommodations session was the most engaging (4.50). On the other hand, the least useful session was the Faculty Mentorship (4.10), and the least engaging were both the Faculty Mentorship (4.00) and Personal Health and Wellbeing (4.00) sessions.

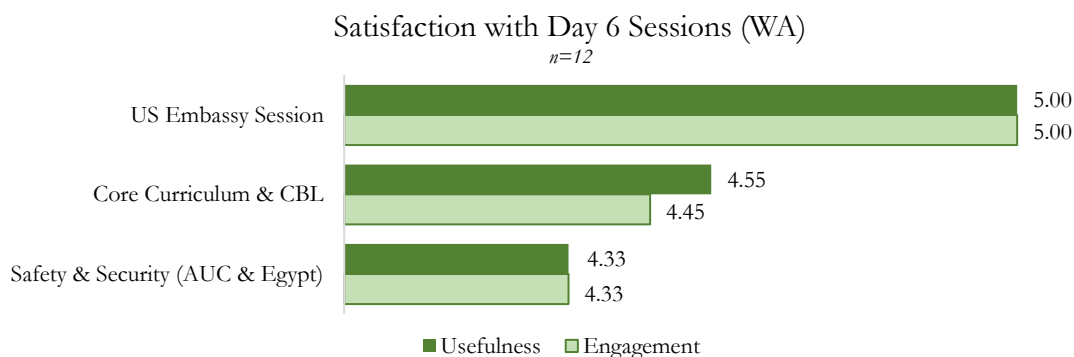


Day 5 Usefulness	Extremely Useful		Very Useful		Moderately Useful		Slightly Useful		Not Useful		N/A		Total	WA
	C	%	C	%	C	%	C	%	C	%	%	C		
Annual Faculty Reports & the E-repertoire System	58%	7	33%	4	0%	0	0%	0	0%	0	8%	1	12	4.64
CSW Counseling & Accommodations	55%	6	36%	4	0%	0	0%	0	0%	0	9%	1	11	4.60
Personal Health & Wellbeing	40%	4	30%	3	20%	2	0%	0	0%	0	10%	1	10	4.22
Faculty Mentorship at AUC	45%	5	27%	3	9%	1	0%	0	9%	1	9%	1	11	4.10

Day 5 Engagement	Extremely Engaging		Very Engaging		Moderately Engaging		Slightly Engaging		Not Engaging		N/A		Total	WA
	C	%	C	%	C	%	C	%	C	%	%	C		
CSW Counseling & Accommodations	45%	5	45%	5	0%	0	0%	0	0%	0	9%	1	11	4.50
Annual Faculty Reports & the E-repertoire System	33%	4	42%	5	17%	2	0%	0	0%	0	8%	1	12	4.18
Personal Health & Wellbeing	40%	4	10%	1	40%	4	0%	0	0%	0	10%	1	10	4.00
Faculty Mentorship at AUC	36%	4	36%	4	9%	1	0%	0	9%	1	9%	1	11	4.00

Day 6

The most useful and engaging was the US Embassy session (5.00), followed by the Core Curriculum and CBL session, which respondents found slightly more useful (4.55) than engaging (4.45). The Safety and Security session was the least useful and engaging (4.33) in respondents' views, although all aspects received relatively high weights (above 4.0).



Day 6 Usefulness	Extremely Useful		Very Useful		Moderately Useful		Slightly Useful		Not Useful		N/A		Total	WA
	C	%	C	%	C	%	C	%	C	%	%	C	C	
US Embassy Session (For US citizens/spouses)	13%	1	0%	0	0%	0	0%	0	0%	0	88%	7	8	5.00
The Core Curriculum Program & CBL	67%	8	8%	1	17%	2	0%	0	0%	0	8%	1	12	4.55
Safety & Security at AUC & in Egypt	50%	4	13%	1	0%	0	13%	1	0%	0	25%	2	8	4.33

Day 6 Engagement	Extremely Engaging		Very Engaging		Moderately Engaging		Slightly Engaging		Not Engaging		N/A		Total	WA
	C	%	C	%	C	%	C	%	C	%	%	C	C	
US Embassy Session (For US citizens/spouses)	13%	1	0%	0	0%	0	0%	0	0%	0	88%	7	8	5.00
The Core Curriculum Program & CBL	58%	7	17%	2	17%	2	0%	0	0%	0	8%	1	12	4.45
Safety & Security at AUC & in Egypt	50%	4	0%	0	25%	2	0%	0	0%	0	25%	2	8	4.33