



# GRADUATE STUDENT EXIT SURVEY REPORT

SPRING 2021

## INTRODUCTION

The Graduate Student Exit study is administered every semester to all graduating students from MA/MS and PhD programs. The study aims to ensure the continuing quality of education provided by AUC to its graduate students, as well as get a feel for future graduate enrollments whether through student recommendations or pursuits of further post-graduate studies. The Graduate Student Exit study is typically mandatory to all students expecting to graduate each semester.

## METHODOLOGY

This survey has been designed and administered by the Office of Strategy Management and Institutional Effectiveness in cooperation with the Office of the Dean of Graduate Studies. All 105 graduate students for Spring 2021 were invited to participate in the survey on the June 13<sup>th</sup>, 2021, followed by three reminders on the June 20<sup>th</sup>, 27<sup>th</sup> and July 4<sup>th</sup>. The survey was closed on July 11<sup>th</sup>, yielding 70 responses at a total response rate of 67%.

## REPORT STRUCTURE

This report is divided into the following sections:

I – DEMOGRAPHIC INFORMATION

II – GR STUDENTS FEEDBACK

01 – ACADEMIC EXPERIENCE

02 – RATING OF THEIR EXPERIENCE AND PROVIDED SUPPORT SERVICES

03 – OVERALL STUDENT SATISFACTION

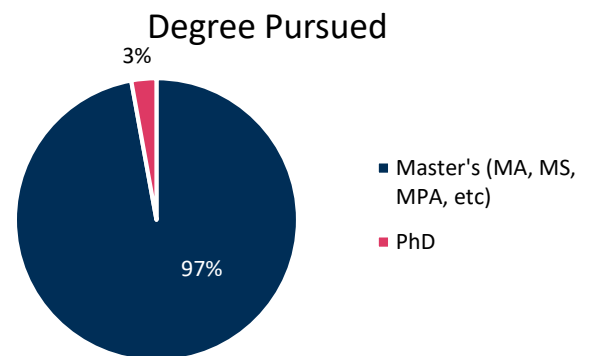
04 – OPEN-ENDED QUESTIONS

III – TRENDS FOR SELECTED QUESTIONS

# I. DEMOGRAPHIC INFORMATION

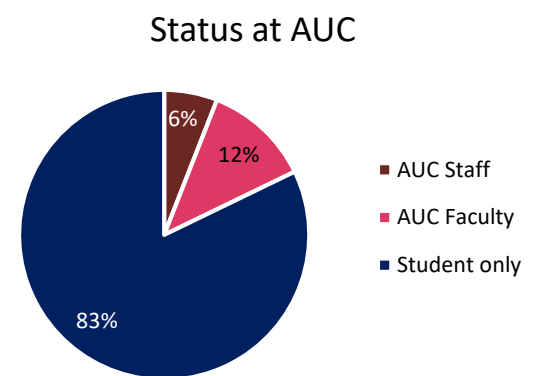
## DEGREE PURSUED AT AUC

Answer choices	Percentage	Count
Master's (MA, MS, MPA, etc)	97%	68
PhD	3%	2
Total Responses		70



## STATUS AT AUC

Answer choices	Percentage	Count
AUC Staff	6%	4
AUC Faculty	12%	8
Student only	83%	58
Total Responses		70



## SCHOOLS REPRESENTED

Answer choices	Percentage	Count
Humanities and Social Sciences	34%	24
Global Affairs & Public Policy	29%	20
Sciences and Engineering	26%	18
School of Business	11%	8
Total Responses		70

### Schools Represented



## SINGLE DEGREE BY SCHOOL

Primary Program	Count	Percentage
<b>Humanities and Social Sciences (HUSS)</b>	<b>24</b>	<b>34%</b>
Int'l & Comparative Education	6	9%
Political Science	4	6%
Educational Leadership	3	4%
Tch Engl to Spkr of other Lang	3	4%
Philosophy	2	3%
Sociology Anthropology	2	3%
Teach. Arabic As a For. Lang.	2	3%
Comparative, ME Pols & Society	1	1%
Counseling Psychology	1	1%
<b>Global Affairs and Public Policy (GAPP)</b>	<b>20</b>	<b>29%</b>
MA inPublic Administration	4	6%
MA of Laws LLM in Int&Com. Law	3	4%
Master of Global Affairs	3	4%
TV. & Digital Journalism	3	4%
Gender & Women's St. in ME/NA	2	3%
Middle East Studies	2	3%
International Human Rights Law	1	1%
Master in Public Policy	1	1%
Migration and Refugee Studies	1	1%
<b>Science and Engineering (SSE)</b>	<b>18</b>	<b>26%</b>
Biotechnology	4	6%
Chemistry	3	4%
Construction Engineering	2	3%
Electronics & Communications Engineering	2	3%
Mechanical Engineering	2	3%
Robotics, Contrl & Smart Syst	2	3%
PhD in Applied Science	1	1%
PhD in Engineering	1	1%
Environmental Engineering	1	1%
<b>School of Business (BUS)</b>	<b>8</b>	<b>11%</b>
Finance	3	4%
International Management	2	3%
Master of Business Admin.	2	3%
Econ in International Devel	1	1%

## DUAL DEGREES

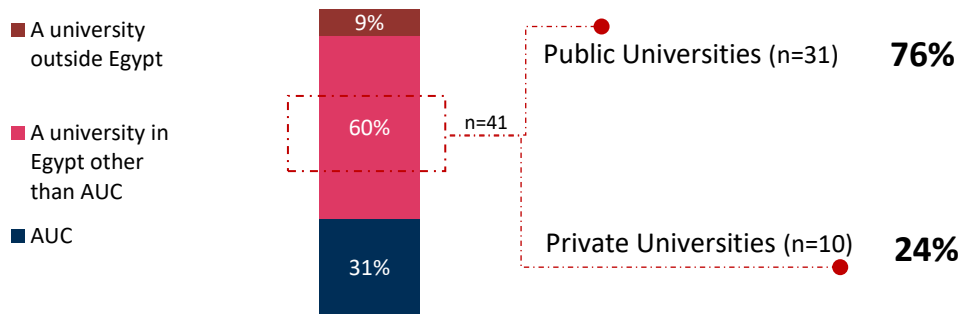
Of the 70 respondents, three students obtained dual degrees:

Serial	Program 1	Program 2
1	Political Science	Middle East Studies
2	TV. & Digital Journalism	Journalism & Mass Comm
3	Master of Global Affairs	MA inPublic Administration

## UNDERGRADUATE DEGREE

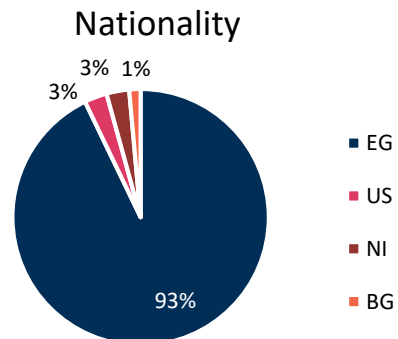
Answer choices	Percentage	Count
A university in Egypt other than AUC <sup>1</sup>	60%	42
AUC	31%	22
A university outside Egypt	9%	6
Total Responses		70

### Universities Awarding Bachelor's Degrees



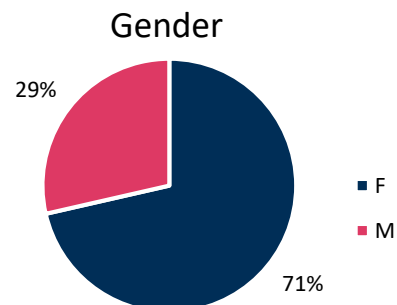
## NATIONALITY

Answer choices	Percentage	Count
EG	93%	65
US	3%	2
NI	3%	2
BG	1%	1
Total Responses		70



## GENDER

Answer choices	Percentage	Count
Female	71%	50
Male	29%	20
Total Responses		70



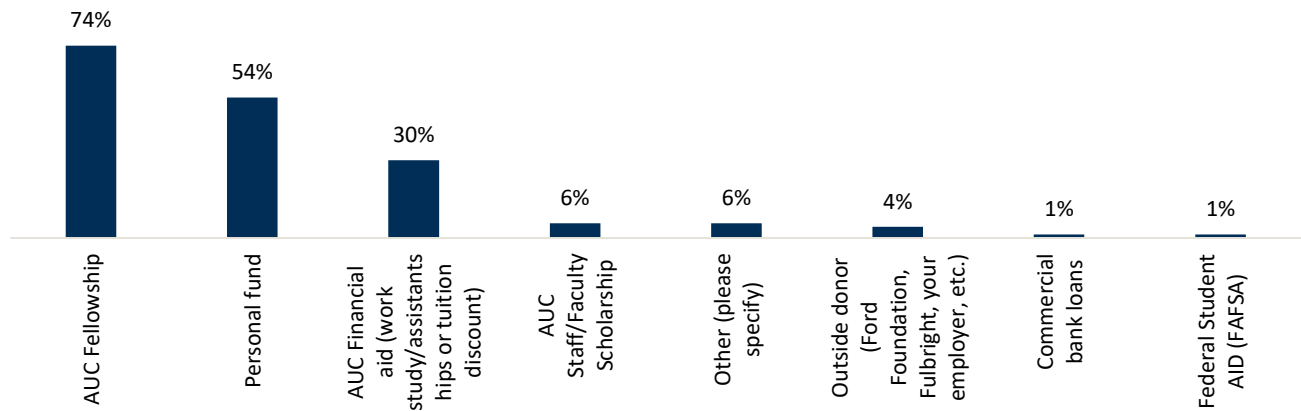
<sup>1</sup> One respondent did not identify any further details.

## TUITION FEES COVERAGE

HOW DID YOU COVER THE COST OF YOUR TUITION AT AUC ? CHECK ALL THAT APPLY.

Answer choices	Percentage	Count
AUC Fellowship	74%	52
Personal fund	54%	38
AUC Financial aid (work study/assistantships or tuition discount)	30%	21
AUC Staff/Faculty Scholarship	6%	4
Other (please specify)	6%	4
Outside donor (Ford Foundation, Fulbright, your employer, etc.)	4%	3
Commercial bank loans	1%	1
Federal Student AID (FAFSA)	1%	1
Total Responses		70

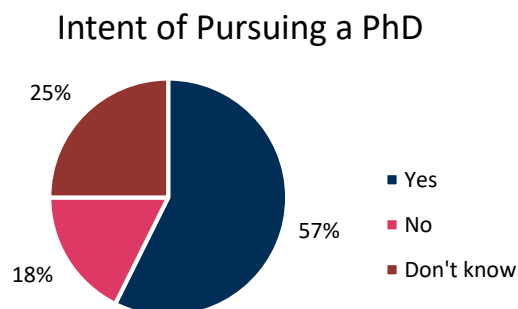
Tuition Fees Coverage



## FUTURE ACADEMIC PLANS

### DO YOU INTEND TO PURSUE A PH.D.?

Answer choices	Percentage	Count
Yes	57%	39
No	18%	12
Don't know	25%	17
Total Responses		68



### WHICH INSTITUTION(S) AND PHD PROGRAM(S) WOULD YOU CONSIDER TO JOIN?

PLEASE LIST YOUR TOP TWO OPTIONS, AND SPECIFY THE NAME OF THE INSTITUTION & COUNTRY

Primary MA/MS Program	Intended PhD Program	Intended Institution
<b>GAPP</b>		
TV. & Digital Journalism	PhD in Cinema & Media Studies	University of Southern California (USA)
	PhD in cinema studies	New York Film Academy (USA)
		George Washington University
		Toronto University
Gender & Women's St. in ME/NA		Freie Universität Berlin
		Utrecht University
		United Nations University - Latin America
		United Nations University - Europe
Middle East Studies		University of California, Berkeley (USA)
		Berlin University (Germany)
		Leiden University (Netherlands)
		King's College (United Kingdom)
MA in Public Administration	Public Administration	Cairo University
	A Doctorate of Business Administration (DBA)	PHD program Abroad
MA of Laws LLM in Int & Com. Law		Cairo University
	PhD Law School Program	Alexandria University
Master of Global Affairs	Political Science	Cairo University
International Human Rights Law		McGill university (Quebec)
		University of Toronto (Canada)
<b>HUSS</b>		
Sociology Anthropology		Columbia
		Oxford
		LSE (UK)
		Goldsmiths (UK)
Int'l & Comparative Education		McGill University
		Ain Shams University
		AUC

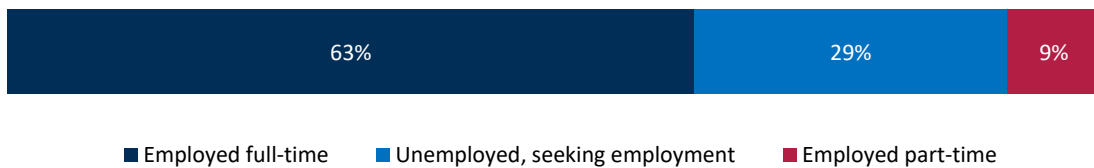
		AUD
		University of lankshire
Tch Engl to Spkr of other Lang	PhD in Language Testing	Canada
		USA
Comparative, ME Pols & Society		Marburg University
Political Science	Political Science	
	History	
		Humboldt Universität in Berlin (Germany)
		Tübingen University in Germany
<b>SSE</b>		
Robotics, Contrl & Smart Syst		University of Tennessee Knoxville (USA)
		Poznan University of Technology (Poland)
Biotechnology		The American University In Cairo
		Indiana University (USA)
		Max Planck for cell in motion in Münster (Germany)
		Toronto (Canada)
	Applied Sciences	The American University in Cairo
	Doctorate in Philosophy Biomedical Engineering	Ottawa University
Electronics & Communications Eng		USA
		Europe
Mechanical Engineering		Harvard
		MIT
Environmental Engineering		TUB (Germany)
<b>BUS</b>		
Finance		AUC
		FEPS
		AUC
Master of Business Admin.	Economics	
	Public Policy	



## EMPLOYMENT INFORMATION

### CURRENT EMPLOYMENT STATUS

Answer choices	Percentage	Count
Employed full-time	63%	44
Unemployed, seeking employment	29%	20
Employed part-time	9%	6
Total Responses		70



### WORK EXPERIENCE AT PROGRAM START

Answer choices	Percentage	Count
< 3 years	33%	23
3 to 5 years	31%	22
6 to 10 years	20%	14
11 to 15 years	10%	7
> 15 years	6%	4
Total Responses		70



### POSTIVE IMPACT ON YOUR SALARY

Answer choices	Percentage	Count
Yes	73%	51
No	27%	19
Total Responses		70



## II. GRADUATE STUDENT FEEDBACK

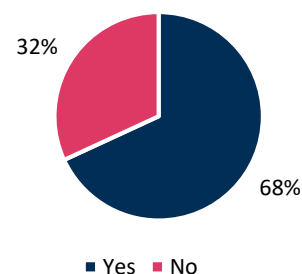
### 01- ACADEMIC EXPERIENCE

#### STUDENTS EXPERIENCE WITH WRITING A THESIS

##### IS WRITING A THESIS PART OF YOUR DEGREE PROGRAM REQUIREMENTS?

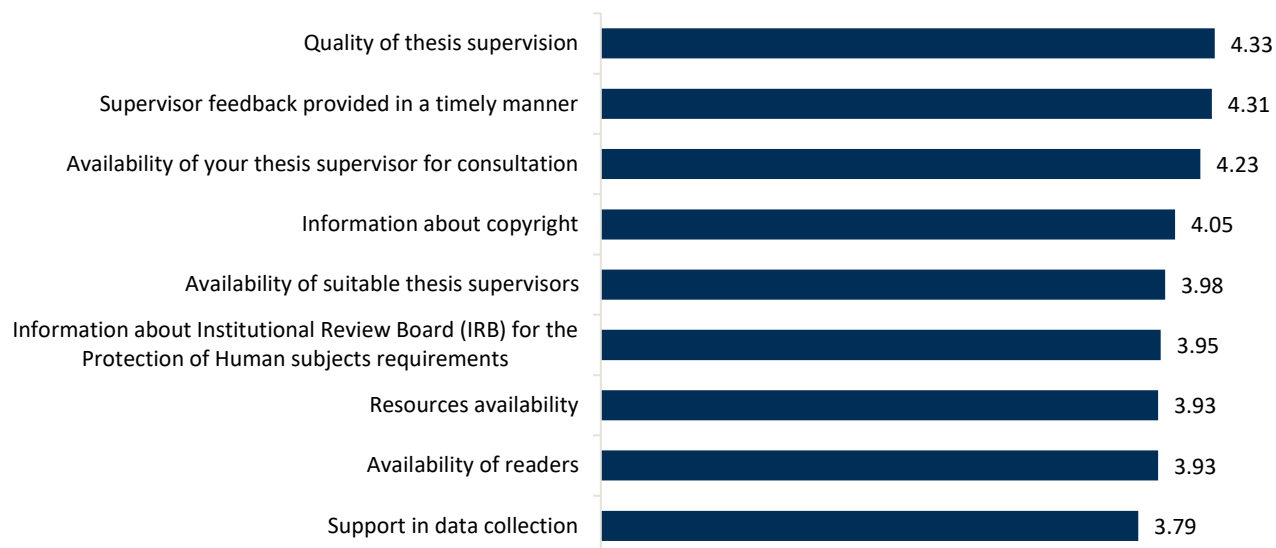
Answer choices	Percentage	Count
Yes	68%	47
No	32%	22
Total Responses		69

##### Thesis Required



##### PLEASE INDICATE YOUR LEVEL OF SATISFACTION WITH THE FOLLOWING:

Answer choices	Very satisfied		Satisfied		Neutral		Dissatisfied		Very dissatisfied		Not able to access		Total	WA
	%	C	%	C	%	C	%	C	%	C	%	C		
Quality of thesis supervision	56%	24	28%	12	7%	3	5%	2	2%	1	2%	1	43	4.33
Supervisor feedback provided in a timely manner	58%	25	23%	10	7%	3	7%	3	2%	1	2%	1	43	4.31
Availability of your thesis supervisor for consultation	51%	22	33%	14	7%	3	7%	3	2%	1	0%	0	43	4.23
Information about copyright	35%	15	40%	17	19%	8	2%	1	2%	1	2%	1	43	4.05
Availability of suitable thesis supervisors	44%	19	30%	13	9%	4	12%	5	5%	2	0%	0	43	3.98
Information about Institutional Review Board (IRB) for the Protection of Human subjects requirements	30%	13	35%	15	19%	8	5%	2	2%	1	9%	4	43	3.95
Availability of readers	33%	14	42%	18	7%	3	9%	4	5%	2	5%	2	43	3.93
Resources availability	23%	10	56%	24	12%	5	9%	4	0%	0	0%	0	43	3.93
Support in data collection	28%	12	30%	13	19%	8	7%	3	5%	2	12%	5	43	3.79



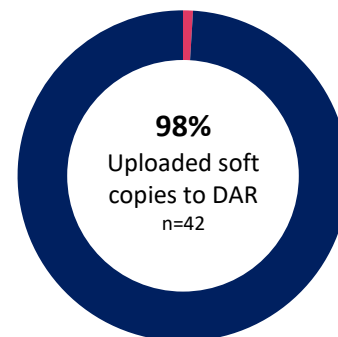
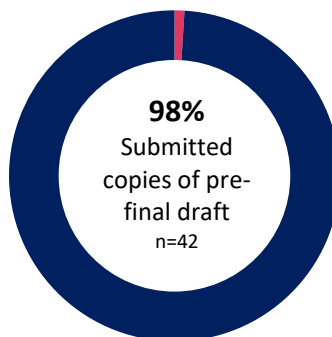
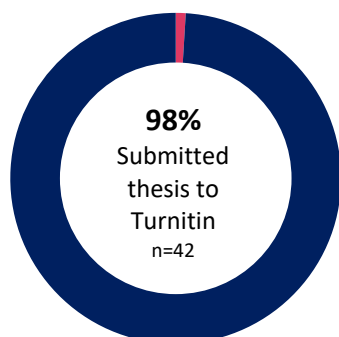
### HOW HELPFUL WAS/WERE YOUR SUPERVISOR(S) FOR EACH OF THE FOLLOWING ACTIVITIES?

Answer choices	Very helpful		Helpful		Not very helpful		Not helpful at all		Total	WA
	%	C	%	C	%	C	%	C		
Mentoring and academic advising	60%	26	28%	12	12%	5	0%	0	43	3.49
Identification of a thesis/dissertation research topic	58%	25	30%	13	12%	5	0%	0	43	3.47
Evaluation of thesis progress	56%	24	35%	15	7%	3	2%	1	43	3.44
Support in writing a thesis/dissertation proposal	58%	25	26%	11	16%	7	0%	0	43	3.42
Support in research methodology	53%	23	30%	13	14%	6	2%	1	43	3.35
Information about IRB	42%	18	47%	20	7%	3	5%	2	43	3.26



**PLEASE INDICATE WHETHER YOU HAVE ALREADY COMPLETED THE FOLLOWING WITH REGARDS TO YOUR THESIS SUBMISSION.**

Answer choices	Yes		No		Total
	%	Count	%	Count	
I have submitted my thesis to turnitin to check for plagiarism	98%	42	2%	1	43
I have submitted copies of the pre-final draft to my thesis supervisor and readers as directed	98%	42	2%	1	43
I have uploaded a soft copy of my thesis to the AUC Knowledge Fountain	98%	42	2%	1	43



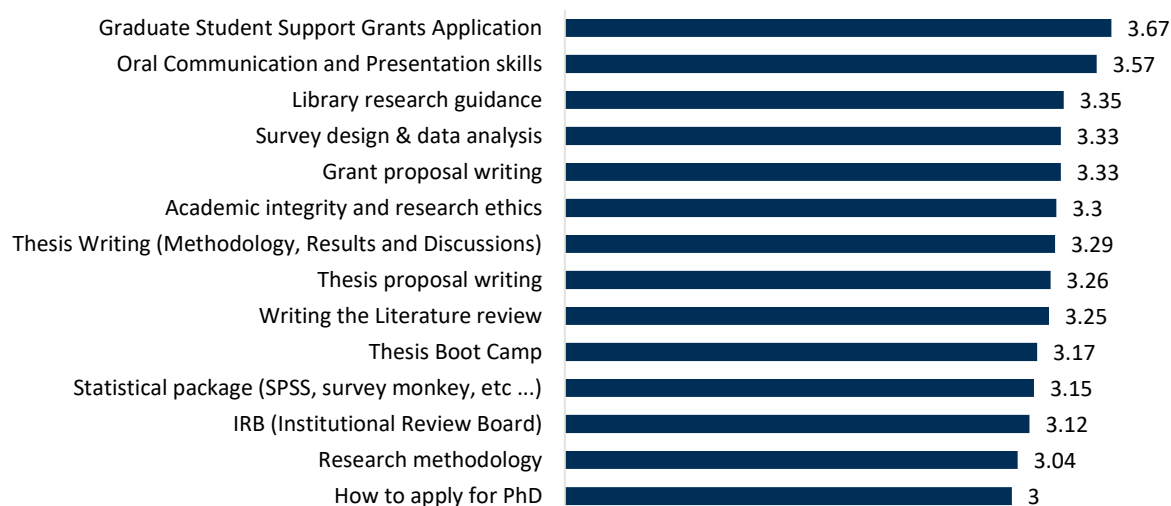
## WORKSHOPS

**HOW USEFUL<sup>2</sup> WAS EACH OF THE FOLLOWING WORKSHOPS TO YOU? IF YOU HAVE NOT ATTENDED, PLEASE SELECT "DID NOT ATTEND."**

Answer choices	Very useful		Useful		Not useful		Not useful at all		Did not attend		Total	WA
	%	C	%	C	%	C	%	C	%	C		
Graduate Student Support Grants Application	13%	8	6%	4	0%	0	0%	0	81%	52	64	3.67
Oral Communication and Presentation skills	13%	8	9%	6	0%	0	0%	0	78%	50	64	3.57
Library research guidance	17%	11	16%	10	2%	1	2%	1	64%	41	64	3.35
Grant proposal writing	6%	4	6%	4	2%	1	0%	0	86%	55	64	3.33
Survey design & data analysis	8%	5	9%	6	2%	1	0%	0	81%	52	64	3.33
Academic integrity and research ethics	20%	13	36%	23	0%	0	2%	1	42%	27	64	3.3
Thesis Writing (Methodology, Results and Discussions)	14%	9	22%	14	0%	0	2%	1	63%	40	64	3.29
Thesis proposal writing	14%	9	19%	12	2%	1	2%	1	64%	41	64	3.26
Writing the Literature review	16%	10	25%	16	2%	1	2%	1	56%	36	64	3.25
Thesis Boot Camp	6%	4	9%	6	3%	2	0%	0	81%	52	64	3.17

<sup>2</sup> Questions rated on a scale from 1 – 4: 4-Very useful, 3-Useful, 2-Not useful, 1-Not useful at all

## Workshop Usefulness: Average Ratings




## WHICH OF THESE WORKSHOPS THAT YOU'VE ATTENDED WOULD YOU RECOMMEND TO YOUR FELLOW COLLEAGUES AS THE MOST USEFUL?

Answer choices	Percentage	Count
Writing the Literature review	48%	20
Thesis proposal writing	40%	17
Thesis Writing (Methodology, Results and Discussions)	36%	15
Academic integrity and research ethics	33%	14
Library research guidance	31%	13
Research methodology	29%	12
Oral Communication and Presentation skills	21%	9
Graduate Student Support Grants Application	21%	9
Thesis Boot Camp	10%	4
Statistical package (SPSS, survey monkey, etc ...)	7%	3
Grant proposal writing	7%	3
IRB (Institutional Review Board)	7%	3
How to apply for PhD	5%	2
Survey design & data analysis	5%	2
If there are other workshops you would suggest that are not currently provided, please list them below		5
Total Responses		42

### Top Six Recommended Workshops

In descending order of recommendation (n=42)



**48%** Literature Review & Abstract



**40%** Thesis Proposal Writing



**36%** Thesis Writing



**33%** Academic Integrity & Research Ethics



**31%** Library Research Guidance

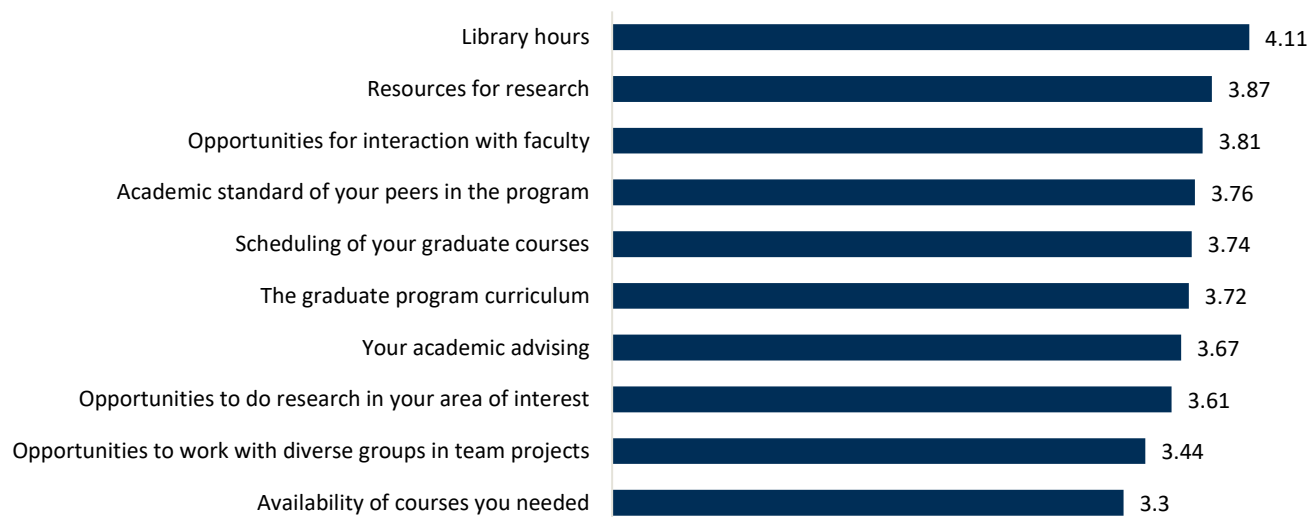


**29%** Research Methodology

## QUALITY OF ACADEMIC FACTORS

PLEASE RATE<sup>3</sup> THE QUALITY OF EACH OF THE FOLLOWING:

Answer choices	Excellent		Very good		Good		Fair		Poor		Not able to assess		Total	WA
	%	C	%	C	%	C	%	C	%	C	%	C		
Library hours	38%	24	22%	14	19%	12	5%	3	0%	0	17%	11	64	4.11
Resources for research	33%	21	34%	22	20%	13	8%	5	3%	2	2%	1	64	3.87
Opportunities for interaction with faculty	28%	18	33%	21	30%	19	6%	4	2%	1	2%	1	64	3.81
Academic standard of your peers in the program	30%	19	36%	23	20%	13	5%	3	8%	5	2%	1	64	3.76
Scheduling of your graduate courses	28%	18	34%	22	20%	13	9%	6	5%	3	3%	2	64	3.74
The graduate program curriculum	25%	16	34%	22	31%	20	6%	4	3%	2	0%	0	64	3.72
Your academic advising	31%	20	23%	15	30%	19	8%	5	6%	4	2%	1	64	3.67
Opportunities to do research in your area of interest	30%	19	25%	16	23%	15	8%	5	9%	6	5%	3	64	3.61
Opportunities to work with diverse groups in team projects	27%	17	25%	16	19%	12	14%	9	11%	7	5%	3	64	3.44
Availability of courses you needed	22%	14	27%	17	22%	14	19%	12	11%	7	0%	0	64	3.3



<sup>3</sup> Questions rated on a scale from 1 – 5: 5-Excellent, 4-Very Good, 3-Good, 2-Fair, 1-Poor

## SKILL ENHANCEMENT

PLEASE INDICATE THE EXTENT<sup>4</sup> TO WHICH YOUR GRADUATE EDUCATION AT AUC IS ENHANCING THESE SKILLS.

Answer choices	To a great extent		To some extent		Not at all		Total	WA
	%	C	%	C	%	C		
Understand the principles of ethical conduct in research	73%	47	27%	17	0%	0	64	2.73
Become an expert in your field	58%	37	42%	27	0%	0	64	2.58
Write quality papers ready for publication	59%	38	39%	25	2%	1	64	2.58
Present research results to an audience of peers or at a conference	55%	35	41%	26	5%	3	64	2.5
Collaborate with a team	55%	35	41%	26	5%	3	64	2.5
Keep up with current advances in your field	56%	36	38%	24	6%	4	64	2.5
Supervise others	52%	33	44%	28	5%	3	64	2.47
Be up to date with the latest research methods	53%	34	39%	25	8%	5	64	2.45
Become a team leader	47%	30	45%	29	8%	5	64	2.39
Become a qualified teacher	55%	35	28%	18	17%	11	64	2.38
Write grant proposals	33%	21	39%	25	28%	18	64	2.05



<sup>4</sup> Questions rated on a scale from 1 – 3: 3-To a great extent, 2-To some extent, 1-Not at all



## 02- RATINGS OF THEIR EXPERIENCES AND PROVIDED SUPPORT SERVICES

### CAMPUS LIFE & SUPPORT SERVICES

PLEASE RATE<sup>5</sup> THE QUALITY OF EACH OF THE FOLLOWING SUPPORT SERVICES:

#### EXTENDED LEARNING

Answer choices	Excellent		Very good		Good		Average		Fair		Poor		Not able to assess		Total	WA
	%	C	%	C	%	C	%	C	%	C	%	C	%	C		
Public lectures and seminars	22%	14	17%	11	31%	20	9%	6	3%	2	2%	1	16%	10	64	4.48
Conference, Research and Study Abroad Support Grants	20%	13	11%	7	17%	11	8%	5	3%	2	3%	2	38%	24	64	4.45
Graduate Students Academic Workshops	22%	14	16%	10	22%	14	8%	5	3%	2	5%	3	25%	16	64	4.42

#### CAMPUS LIFE

Answer choices	Excellent		Very good		Good		Average		Fair		Poor		Not able to assess		Total	WA
	%	C	%	C	%	C	%	C	%	C	%	C	%	C		
WiFi services on campus	36%	23	31%	20	19%	12	3%	2	2%	1	0%	0	9%	6	64	5.07
E-mail and internet services	36%	23	38%	24	17%	11	3%	2	3%	2	0%	0	3%	2	64	5.03
Medical department services	20%	13	14%	9	14%	9	2%	1	2%	1	0%	0	48%	31	64	4.97
Athletics department	17%	11	19%	12	13%	8	2%	1	2%	1	0%	0	48%	31	64	4.94
Photocopy & printing services on campus	19%	12	31%	20	14%	9	9%	6	3%	2	2%	1	22%	14	64	4.62
Bus Transportation schedule	14%	9	11%	7	17%	11	3%	2	6%	4	3%	2	45%	29	64	4.26
Food service availability	17%	11	17%	11	30%	19	9%	6	8%	5	5%	3	14%	9	64	4.15
Payment of stipend for fellows	20%	13	9%	6	16%	10	9%	6	8%	5	11%	7	27%	17	64	3.89

#### SOCIAL & MENTORING

Answer choices	Excellent		Very good		Good		Average		Fair		Poor		Not able to assess		Total	WA
	%	C	%	C	%	C	%	C	%	C	%	C	%	C		
Student counseling center	11%	7	5%	3	8%	5	6%	4	2%	1	2%	1	67%	43	64	4.38
Student mentoring unit	11%	7	3%	2	8%	5	3%	2	6%	4	2%	1	67%	43	64	4.14

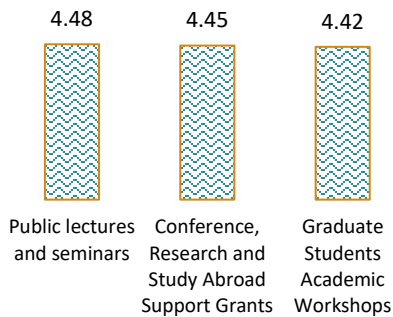
<sup>5</sup> Questions rated on a scale from 1 – 6: 6-Excellent, 5-Very Good, 4-Good, 3-Average, 2-Fair, 1-Poor

Graduate Student Association	13%	8	5%	3	13%	8	5%	3	3%	2	6%	4	56%	36	64	4
Social activities for graduate students	13%	8	5%	3	9%	6	13%	8	3%	2	9%	6	48%	31	64	3.67

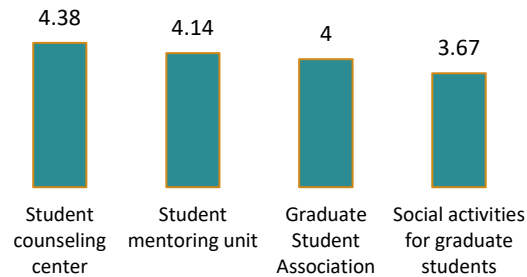
## EMPLOYMENT

Answer choices	Excellent		Very good		Good		Average		Fair		Poor		Not able to assess		Total	WA
	%	C	%	C	%	C	%	C	%	C	%	C	%	C		
Career Center	14%	9	17%	11	22%	14	2%	1	6%	4	13%	8	27%	17	64	3.91
Teaching assistantship opportunities	17%	11	11%	7	19%	12	13%	8	6%	4	9%	6	25%	16	64	3.9
Work-study opportunities	13%	8	11%	7	11%	7	11%	7	8%	5	11%	7	36%	23	64	3.63
Internship opportunities	13%	8	9%	6	8%	5	11%	7	6%	4	11%	7	42%	27	64	3.62

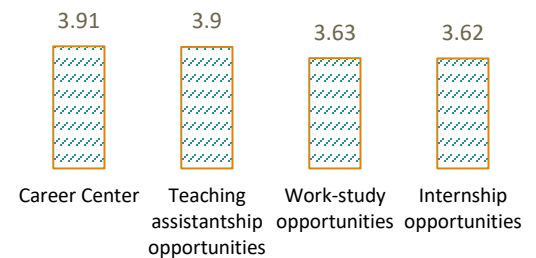
### Extended Learning



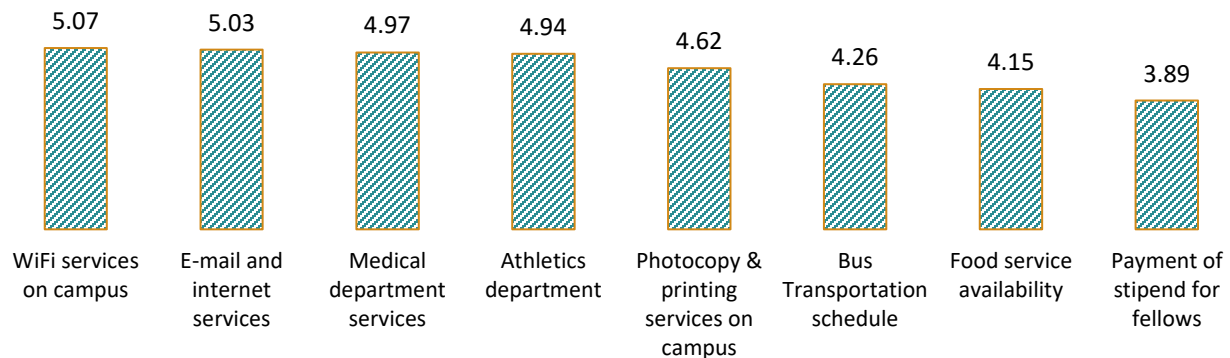
### Social & Mentoring



### Employment



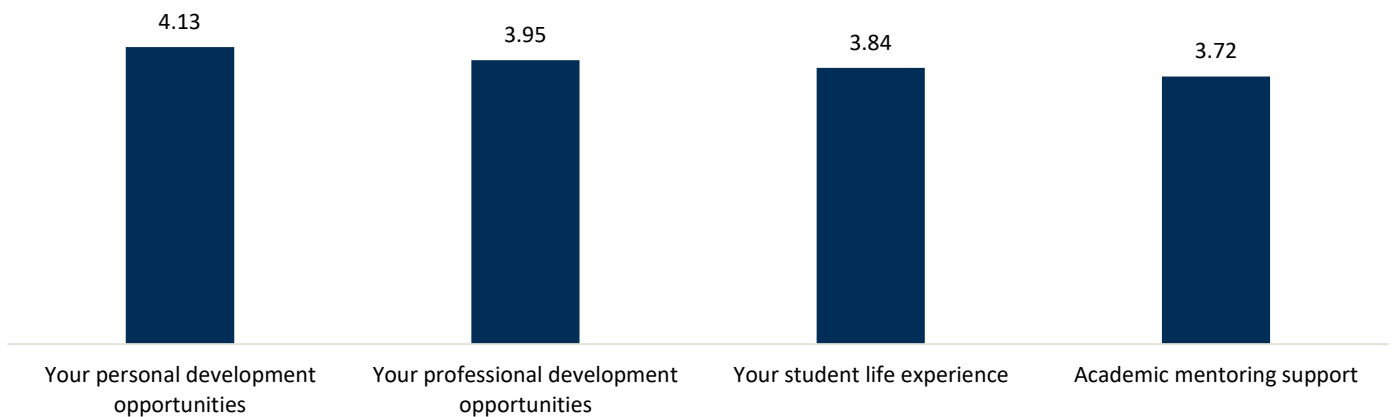
### Campus Life



### 03- OVERALL STUDENTS SATISFACTION

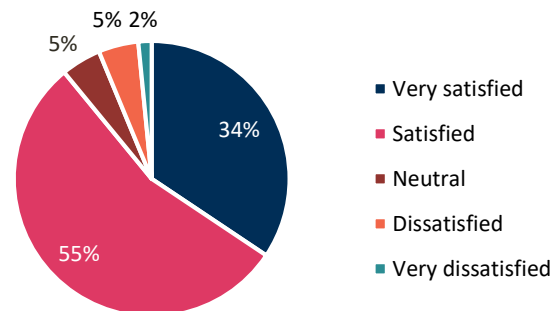
**OVERALL, AS A GRADUATE STUDENT AT AUC, HOW WOULD YOU RATE THE FOLLOWING?**

Answer choices	Excellent		Very good		Good		Fair		Poor		Total	WA
	%	C	%	C	%	C	%	C	%	C		
Your personal development opportunities	34%	22	47%	30	16%	10	3%	2	0%	0	64	4.13
Your professional development opportunities	31%	20	39%	25	25%	16	3%	2	2%	1	64	3.95
Your student life experience	31%	20	33%	21	28%	18	5%	3	3%	2	64	3.84
Academic mentoring support	30%	19	30%	19	27%	17	11%	7	3%	2	64	3.72



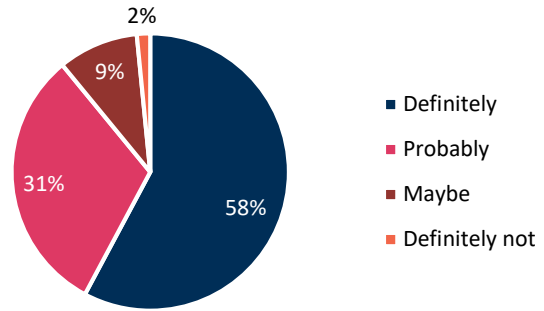
**OVERALL, INDICATE YOUR LEVEL OF SATISFACTION AS A GRADUATE STUDENT AT AUC.**

Answer choices	Percentage	Count
Very satisfied	34%	22
Satisfied	55%	35
Neutral	5%	3
Dissatisfied	5%	3
Very dissatisfied	2%	1
Total Responses		64



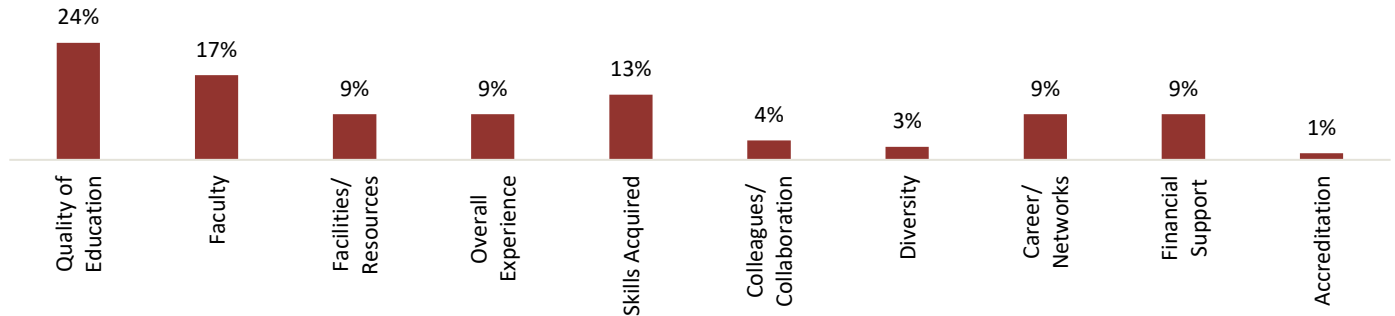
**WOULD YOU RECOMMEND AUC TO A FRIEND OR COLLEAGUE CONSIDERING YOUR FIELD OF STUDY?**

Answer choices	Percentage	Count
Definitely	58%	37
Probably	31%	20
Maybe	9%	6
Definitely not	2%	1
Please elaborate:		10
Total Responses		64

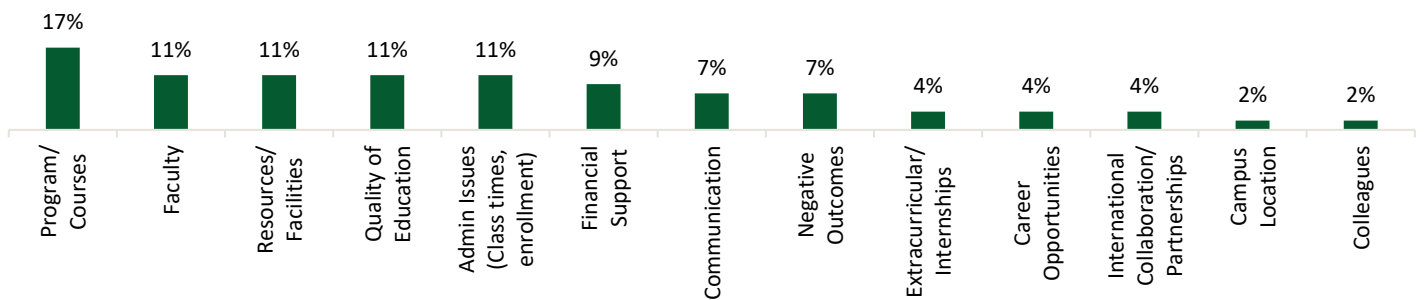


## 04- OPEN-ENDED QUESTIONS

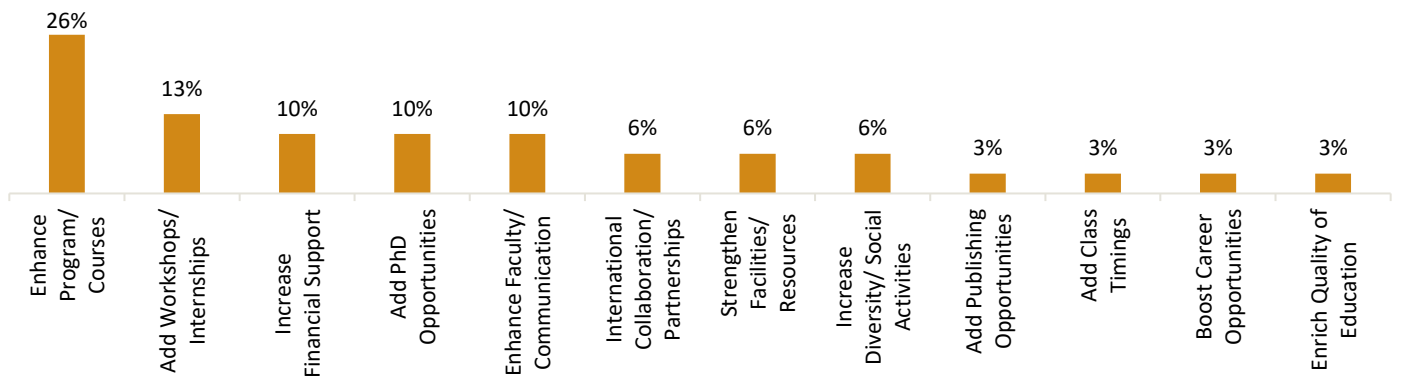
### WHAT ARE THE STRENGTHS OF YOUR GRADUATE EXPERIENCE AT AUC? (35 RESPONSES; 75 THEME MENTIONS)



### WHAT ARE THE WEAKNESSES OF YOUR GRADUATE EXPERIENCE AT AUC? (33 RESPONSES; 54 MENTIONS)



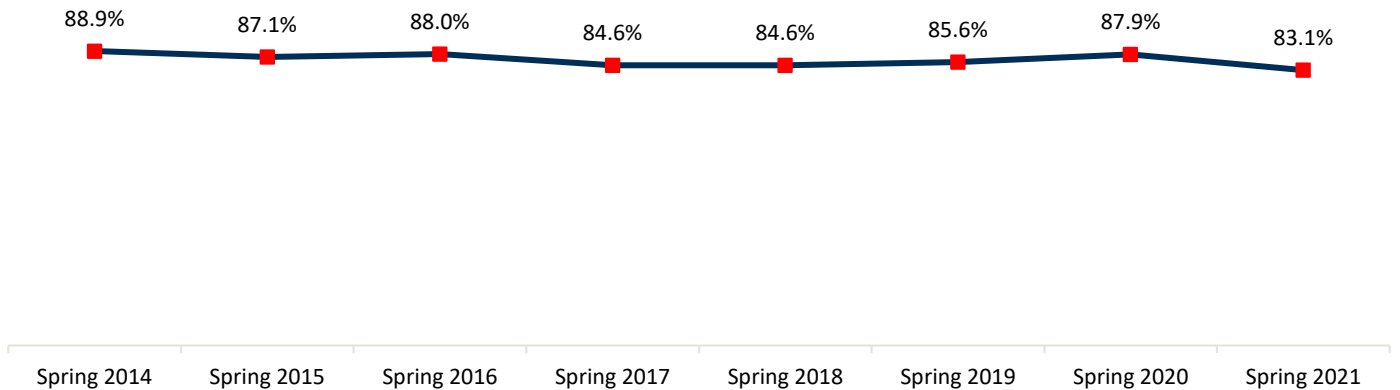
### ANY SUGGESTIONS FOR IMPROVEMENT ARE WELCOME. (21 RESPONSES; 31 MENTIONS)



### III. TRENDS ON KEY METRICS

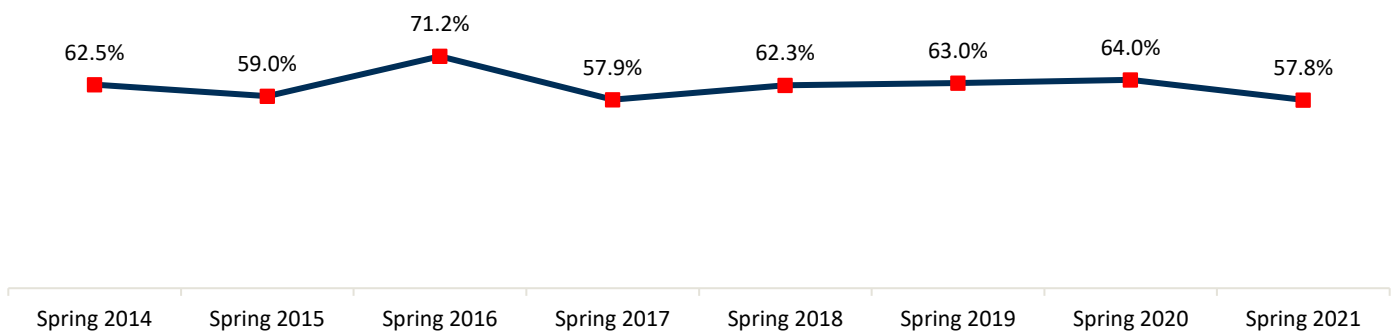
#### OVERALL STUDENT SATISFACTION<sup>6</sup>

Overall Satisfaction with the Graduate Experience



#### RECOMMENDATION

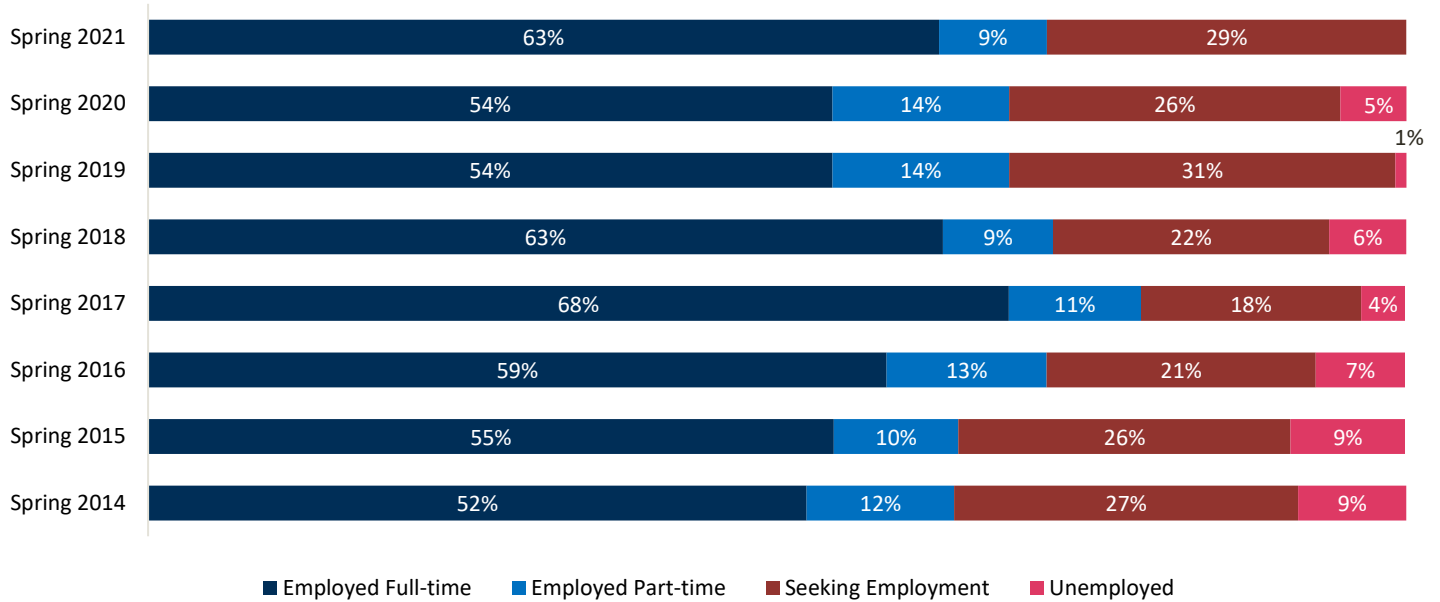
I would **definitely** recommend AUC to my friends considering my field of study



<sup>6</sup> Reported on an overall weighted average on a scale from 1 – 5: 5-Very satisfied, 4-Satisfied, 3-Neutral, 2-Dissatisfied, 1-Very dissatisfied

## EMPLOYMENT STATUS

Employment Status



## INTENTION TO PURSUE A PHD

Percentage of Respondents Intending to Pursue Graduate Studies

