



# INTERNATIONAL STUDENTS EXIT SURVEY- FA 2020

Office of Strategy Management & Institutional Effectiveness

---

# TABLE OF CONTENTS

## Table of Contents

---

Executive Summary & Introduction	3
International Students by Gender/ Career Level/ Nationality	3
International Students by Major	4
Q1: Type of enrolled study program at AUC	6
Q2: What were your housing arrangements while at AUC?	7
Q3: Transition to the university.	8
Q4: Please rate the overall quality of academic instruction at AUC.	9
Q5: Academic instruction at AUC.	10
Q6- Research Area of Interest.	12
Q7- Arabic Language Instruction at AUC.	13
Q8- AUC Services & Facilities satisfaction.	14
Q9- Extracurricular activities.	15
Q10- Difficulties in joining student activities or groups.	16
Q11- Satisfaction with AUC Experience (1)	16
Q12- Satisfaction with AUC Experience (2)	17
Q13- Satisfaction with AUC Experience (3)	18
Q14- Overall satisfaction with opportunities provided to experience Egyptian culture and society.	19
Q15- Recommend AUC.	19
Q16- Advice to future students from your country/region.	20
Q17- Suggestions to improve the study-abroad experience at AUC.	20
Q18- Please provide us with a permanent email address.	21
Q19- Contact Information.	21

# EXECUTIVE SUMMARY

## Introduction

AUC has made deliberate efforts to achieve one of its main strategic goals: *to internationalize the campus through diversity and global exposure*. This survey will assist the administration in assessing AUC as Egypt's leading global university by considering the opinions of international students regarding various aspects of their experience at AUC. Furthermore, the results of the survey will be used to help the Office of International Student Life (ISL) improve international students' overall experience at AUC.

This survey was developed by the Office of ISL, in collaboration with the Office of Strategy Management and Institutional Effectiveness.

## Methodology and Organization of the Report

The survey was sent out to 103 students on December 6<sup>th</sup>, 2020, and two consequent reminders were sent to those who had not responded to the survey. 14 responses were received so the response rate is 14%.

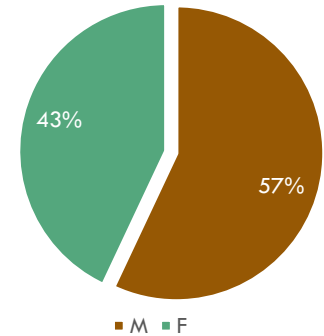
### **This report consists of two parts:**

- **Close-ended Questions:** These refer to questions regarding ratings, rankings, and feedback presented as frequencies and charts.
- **Open-ended Questions:** These refer questions requesting suggestions and/or recommendations organized by themes.

## Demographic Information

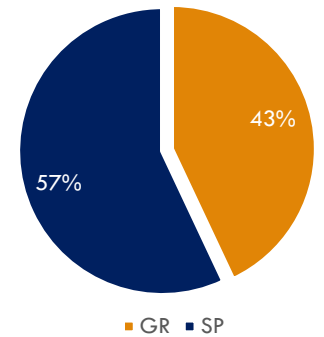
### International Students by Gender

Answer Choices	Percentage	Count
Male	57%	8
Female	43%	6
<b>Total Responses</b>	<b>100%</b>	<b>14</b>



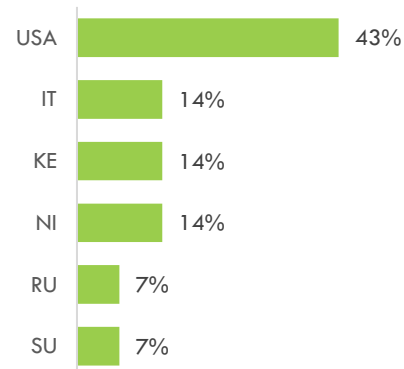
### International Students by Level

Answer Choices	Percentage	Count
Special	57%	8
Graduate	43%	6
<b>Total Responses</b>	<b>100%</b>	<b>14</b>



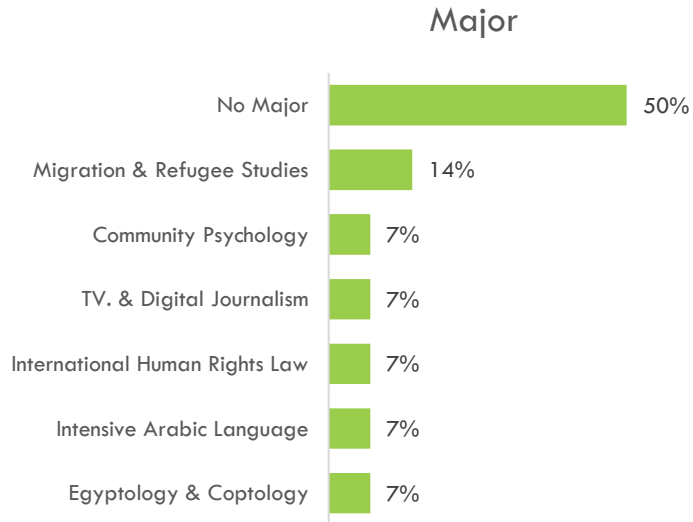
### International Students by Nationality

Nationality	Percentage	Count
USA	43%	6
NI	14%	2
KE	14%	2
IT	14%	2
SU	7%	1
RU	7%	1
<b>Total Responses</b>	<b>100%</b>	<b>14</b>



## International Students by Major

Major	Percentage	Count
No Major	50%	7
Migration & Refugee Studies	14%	2
Egyptology & Coptology	7%	1
Intensive Arabic Language	7%	1
International Human Rights Law	7%	1
TV. & Digital Journalism	7%	1
Community Psychology	7%	1
<b>Total Responses</b>	<b>100%</b>	<b>14</b>

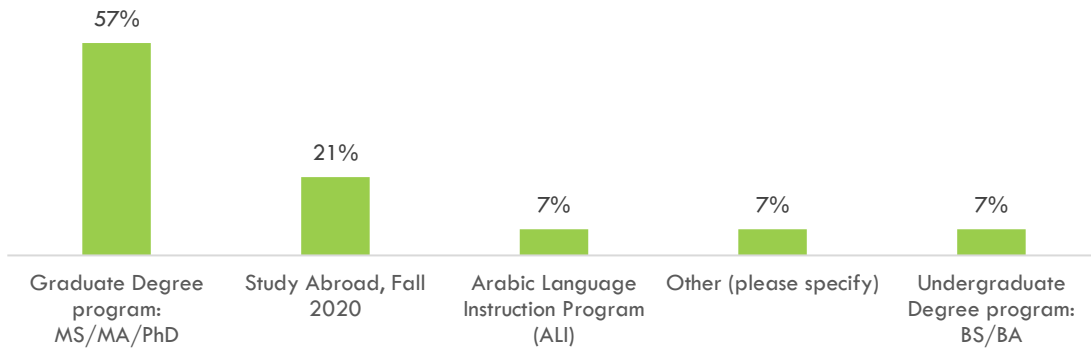


# SURVEY ANALYSIS

## Q1- Please indicate the type of study program you are enrolled in at AUC

Major	Percentage	Count
Graduate Degree program: MS/MA/PhD	57%	8
Study Abroad, Fall 2020	21%	3
Arabic Language Instruction Program (ALI)	7%	1
Other (please specify)	7%	1
Undergraduate Degree program: BS/BA	7%	1
<b>Total Responses</b>	<b>100%</b>	<b>14</b>

Study Program Type



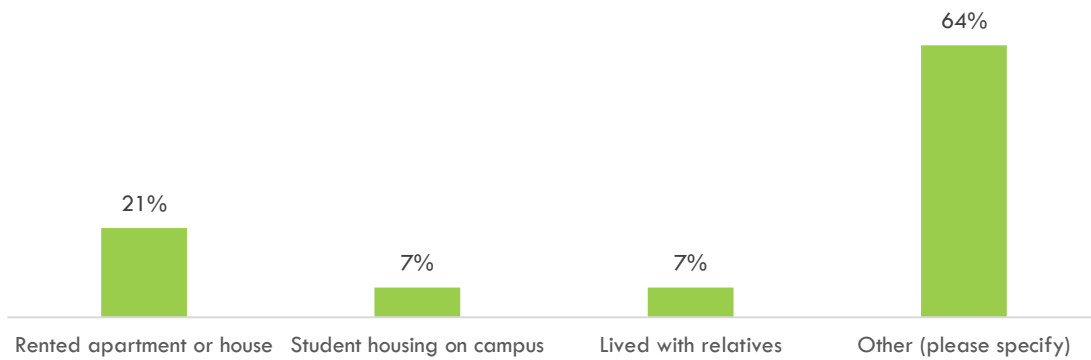
### Other Responses

1	MA Migration and Refugee Studies
---	----------------------------------

## Q2- What were your housing arrangements while at AUC?

Answer Choices	Responses	
Rented apartment or house	21%	3
Student housing on campus	7%	1
Lived with relatives	7%	1
Other (please specify)	64%	9
<b>Total Answered</b>		<b>14</b>

Housing Arrangements

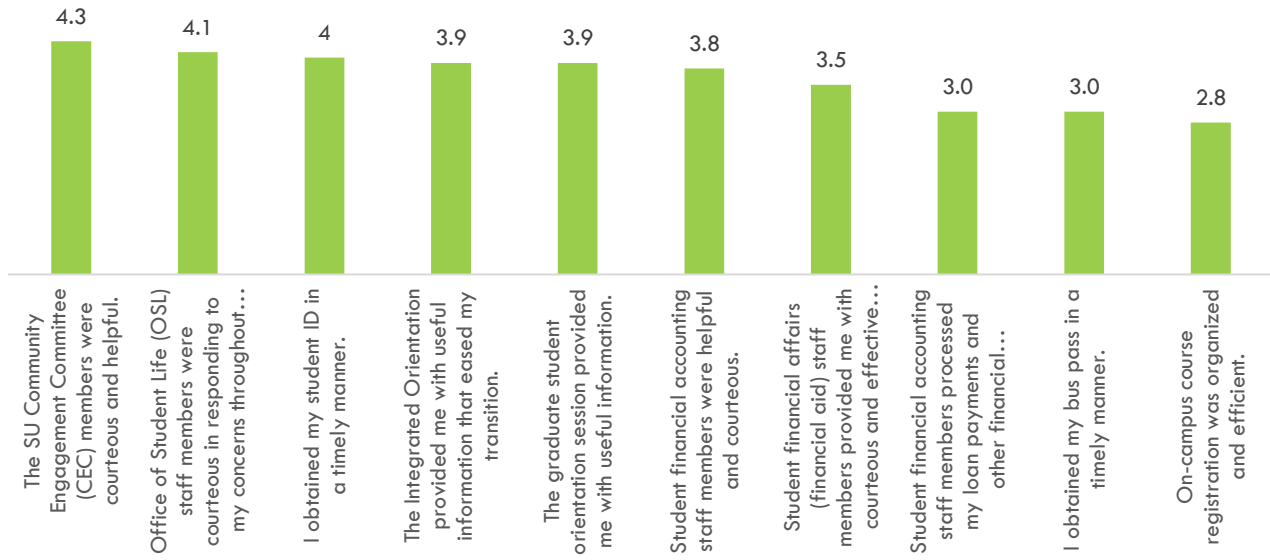


**Q3- Please indicate your level of agreement with the following statements related to your transition to the university.**

Answer Choices	Strongly Agree	Agree	Neutral	Disagree	Strongly Disagree	N/A	Weighted Average
The SU Community Engagement Committee (CEC) members were courteous and helpful.	33%	8%	0%	8%	0%	50%	4.3
Office of Student Life (OSL) staff members were courteous in responding to my concerns throughout the semester/year.	27%	18%	18%	0%	0%	36%	4.1
I obtained my student ID in a timely manner.	25%	8%	0%	0%	8%	58%	4.0
The Integrated Orientation provided me with useful information that eased my transition.	25%	25%	8%	0%	8%	33%	3.9
The graduate student orientation session provided me with useful information.	25%	33%	8%	0%	8%	25%	3.9
Student financial accounting staff members were helpful and courteous.	25%	25%	0%	8%	8%	33%	3.8
Student financial affairs (financial aid) staff members provided me with courteous and effective assistance.	18%	18%	0%	9%	9%	45%	3.5
Student financial accounting staff members processed my loan payments and other financial transactions in a prompt and effective manner.	9%	27%	9%	9%	18%	27%	3.0
I obtained my bus pass in a timely manner.	0%	18%	0%	0%	9%	73%	3.0
On-campus course registration was organized and efficient.	10%	10%	10%	0%	20%	50%	2.8



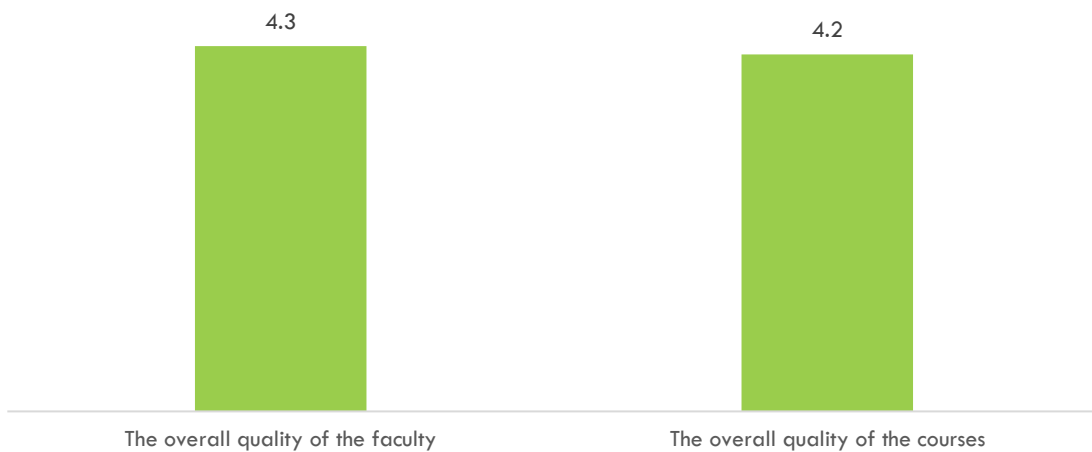
## University Transition



### Q4- Please rate the overall quality of academic instruction at AUC.

Answer Choices	Very Good	Good	Fair	Poor	Very Poor	N/A	Weighted Average
<b>The overall quality of the faculty</b>	58%	33%	0%	0%	8%	0%	4.3
<b>The overall quality of the courses</b>	55%	18%	18%	9%	0%	0%	4.2

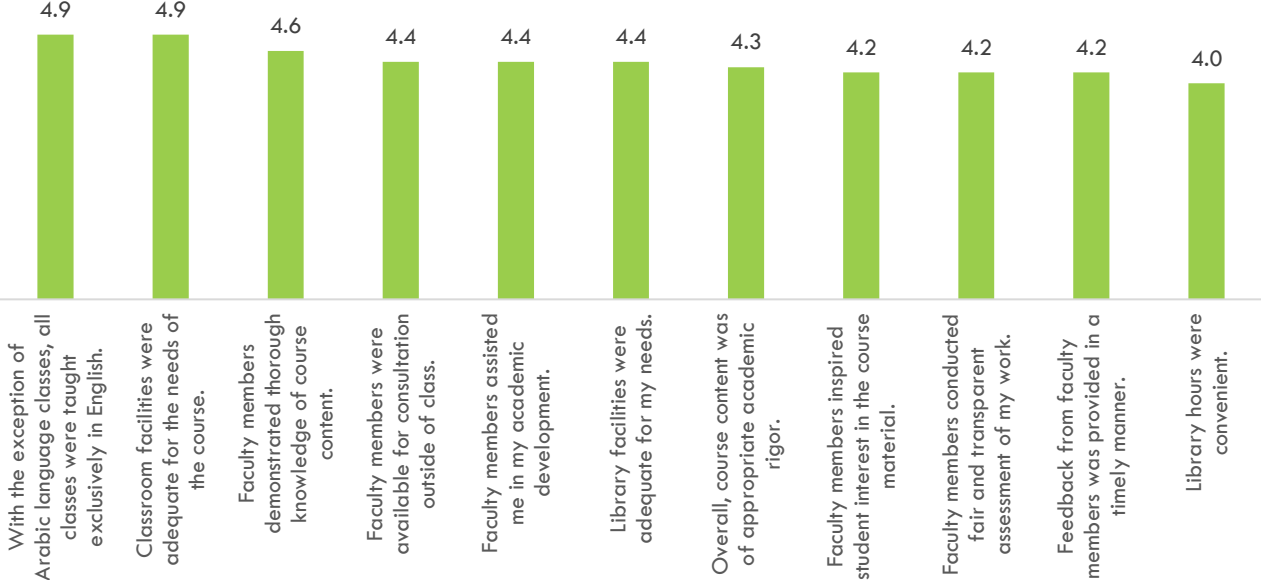
## Quality of Academic Instruction



**Q5- Please indicate your level of agreement with the following statements related to academic instruction at AUC.**

<b>Answer Choices</b>	<b>Strongly Agree</b>	<b>Agree</b>	<b>Neutral</b>	<b>Disagree</b>	<b>Strongly Disagree</b>	<b>N/A</b>	<b>Weighted Average</b>
a. Faculty members demonstrated thorough knowledge of course content.	73%	9%	0%	9%	0%	9%	4.6
b. Faculty members inspired student interest in the course material.	64%	18%	0%	9%	9%	0%	4.2
c. Faculty members were available for consultation outside of class.	64%	9%	9%	9%	0%	9%	4.4
d. Faculty members assisted me in my academic development.	73%	0%	9%	0%	9%	9%	4.4
e. Faculty members conducted fair and transparent assessment of my work.	73%	9%	0%	0%	18%	0%	4.2
f. Overall, course content was of appropriate academic rigor.	73%	9%	0%	9%	9%	0%	4.3
g. With the exception of Arabic language classes, all classes were taught exclusively in English.	73%	9%	0%	0%	0%	18%	4.9
h. Classroom facilities were adequate for the needs of the course.	55%	9%	0%	0%	0%	36%	4.9
i. Library facilities were adequate for my needs.	36%	0%	0%	9%	0%	55%	4.4
j. Library hours were convenient.	18%	0%	0%	9%	0%	73%	4.0
k. Feedback from faculty members was provided in a timely manner.	55%	18%	0%	18%	0%	9%	4.2
<b>Total Responses</b>							<b>11</b>
<b>Skipped</b>							<b>3</b>

## AUC Academic Instruction



## Q6- What area of research are you interested in?

Answer Choices	Percentage	Count
Political Science	18%	2
Egyptology & Coptology	9%	1
Journalism & Mass Comm	9%	1
Public Administration	9%	1
Law	9%	1
Community Psychology	9%	1
Global Affairs	9%	1
Migration and Refugee Studies	9%	1
Teaching English to Speakers of Other Languages	9%	1
Other (please specify)	9%	1
<b>Total Responses</b>		<b>11</b>
<b>Skipped</b>		<b>3</b>

### Other Responses

1	Anthropology
2	Economics


### Research Area of Interest



## Q7- If you studied Arabic at AUC, please rate the following aspects of language instruction:

Answer Choices	Strongly Agree	Agree	Neutral	Disagree	Strongly Disagree	N/A	Weighted Average
a. Arabic language staff were helpful during online and on-campus advising and registration.	43%	0%	0%	0%	0%	57%	5.0
b. I was placed at an appropriate level of Arabic language instruction.	29%	14%	0%	0%	0%	57%	4.7
c. Arabic language courses were taught primarily in Arabic.	29%	14%	0%	0%	0%	57%	4.7
d. The teaching methods were effective.	57%	0%	0%	0%	0%	43%	5.0
e. Course materials were relevant and aided learning.	57%	0%	0%	0%	0%	43%	5.0
f. The level of class participation and discussion was appropriate to meet the objectives of the class.	57%	0%	0%	0%	0%	43%	5.0
g. Faculty members conducted fair and transparent assessment of my work.	57%	0%	0%	0%	0%	43%	5.0
h. The instructions I received significantly increased my Arabic language skills.	29%	0%	14%	0%	0%	57%	4.3
<b>Total Responses</b>							<b>7</b>
<b>Skipped</b>							<b>7</b>

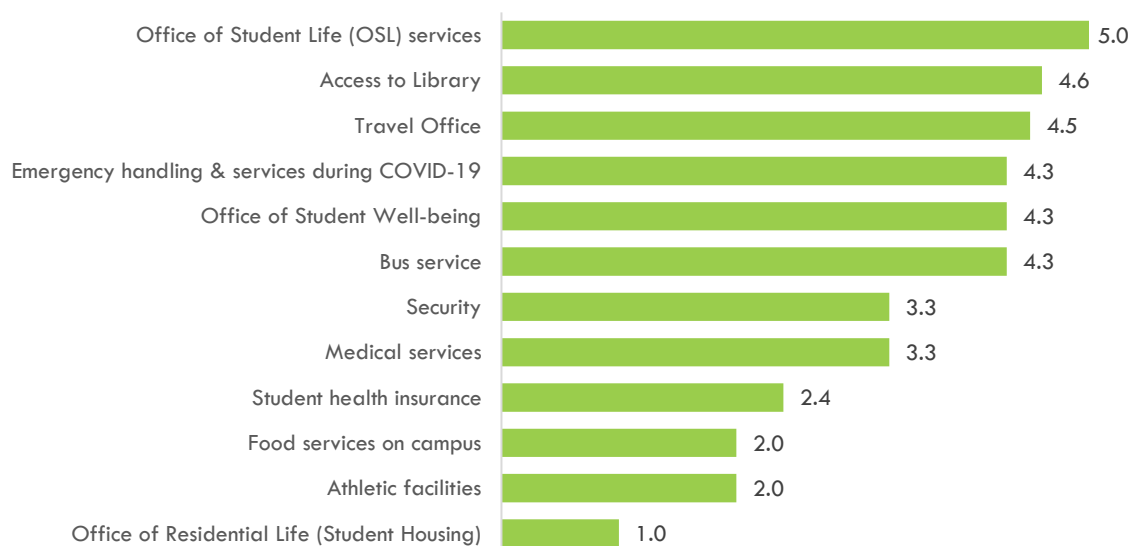
### Arabic Language Instruction



**Q8- Please indicate your overall level of satisfaction with the following services:**

Answer Choices	Very Satisfied	Satisfied	Neutral	Dissatisfied	Very Dissatisfied	N/A	Weighted Average
a. Athletic facilities	0%	0%	9%	0%	9%	82%	2.0
b. Bus service	10%	20%	0%	0%	0%	70%	4.3
c. Food services on campus	0%	0%	10%	10%	10%	70%	2.0
d. Medical services	10%	10%	0%	0%	10%	70%	3.3
e. Office of Student Well-being	20%	0%	10%	0%	0%	70%	4.3
f. Office of Residential Life (Student Housing)	0%	0%	0%	0%	10%	90%	1.0
g. Security	0%	20%	10%	10%	0%	60%	3.3
h. Student health insurance	10%	0%	10%	10%	20%	50%	2.4
i. Travel Office	10%	10%	0%	0%	0%	80%	4.5
j. Office of Student Life (OSL) services including mini-loans, off-campus housing and emergency line.	27%	0%	0%	0%	0%	73%	5.0
k. Access to Library	44%	0%	11%	0%	0%	44%	4.6
l. Emergency handling and services provided during COVID-19	20%	0%	10%	0%	0%	70%	4.3

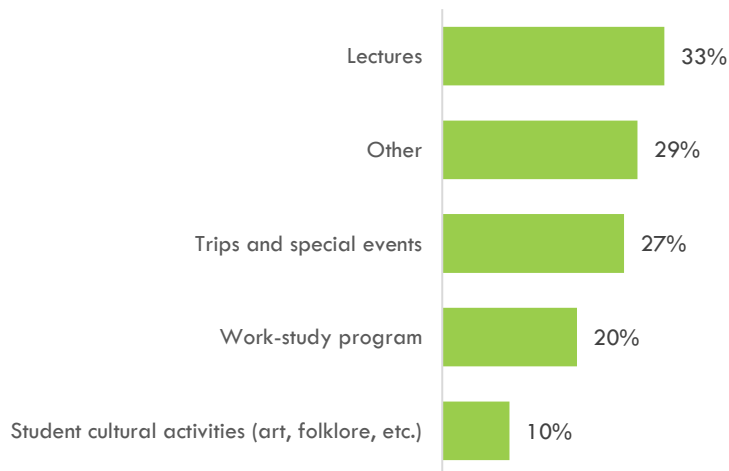
**Services Satisfaction**



## Q9- Did you participate in any of the following extracurricular activities?

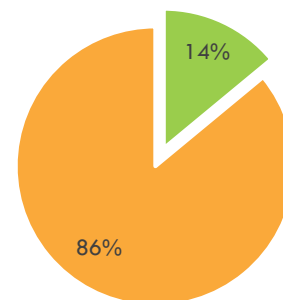
Answer Choices	Yes
Lectures	33%
Other	29%
Trips and special events	27%
Work-study program	20%
Student cultural activities (art, folklore, etc.)	10%
Community service activities	0%
Graduate Student Association (GSA)	0%
Model Arab League	0%
Model United Nations	0%
Sports	0%
Student clubs	0%
Student government (Student Union, Student Court & Student Senate)	0%
Student-organized conferences	0%
Theater	0%

### Participation in Co-curricular Activities



## Q10- Did you encounter any difficulty in joining student activities or groups?

Answer Choices	Percentage	Count
Yes	14%	1
No	86%	6
<b>Total Responses</b>		<b>7</b>
<b>Skipped</b>		<b>7</b>



### If yes, please specify:

- I tried to join through the app at the beginning of the term and all the clubs still said that they weren't accepting members. In that, I couldn't join via the app.

## Q11- Please indicate your level of agreement with the following statements:

Answer Choices	Strongly Agree	Agree	Neutral	Disagree	Strongly Disagree	Weighted Average
a. AUC students are hard to get to know.	18%	18%	27%	27%	9%	3.1
b. It is easier to get to know other international students.	18%	45%	18%	18%	0%	3.6
c. I prefer to socialize with people of my own culture.	0%	0%	0%	50%	50%	1.5
d. AUC students are friendly when you get to know them.	36%	45%	9%	0%	9%	4.0
e. OSL trips provided me with a valuable cultural experience.	14%	29%	43%	14%	0%	3.4
f. I experienced security issues on trips outside of Cairo.	0%	0%	14%	29%	57%	1.6
g. OSL cultural events offered opportunity to learn more about other cultures.	29%	29%	29%	14%	0%	3.7
h. I would have liked more chances to experience Egyptian culture and family life.	25%	38%	13%	25%	0%	3.6
i. I would have liked to make more friends from AUC.	33%	33%	22%	0%	11%	3.8
j. It is difficult to meet Egyptians from outside the university.	0%	0%	43%	43%	14%	2.3
k. AUC's location prevented me from visiting places inside Cairo.	29%	0%	43%	14%	14%	3.1
l. I had difficulty finding transportation to and from central Cairo and other local places.	14%	29%	29%	14%	14%	3.1
m. I had difficulty adapting to Egypt.	14%	0%	14%	29%	43%	2.1
n. I've made some good contacts for the future.	63%	38%	0%	0%	0%	4.6
o. I intend to correspond (email, Facebook, etc.) with the people I've	75%	25%	0%	0%	0%	4.8

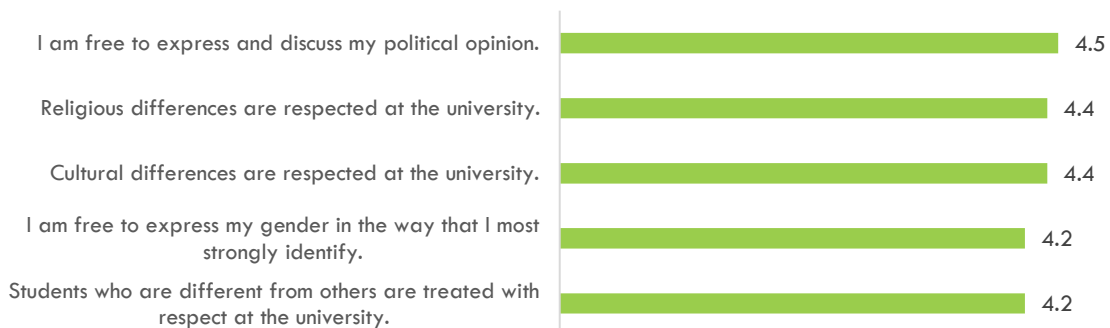


met at AUC when I go back to my home country.



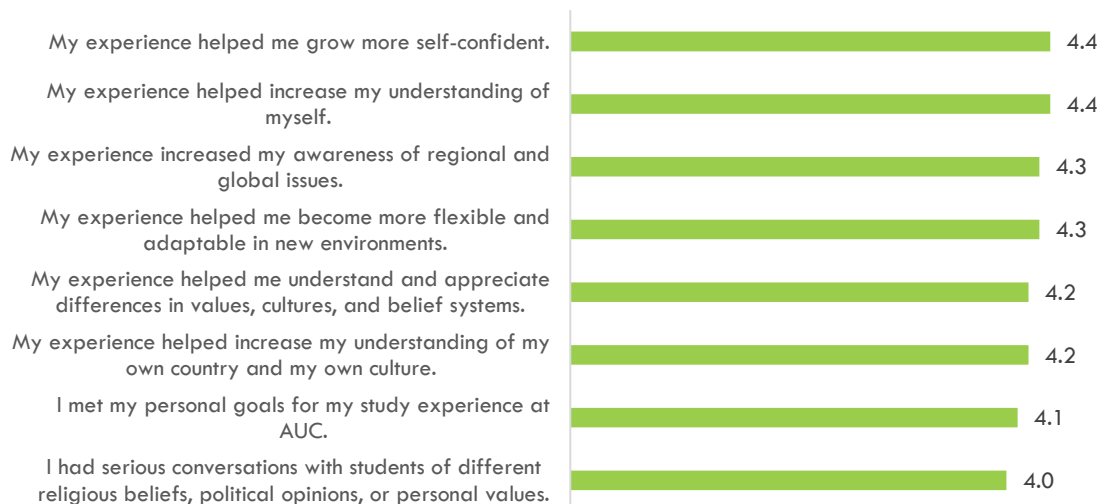
### Q12- Please indicate your level of agreement with the following statements:

Answer Choices	Strongly Agree	Agree	Neutral	Disagree	Strongly Disagree	Weighted Average
Cultural differences are respected at the university.	60%	30%	0%	10%	0%	4.4
Religious differences are respected at the university.	60%	30%	0%	10%	0%	4.4
Students who are different from others are treated with respect at the university.	44%	33%	22%	0%	0%	4.2
I am free to express and discuss my political opinion.	60%	30%	10%	0%	0%	4.5
I am free to express my gender in the way that I most strongly identify.	44%	33%	22%	0%	0%	4.2



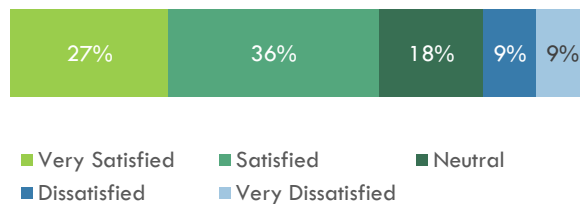
### Q13- To what extent do you agree with these statements?

Answer Choices	Strongly Agree	Agree	Neutral	Disagree	Strongly Disagree	Weighted Average
a. I've had serious conversations with students who were different from me in terms of their religious beliefs, political opinions, or personal values.	44%	22%	22%	11%	0%	4.0
b. My experience has helped me become more flexible and adaptable in new environments.	44%	44%	11%	0%	0%	4.3
c. My experience has helped increase my understanding of myself.	50%	38%	13%	0%	0%	4.4
d. My experience has helped me grow more self-confident.	56%	33%	11%	0%	0%	4.4
e. My experience has helped increase my understanding of my own country and my own culture.	56%	22%	11%	11%	0%	4.2
f. My experience has increased my awareness of regional and global issues.	56%	22%	22%	0%	0%	4.3
g. My experience has helped me understand and appreciate differences in values, cultures, and belief systems.	56%	22%	11%	11%	0%	4.2
h. I've met my personal goals for my study experience at AUC.	44%	22%	33%	0%	0%	4.1



### Q14- Overall, how satisfied are you with the opportunities you were provided with to experience Egyptian culture and society?

Answer Choices	Percentage	Count
Very Satisfied	27%	3
Satisfied	36%	4
Neutral	18%	2
Dissatisfied	9%	1
Very Dissatisfied	9%	1
<b>Total Responses</b>		<b>11</b>
<b>Skipped</b>		<b>3</b>



### Q15- Please rate the following statement:

	Strongly Agree	Agree	Neutral	Disagree	Strongly Disagree	Weighted Average
I would recommend AUC to other students who want to study in the region.	64%	27%	0%	0%	9%	4.4
<b>Total Responses</b>						<b>11</b>
<b>Skipped</b>						<b>3</b>

I would recommend AUC to other students who want to study in the region

