



# **Graduate Students Exit Survey**

## **Evaluation Report**

Fall 2022

The Office of Strategy Management and Institutional Effectiveness

## TABLE OF CONTENTS

<b>INTRODUCTION.....</b>	<b>3</b>
<b>METHODOLOGY.....</b>	<b>3</b>
<b>I. DEMOGRAPHIC INFORMATION.....</b>	<b>4</b>
DEGREE PURSED AT AUC .....	4
STATUS AT AUC.....	4
SCHOOLS REPRESENTED.....	4
SINGLE DEGREES BY SCHOOL .....	5
UNDERGRADUATE DEGREES .....	6
PRIMARY NATIONALITY .....	6
GENDER.....	6
TUITION FEES COVERAGE .....	7
HOW DID YOU COVER THE COST OF YOUR TUITION AT AUC ? (CHECK ALL THAT APPLY) .....	7
FUTURE ACADEMIC PLANS .....	7
DO YOU INTEND TO PURSUE A PH.D.? .....	7
WHICH INSTITUTION(S) AND PHD PROGRAM(S) WOULD YOU CONSIDER TO JOIN? PLEASE LIST YOUR TOP TWO OPTIONS, AND SPECIFY THE NAME OF THE INSTITUTION & COUNTRY .....	8
<b>EMPLOYMENT INFORMATION.....</b>	<b>10</b>
CURRENT EMPLOYMENT STATUS .....	10
WORK EXPERIENCE AT PROGRAM START .....	10
POSTIVE IMPACT ON SALARIES.....	10
<b>II. RESPONDENT-PROVIDED FEEDBACK .....</b>	<b>11</b>
<b>01- ACADEMIC EXPERIENCES.....</b>	<b>11</b>
<b>THESIS WRITING EXPERIENCES.....</b>	<b>11</b>
IS WRITING A THESIS PART OF YOUR DEGREE PROGRAM REQUIREMENTS? .....	11
PLEASE INDICATE YOUR LEVEL OF SATISFACTION WITH THE FOLLOWING:.....	11
HOW HELPFUL WAS/WERE YOUR SUPERVISOR(S) FOR EACH OF THE FOLLOWING ACTIVITIES? .....	12
PLEASE INDICATE WHETHER YOU HAVE ALREADY COMPLETED THE FOLLOWING WITH REGARDS TO YOUR THESIS SUBMISSION.....	12
<b>WORKSHOPS .....</b>	<b>13</b>
HOW USEFUL WAS EACH OF THE FOLLOWING WORKSHOPS TO YOU? IF YOU HAVE NOT ATTENDED, PLEASE SELECT "DID NOT ATTEND." .....	13
WHICH OF THESE WORKSHOPS THAT YOU'VE ATTENDED WOULD YOU RECOMMEND TO YOUR FELLOW COLLEAGUES AS THE MOST USEFUL? .....	14
<b>QUALITY OF ACADEMIC FACTORS.....</b>	<b>15</b>
PLEASE RATE THE QUALITY OF EACH OF THE FOLLOWING:.....	15
<b>SKILL ENHANCEMENT .....</b>	<b>16</b>
PLEASE INDICATE THE EXTENT TO WHICH YOUR GRADUATE EDUCATION AT AUC IS ENHANCING THESE SKILLS: .....	16
<b>02- EXPERIENCES AND SUPPORT SERVICES .....</b>	<b>17</b>
<b>CAMPUS LIFE &amp; SUPPORT SERVICES .....</b>	<b>17</b>
PLEASE RATE THE QUALITY OF EACH OF THE FOLLOWING SUPPORT SERVICES: .....	17
<b>03- OVERALL STUDENT SATISFACTION .....</b>	<b>20</b>
<b>OVERALL GRADUATE STUDENT SATISFCATION .....</b>	<b>20</b>
OVERALL, INDICATE YOUR LEVEL OF SATISFACTION AS A GRADUATE STUDENT AT AUC. ....	20
<b>SATISFACTION WITH GRADUATE STUDENT OPPORTUNITIES.....</b>	<b>20</b>
OVERALL, AS A GRADUATE STUDENT AT AUC, HOW WOULD YOU RATE THE FOLLOWING? .....	20
<b>AUC RECOMMENDATION.....</b>	<b>21</b>

WOULD YOU RECOMMEND AUC TO A FRIEND OR COLLEAGUE CONSIDERING YOUR FIELD OF STUDY?....	21
<b>04- OPEN-ENDED QUESTION RESPONSES .....</b>	<b>22</b>
<b>STRENGTHS OF GRADUATE STUDENT EXPERIENCES .....</b>	<b>22</b>
WHAT ARE THE STRENGTHS OF YOUR GRADUATE EXPERIENCE AT AUC? (35 RESPONSES; 82 POINT MENTIONS).....	22
<b>WEAKNESSES OF GRADUATE STUDENT EXPERIENCES .....</b>	<b>22</b>
WHAT ARE THE WEAKNESSES OF YOUR GRADUATE EXPERIENCE AT AUC?.....	22
(31 RESPONSES; 42 POINT MENTIONS) .....	22
<b>SUGGESTIONS FOR IMPROVEMENT .....</b>	<b>23</b>
ANY SUGGESTIONS FOR IMPROVEMENT ARE WELCOME (22 RESPONSES; 33 POINT MENTIONS).....	23
<b>III. TRENDS ON KEY METRICS .....</b>	<b>24</b>
<b>OVERALL GRADUATE STUDENT SATISFACTION .....</b>	<b>24</b>
<b>POTENTIAL OF AUC RECOMMENDATION .....</b>	<b>24</b>
<b>STUDENT EMPLOYMENT STATUSES .....</b>	<b>25</b>
<b>INTENT TO PURSUE PHDS .....</b>	<b>25</b>

## INTRODUCTION

The Graduate Student Exit Survey is administered every semester to all graduating students from AUC MA/MS and PhD programs. The survey aims to ensure the continuing quality of education the AUC provides its graduate students. Furthermore, it serves to capture future graduate enrollment, through student recommendations or further pursuits of post-graduate studies. The Graduate Student Exit Survey is typically mandatory to all students expecting to graduate each semester.

## METHODOLOGY

This survey was designed and administered by the Office of Strategy Management and Institutional Effectiveness in cooperation with the Office of the Dean of Graduate Studies. All 148 graduate students whose last semester was Fall 2022 were invited to participate in the survey starting February 12<sup>th</sup>, 2022, followed by four reminder emails to boost response rates.<sup>1</sup> The survey was closed on March 19<sup>th</sup>, yielding 64 responses at a total response rate of 43%.<sup>2</sup>

---

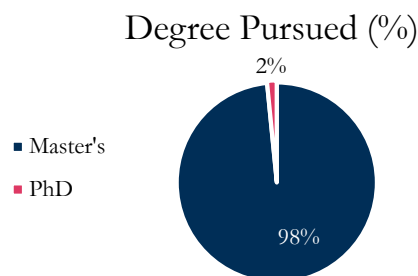
<sup>1</sup> There are 167 graduates in total; however, since some recipients had opted out of receiving surveys, the number of alumni who received the survey is 148.

<sup>22</sup> This and all upcoming percentages are rounded up to the nearest digit.

# I. DEMOGRAPHIC INFORMATION

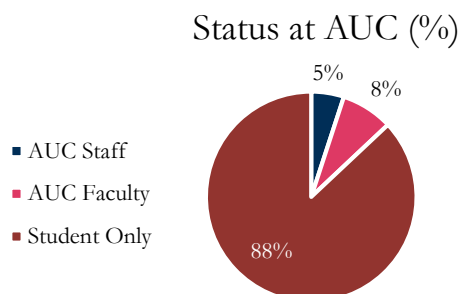
## DEGREE PURSUED AT AUC

Answer choices	Percentage	Count
Master's (MA, MS, MPA, etc)	98%	63
PhD	2%	1
Total Responses		64



## STATUS AT AUC

Answer choices	Percentage	Count
AUC Staff	5%	5
AUC Faculty	8%	5
Student Only	88%	56
Total Responses		64



## SCHOOLS REPRESENTED



Answer choices	Percentage	Count
Global Affairs & Public Policy	38%	24
Science and Engineering	31%	20
Humanities and Social Sciences	17%	11
School of Business	14%	9
Total Responses		64

## SINGLE DEGREES BY SCHOOL

Primary Program	Percentage	Count
<b>Global Affairs &amp; Public Policy</b>	<b>38%</b>	<b>24</b>
Journalism & Mass Comm	8%	5
MA inPublic Administration	8%	5
Master in Public Policy	6%	4
TV. & Digital Journalism	6%	4
MA of Laws LLM in Int&Com. Law	5%	3
Master of Global Affairs	3%	2
Gender & Women's St. in ME/NA	2%	1
<b>Science and Engineering</b>	<b>31%</b>	<b>20</b>
Mechanical Engineering	6%	4
Biotechnology	5%	3
Chemistry	3%	2
Environmental Engineering	3%	2
Nanotechnology	3%	2
Architecture	2%	1
Computer Science	2%	1
Construction Engineering	2%	1
Global Public Health	2%	1
PhD in Engineering	2%	1
Robotics, Contrl & Smart Syst	2%	1
Sustainable Development	2%	1
<b>Humanities and Social Sciences</b>	<b>17%</b>	<b>11</b>
Political Science	6%	4
Educational Leadership	3%	2
Teach. Arabic As a For. Lang.	3%	2
Arabic Studies	2%	1
Sociology Anthropology	2%	1
Tch Engl to Spkr of other Lang	2%	1
<b>School of Business</b>	<b>24%</b>	<b>17</b>
Executive MBA	9%	6
Economics	2%	1
International Management	2%	1
Master of Business Admin.	2%	1

### *Dual Degrees*

Of the 71 respondents, 8 students obtained dual degrees:<sup>3</sup>

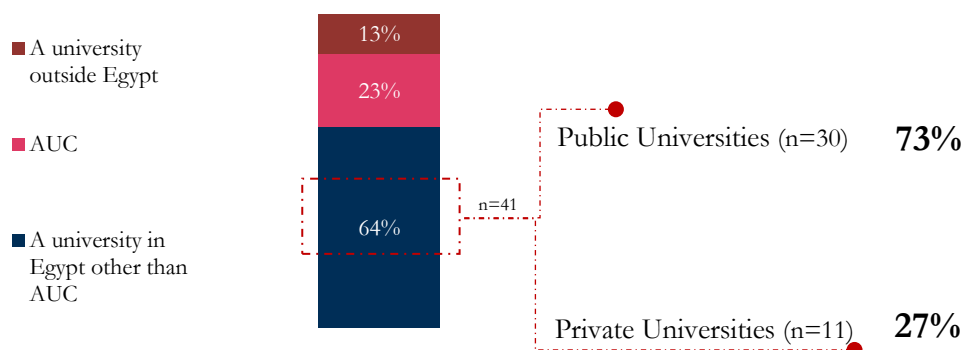
#	Program 1	Program 2
1	Biotechnology	MA inPublic Administration
2	Chemistry	Master of Business Admin.
3	Finance	Executive MBA
4	Biotechnology	PhD in Applied Science
5	Master of Business Admin.	Arabic Studies
6	Environmental Engineering	PhD in Engineering
7	Construction Engineering	PhD in Engineering
8	Master of Business Admin.	Finance

<sup>3</sup> All respondents had graduated from their first graduate programs at earlier semesters.



## UNDERGRADUATE DEGREES

### Universities Awarding Bachelor's Degrees (%)

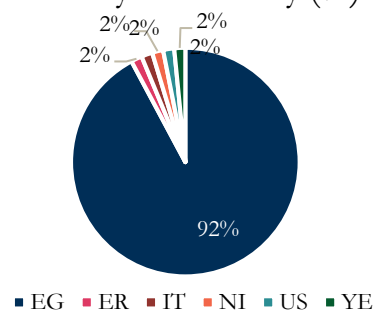


Answer choices	Percentage	Count
A university in Egypt other than AUC	64%	41
AUC	23%	15
A university outside Egypt <sup>4</sup>	13%	8
Total Responses		64

## PRIMARY NATIONALITY

Answer choices	Percentage	Count
EG	92%	59
ER	2%	1
IT	2%	1
NI	2%	1
US	2%	1
YE	2%	1
Total Responses		64

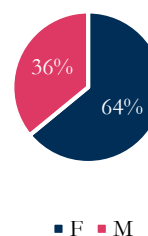
### Primary Nationality (%)



## GENDER

Answer choices	Percentage	Count
Female	64%	41
Male	36%	23
Total Responses		64

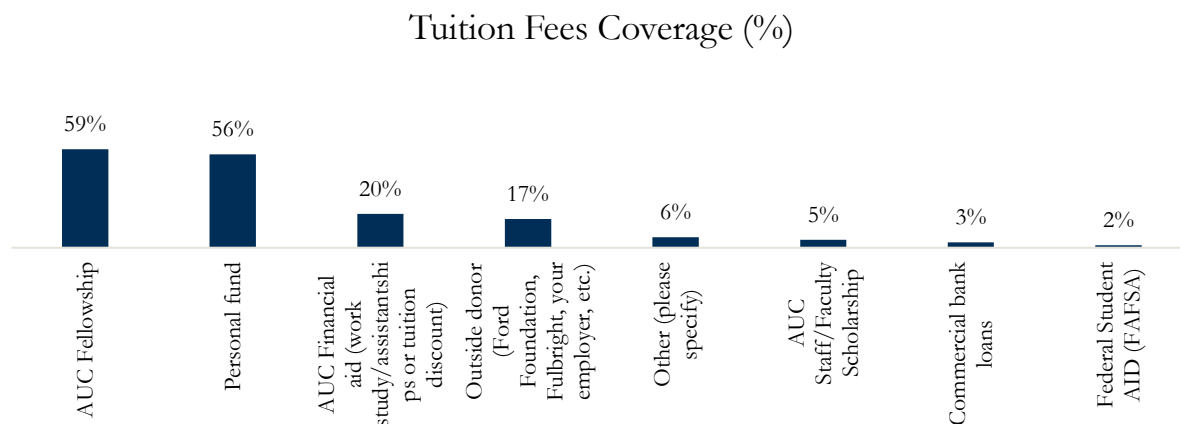
### Gender (%)



<sup>4</sup> One respondent did not provide further details.

## TUITION FEES COVERAGE

HOW DID YOU COVER THE COST OF YOUR TUITION AT AUC ? (CHECK ALL THAT APPLY)



Answer choices	Percentage	Count
AUC Fellowship	59%	38
Personal fund	56%	36
AUC Financial aid (work study/assistantships or tuition discount)	20%	13
Outside donor (Ford Foundation, Fulbright, your employer, etc.)	17%	11
Other (please specify)	6%	4
AUC Staff/Faculty Scholarship	5%	3
Commercial bank loans	3%	2
Federal Student AID (FAFSA)	2%	1
Total Responses		64

### Other Sources (n=4):

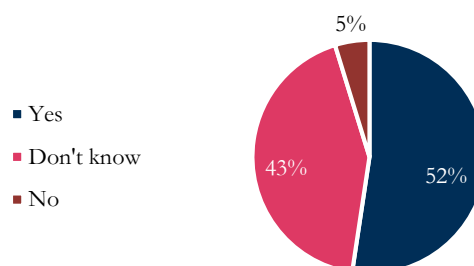
#	Verbatim
1	Alghurair Foundation
2	Personal + Employer
3	Youssef Jameel Fellowship
4	IGGHE's ANSII Course fellowship

## FUTURE ACADEMIC PLANS

DO YOU INTEND TO PURSUE A PH.D.?

Answer choices	Percentage	Count
Yes	52%	33
Don't know	43%	27
No	5%	3
Total Responses		63

### Intent of Pursuing PhDs (%)





*WHICH INSTITUTION(S) AND PhD PROGRAM(S) WOULD YOU CONSIDER TO JOIN?  
PLEASE LIST YOUR TOP TWO OPTIONS, AND SPECIFY THE NAME OF THE INSTITUTION  
& COUNTRY*

Respondents' Primary MA/MS Programs	First PhD Program of Preference	First Institution of Preference	Second PhD Program of Preference	Second Institution of Preference
<b>SSE</b>				
Architecture		University of Cambridge		University College London
Biotechnology		The American University in Cairo		
		Murdoch University, Australia		Queens Mary University, UK
		Pittsburgh university, USA		Michigan University, USA
Chemistry		Purdue University		Ohio State University
	drug design and delivery		Microbiology and biotechnology	
Construction Engineering		TU delft, Netherlands		AUC, Egypt
Mecanical Engineering		AUC		GUC
Nanotechnology	PhD program in Chemical Engineering	Polytechnic of Turin- Italy		
		University of McGill, Canada		
<b>GAPP</b>				
MA inPublic Administration		Hertie School, Germany		JFK school, USA
		Not determined yet		Not determined yet
MA of Laws LLM in Int & Com. Law		Cambridge	Queen	
	Sociology	London School of Economics and Political Science (LSE)	Sociology	The University of Toronto
Master in Public Policy	Sustainable Development		Sustainability Management	
Master of Global Affairs		AUC, Egypt		US university, United States of America
TV. & Digital Journalism	Digital media		Television and radio	
	Phd in media and film	USA		
	International Relations	USA	Political science	USA
<b>HUSS</b>				
Education Leadership	PhD in Global Public Health			
Political Science	Public Health Policy	AUC	Online PHD	USA
		Uppsala Universitet		ETH Zürich

Respondents' Primary MA/MS Programs	First PhD Program of Preference	First Institution of Preference	Second PhD Program of Preference	Second Institution of Preference
Tch Engl to Spkr of other Lang	Writing, Rhetoric & Literacies	USA		
Teach. Arabic As a For. Lang.		Ain Shams		European universities
<b>BUS</b>				
International Management		Erasmus University Rotterdam		University of Pensilvania
Economics		Leeds University, the United Kingdom		University of California, Los Angeles
Executive MBA		AUC		Hult

## EMPLOYMENT INFORMATION

### CURRENT EMPLOYMENT STATUS



■ Employed full-time
 ■ Employed part-time
 ■ Unemployed, seeking employment
 ■ Unemployed, not seeking employment

Answer choices	Percentage	Count
Employed full-time	63%	40
Employed part-time	13%	8
Unemployed, seeking employment	21%	13
Unemployed, not seeking employment	3%	2
Total Responses		63

### WORK EXPERIENCE AT PROGRAM START



■ < 3 years
 ■ 3 to 5 years
 ■ 6 to 10 years
 ■ 11 to 15 years
 ■ > 15 years

Answer choices	Percentage	Count
< 3 years	37%	23
3 to 5 years	21%	13
6 to 10 years	19%	12
11 to 15 years	13%	8
> 15 years	11%	7
Total Responses		63

### POSTIVE IMPACT ON SALARIES



■ Yes
 ■ No

Answer choices	Percentage	Count
Yes	65%	41
No	35%	22
Total Responses		63

## II. RESPONDENT-PROVIDED FEEDBACK

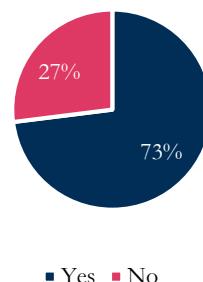
### 01- ACADEMIC EXPERIENCES

#### THESIS WRITING EXPERIENCES

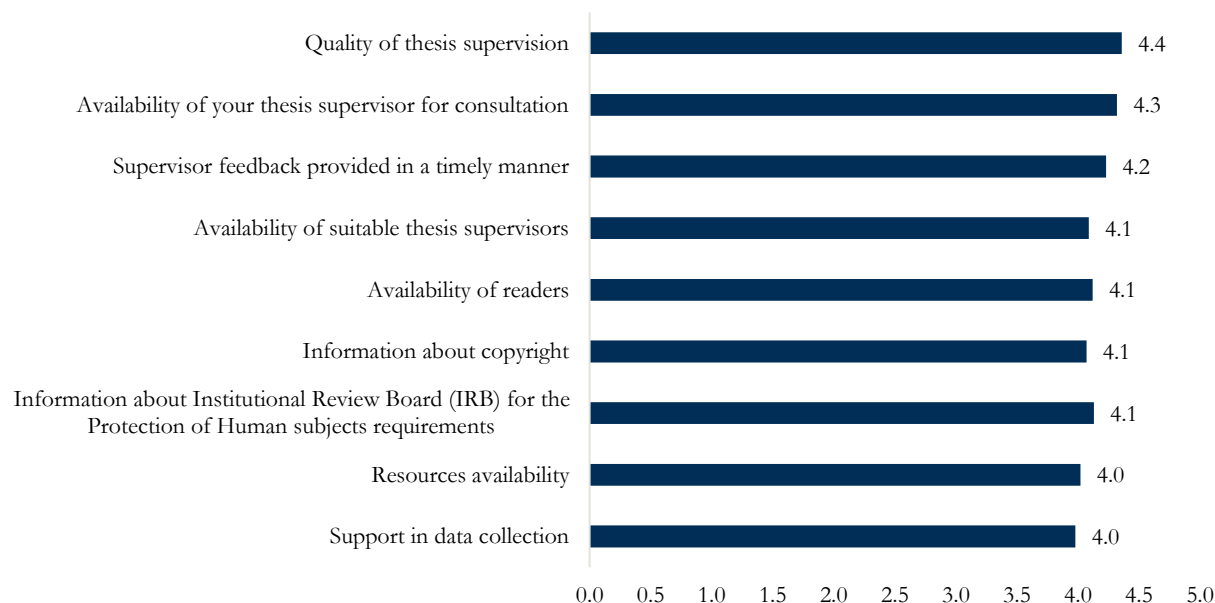
*IS WRITING A THESIS PART OF YOUR DEGREE PROGRAM REQUIREMENTS?*

Answer Choices	Percentage	Count
Yes	73%	46
No	27%	17
Total Responses		63

Thesis Requirements (%)



*PLEASE INDICATE YOUR LEVEL OF SATISFACTION WITH THE FOLLOWING:*



Answer Choices	Very satisfied		Satisfied		Neutral		Dissatisfied		Very dissatisfied		Unable to access		Total	WA
	%	C	%	C	%	C	%	C	%	C	%	C		
Quality of thesis supervision	52%	23	36%	16	9%	4	0%	0	2%	1	0%	0	44	4.4
Availability of your thesis supervisor for consultation	55%	24	30%	13	11%	5	2%	1	2%	1	0%	0	44	4.3
Supervisor feedback provided in a timely manner	48%	21	34%	15	14%	6	2%	1	2%	1	0%	0	44	4.2
Availability of suitable	43%	19	32%	14	18%	8	5%	2	2%	1	0%	0	44	4.1

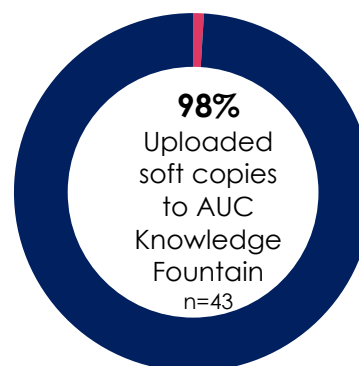
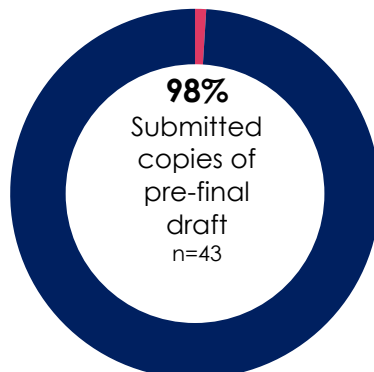
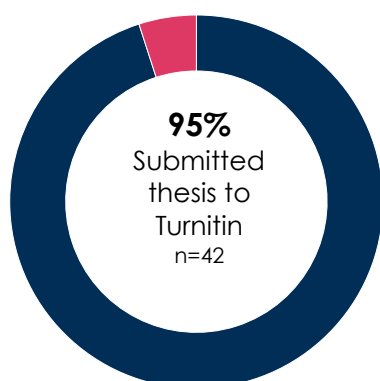
Answer Choices	Very satisfied		Satisfied		Neutral		Dissatisfied		Very dissatisfied		Unable to access		Total	WA
thesis supervisors														
Availability of readers	36%	16	41%	18	14%	6	2%	1	2%	1	5%	2	44	4.1
Information about copyright	32%	14	39%	17	20%	9	2%	1	0%	0	7%	3	44	4.1
Information about Institutional Review Board (IRB) for the Protection of Human subjects requirements	39%	17	34%	15	11%	5	5%	2	2%	1	9%	4	44	4.1
Resources availability	39%	17	41%	18	9%	4	7%	3	5%	2	0%	0	44	4.0
Support in data collection	34%	15	32%	14	25%	11	2%	1	2%	1	5%	2	44	4.0

### HOW HELPFUL WAS/WERE YOUR SUPERVISOR(S) FOR EACH OF THE FOLLOWING ACTIVITIES?



Answer Choices	Very helpful		Helpful		Not very helpful		Not helpful at all		Total	WA
	%	C	%	C	%	C	%	C		
Support in research methodology	57%	25	39%	17	5%	2	0%	0	44	3.5
Mentoring and academic advising	59%	26	34%	15	7%	3	0%	0	44	3.5
Evaluation of thesis progress	52%	23	43%	19	5%	2	0%	0	44	3.5
Support in writing a thesis/dissertation proposal	52%	23	41%	18	7%	3	0%	0	44	3.5
Identification of a thesis/dissertation research topic	52%	23	36%	16	11%	5	0%	0	44	3.4
Information about IRB	48%	21	41%	18	9%	4	2%	1	44	3.3

### PLEASE INDICATE WHETHER YOU HAVE ALREADY COMPLETED THE FOLLOWING WITH REGARDS TO YOUR THESIS SUBMISSION.



Answer Choices	Yes		No		Total
	%	C	%	C	
I have submitted my thesis to turnitin to check for plagiarism	95%	42	5%	2	44
I have submitted copies of the pre-final draft to my thesis supervisor and readers as directed	98%	43	2%	1	44
I have uploaded a soft copy of my thesis to the AUC Knowledge Fountain	98%	43	2%	1	44

## WORKSHOPS

*How useful<sup>5</sup> was each of the following workshops to you? If you have not attended, please select “Did not attend.”*



Answer Choices	Very Useful		Useful		Not Useful		Not Useful at All		Did not Attend		Total	WA
	%	C	%	C	%	C	%	C	%	C		
IRB (Institutional Review Board)	18%	11	8%	5	0%	0	0%	0	74%	45	61	3.7
Writing the Literature review	16%	10	10%	6	3%	2	0%	0	70%	43	61	3.4
Oral Communication and Presentation skills	5%	3	7%	4	0%	0	0%	0	89%	54	61	3.4
Thesis Writing (Methodology, Results and Discussions)	20%	12	16%	10	0%	0	2%	1	62%	38	61	3.4
Library research guidance	10%	6	21%	13	0%	0	0%	0	69%	42	61	3.3
Survey design & data analysis	8%	5	7%	4	3%	2	0%	0	82%	50	61	3.3
Research methodology	10%	6	20%	12	2%	1	0%	0	69%	42	61	3.3
Statistical package (SPSS, survey monkey, etc ...)	7%	4	5%	3	0%	0	2%	1	87%	53	61	3.3
Thesis proposal writing	7%	4	21%	13	2%	1	0%	0	70%	43	61	3.2
Graduate Student Support Grants Application	3%	2	7%	4	2%	1	0%	0	89%	54	61	3.1
Thesis Boot Camp	3%	2	8%	5	2%	1	0%	0	87%	53	61	3.1
Academic integrity and research ethics	10%	6	20%	12	7%	4	0%	0	64%	39	61	3.1
Grant proposal writing	2%	1	10%	6	2%	1	0%	0	87%	53	61	3.0
How to apply for PhD	0%	0	0%	0	2%	1	2%	1	97%	59	61	1.5

<sup>5</sup> Answers were rated on a scale from 1 – 4: 4-Very useful, 3-Useful, 2-Not useful, 1-Not useful at all.

*WHICH OF THESE WORKSHOPS THAT YOU'VE ATTENDED WOULD YOU RECOMMEND TO YOUR FELLOW COLLEAGUES AS THE MOST USEFUL?*

Answer Choices	Percentage	Count
Thesis Writing (Methodology, Results and Discussions)	49%	18
Research methodology	38%	14
Thesis proposal writing	35%	13
Academic integrity and research ethics	24%	9
Writing the Literature review	22%	8
Library research guidance	22%	8
IRB (Institutional Review Board)	22%	8
Thesis Boot Camp	16%	6
Oral Communication and Presentation skills	11%	4
Survey design & data analysis	11%	4
Statistical package (SPSS, survey monkey, etc ...)	8%	3
Grant proposal writing	8%	3
Graduate Student Support Grants Application	8%	3
How to apply for PhD	0%	0
If there are other workshops you would suggest that are not currently provided, please list them below		4
Total Responses		37

### Top Six Recommended Workshops

In descending order of



**49%**

Thesis Writing



**38%**

Research  
Methodology



**35%**

Thesis Proposal



**24%**

Academic Integrity  
& Research Ethics



**22%**

Writing the Literature  
Review & Library  
Research



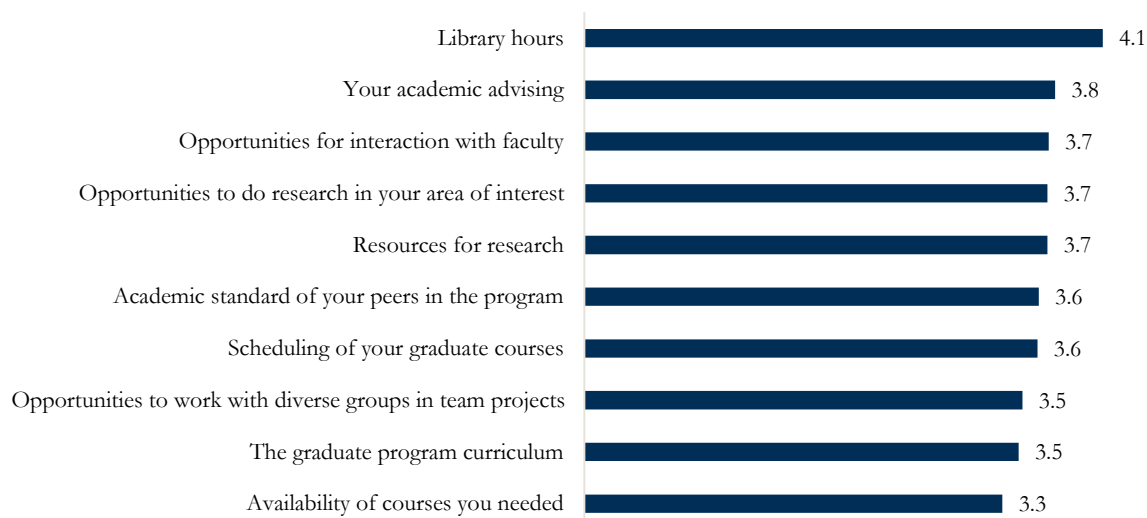
**22%**

IRB



## QUALITY OF ACADEMIC FACTORS

PLEASE RATE<sup>6</sup> THE QUALITY OF EACH OF THE FOLLOWING:



Answer Choices	Excellent		Very Good		Good		Fair		Poor		Unable to access		Total	WA
	%	C	%	C	%	C	%	C	%	C	%	C		
Library hours	33%	20	25%	15	13%	8	5%	3	0%	0	25%	15	61	4.1
Your academic advising	31%	19	31%	19	23%	14	7%	4	7%	4	2%	1	61	3.8
Opportunities for interaction with faculty	21%	13	44%	27	23%	14	7%	4	5%	3	0%	0	61	3.7
Opportunities to do research in your area of interest	30%	18	28%	17	23%	14	8%	5	7%	4	5%	3	61	3.7
Resources for research	30%	18	31%	19	21%	13	7%	4	8%	5	3%	2	61	3.7
Academic standard of your peers in the program	21%	13	43%	26	16%	10	16%	10	3%	2	0%	0	61	3.6
Scheduling of your graduate courses	20%	12	46%	28	16%	10	11%	7	7%	4	0%	0	61	3.6
Opportunities to work with diverse groups in team projects	18%	11	41%	25	15%	9	16%	10	7%	4	3%	2	61	3.5
The graduate program curriculum	15%	9	39%	24	31%	19	7%	4	8%	5	0%	0	61	3.5
Availability of courses you needed	16%	10	36%	22	20%	12	20%	12	8%	5	0%	0	61	3.3

<sup>6</sup> Questions rated on a scale from 1 – 5: 5-Excellent, 4-Very Good, 3-Good, 2-Fair, 1-Poor

## SKILL ENHANCEMENT

PLEASE INDICATE THE EXTENT<sup>7</sup> TO WHICH YOUR GRADUATE EDUCATION AT AUC IS ENHANCING THESE SKILLS:



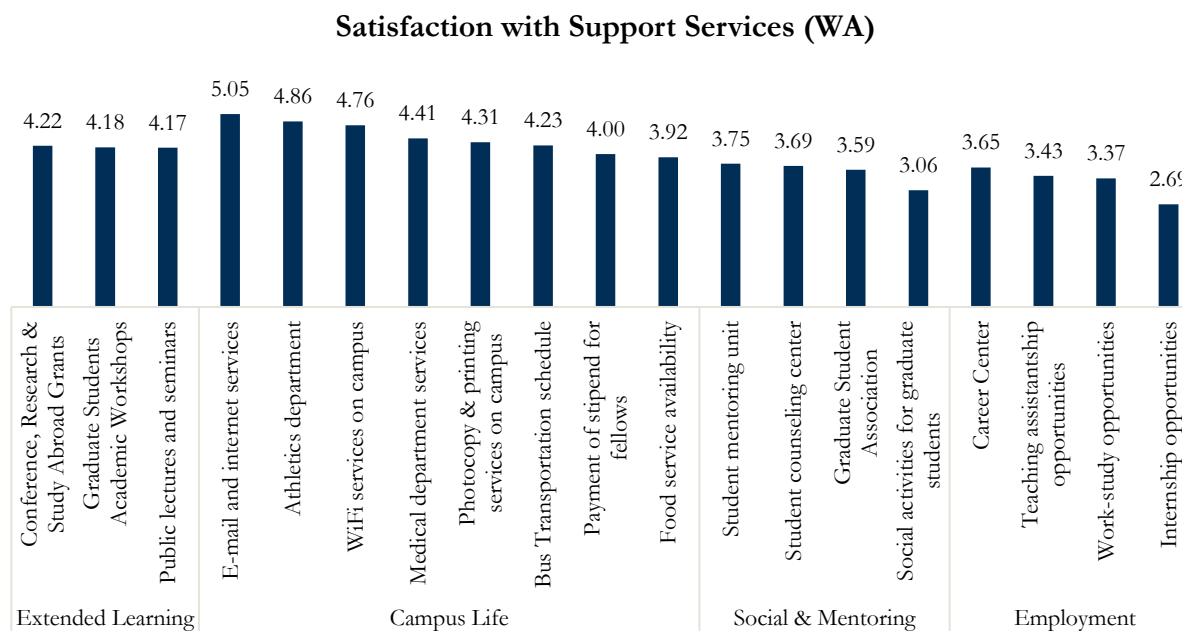
Answer Choices	To a great extent		To some extent		Not at all		Total	WA
	%	C	%	C	%	C		
Understand the principles of ethical conduct in research	69%	42	23%	14	8%	5	61	2.6
Collaborate with a team	61%	37	34%	21	5%	3	61	2.6
Become an expert in your field	57%	35	36%	22	7%	4	61	2.5
Keep up with current advances in your field	56%	34	39%	24	5%	3	61	2.5
Present research results to an audience of peers or at a conference	57%	35	34%	21	8%	5	61	2.5
Write quality papers ready for publication	57%	35	30%	18	13%	8	61	2.4
Become a team leader	48%	29	41%	25	11%	7	61	2.4
Be up to date with the latest research methods	43%	26	49%	30	8%	5	61	2.3
Supervise others	43%	26	48%	29	10%	6	61	2.3
Become a qualified teacher	43%	26	43%	26	15%	9	61	2.3
Write grant proposals	33%	20	46%	28	21%	13	61	2.1

<sup>7</sup> Questions rated on a scale from 1 – 3: 3-To a great extent, 2-To some extent, 1-Not at all

## 02- EXPERIENCES AND SUPPORT SERVICES

### CAMPUS LIFE & SUPPORT SERVICES

PLEASE RATE<sup>8</sup> THE QUALITY OF EACH OF THE FOLLOWING SUPPORT SERVICES:



#### Extended Learning

Answer Choices	Excellent		Very Good		Good		Average		Fair		Poor		Unable to access		Total	WA
	%	C	%	C	%	C	%	C	%	C	%	C	%	C		
Conference, Research and Study Abroad Support Grants	15%	9	10%	6	11%	7	8%	5	5%	3	3%	2	48%	29	61	4.22
Graduate Students Academic Workshops	11%	7	18%	11	21%	13	5%	3	5%	3	5%	3	34%	21	61	4.18
Public lectures and seminars	13%	8	18%	11	26%	16	11%	7	5%	3	3%	2	23%	14	61	4.17

<sup>8</sup> Questions rated on a scale from 1 – 6: 6-Excellent, 5-Very Good, 4-Good, 3-Average, 2-Fair, 1-Poor

### *Campus Life*

Answer Choices	Excellent		Very Good		Good		Average		Fair		Poor		Unable to access		Total	WA
	%	C	%	C	%	C	%	C	%	C	%	C	%	C		
E-mail and internet services	43%	26	25%	15	16%	10	5%	3	2%	1	2%	1	8%	5	61	5.05
Athletics department	11%	7	10%	6	10%	6	3%	2	0%	0	0%	0	66%	40	61	4.86
WiFi services on campus	43%	26	21%	13	16%	10	7%	4	3%	2	7%	4	3%	2	61	4.76
Medical department services	15%	9	13%	8	5%	3	2%	1	7%	4	3%	2	56%	34	61	4.41
Photocopy & printing services on campus	18%	11	11%	7	11%	7	8%	5	3%	2	5%	3	43%	26	61	4.31
Bus Transportation schedule	8%	5	16%	10	20%	12	8%	5	3%	2	2%	1	43%	26	61	4.23
Payment of stipend for fellows	16%	10	15%	9	18%	11	7%	4	3%	2	11%	7	30%	18	61	4.00
Food service availability	11%	7	16%	10	28%	17	16%	10	5%	3	7%	4	16%	10	61	3.92

### *Social & Mentoring*

Answer Choices	Excellent		Very Good		Good		Average		Fair		Poor		Unable to access		Total	WA
	%	C	%	C	%	C	%	C	%	C	%	C	%	C		
Student mentoring unit	5%	3	5%	3	13%	8	11%	7	2%	1	3%	2	61%	37	61	3.75
Student counseling center	8%	5	3%	2	13%	8	10%	6	2%	1	7%	4	57%	35	61	3.69
Graduate Student Association	5%	3	8%	5	18%	11	10%	6	5%	3	7%	4	48%	29	61	3.59
Social activities for graduate students	5%	3	5%	3	15%	9	8%	5	10%	6	13%	8	44%	27	61	3.06

### *Employment*

Answer Choices	Excellent		Very Good		Good		Average		Fair		Poor		Unable to access		Total	WA
	%	C	%	C	%	C	%	C	%	C	%	C	%	C		
Career Center	7%	4	15%	9	15%	9	11%	7	2%	1	11%	7	39%	24	61	3.65
Teaching assistantship	10%	6	13%	8	8%	5	15%	9	3%	2	16%	10	34%	21	61	3.43

Answer Choices	Excellent		Very Good		Good		Average		Fair		Poor		Unable to access		Total	WA
opportunities																
Work-study opportunities	8%	5	7%	4	15%	9	10%	6	5%	3	13%	8	43%	26	61	3.37
Internship opportunities	2%	1	7%	4	7%	4	10%	6	7%	4	16%	10	52%	32	61	2.69

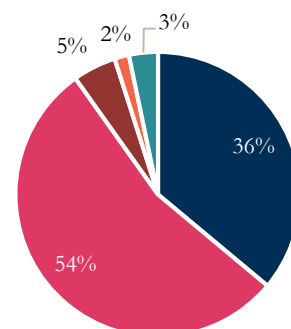
## 03- OVERALL STUDENT SATISFACTION

### OVERALL GRADUATE STUDENT SATISFACTION

OVERALL, INDICATE YOUR LEVEL OF SATISFACTION AS A GRADUATE STUDENT AT AUC.

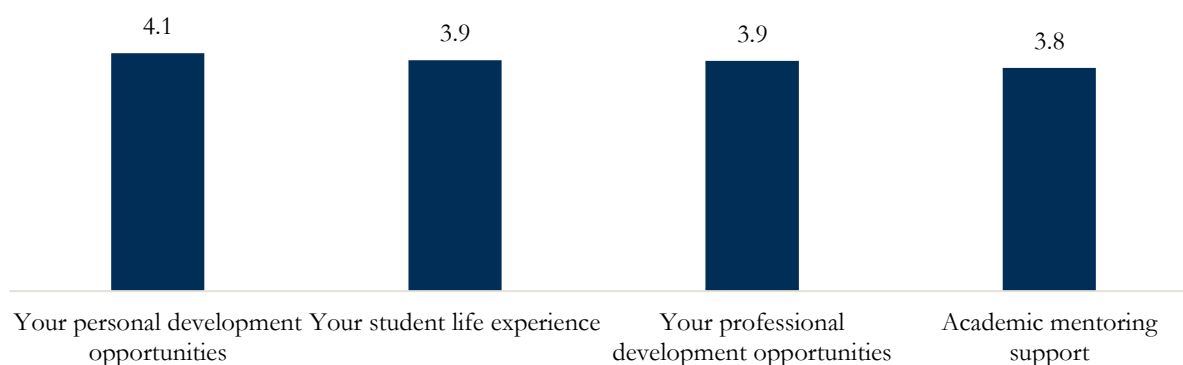
Answer Choices	Percentage	Count
Very satisfied	36%	22
Satisfied	54%	33
Neutral	5%	3
Dissatisfied	2%	1
Very dissatisfied	3%	2
Total Responses		61

- Very satisfied
- Satisfied
- Neutral
- Dissatisfied
- Very dissatisfied



### SATISFACTION WITH GRADUATE STUDENT OPPORTUNITIES

OVERALL, AS A GRADUATE STUDENT AT AUC, HOW WOULD YOU RATE THE FOLLOWING?



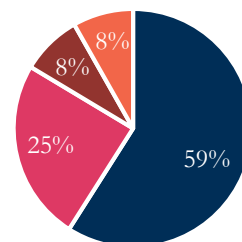
Answer Choices	Excellent		Very Good		Good		Fair		Poor		Total	WA
	%	C	%	C	%	C	%	C	%	C		
Your personal development opportunities	33%	20	46%	28	16%	10	3%	2	2%	1	61	4.1
Your student life experience	28%	17	43%	26	26%	16	2%	1	2%	1	61	3.9
Your professional development opportunities	33%	20	39%	24	18%	11	7%	4	3%	2	61	3.9
Academic mentoring support	33%	20	30%	18	26%	16	8%	5	3%	2	61	3.8

## AUC RECOMMENDATION

*WOULD YOU RECOMMEND AUC TO A FRIEND OR COLLEAGUE CONSIDERING YOUR FIELD OF STUDY?*

Answer choices	Percentage	Count
Definitely	59%	36
Probably	25%	15
Maybe	8%	5
Definitely not	8%	5
Please elaborate:		13
Total Responses		61

- Definitely
- Probably
- Maybe
- Definitely not





## 04- OPEN-ENDED QUESTION RESPONSES

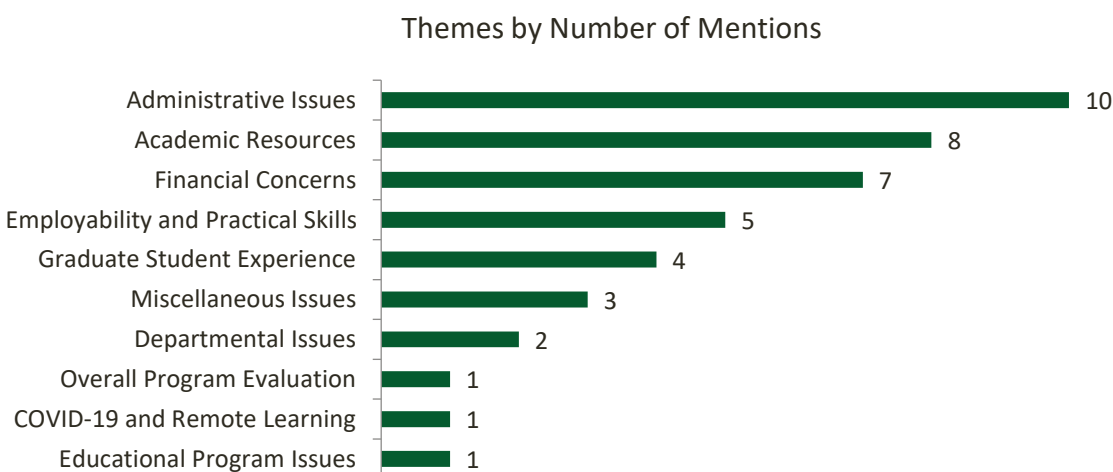
### STRENGTHS OF GRADUATE STUDENT EXPERIENCES

*WHAT ARE THE STRENGTHS OF YOUR GRADUATE EXPERIENCE AT AUC? (35 RESPONSES; 82 POINT MENTIONS)*



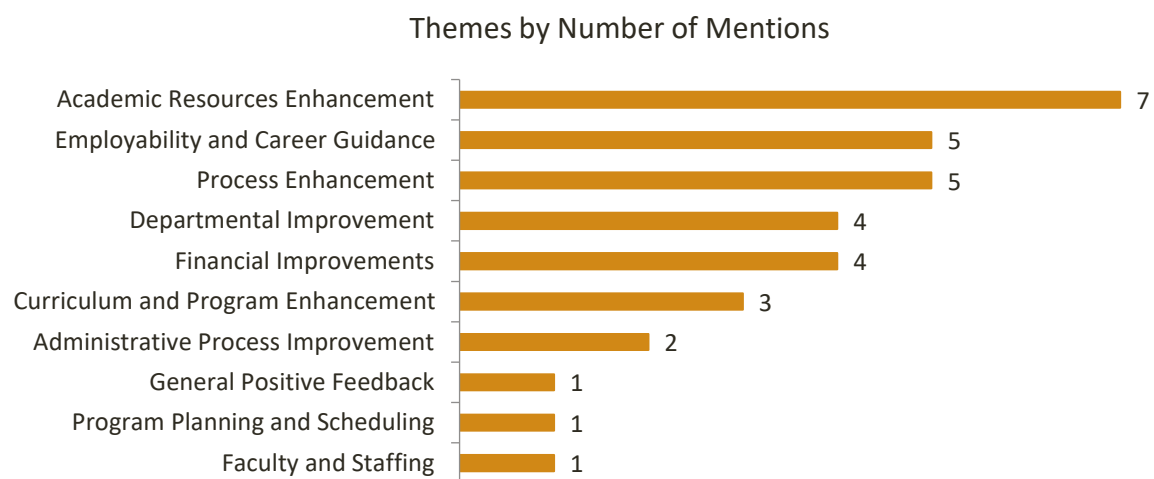
### WEAKNESSES OF GRADUATE STUDENT EXPERIENCES

*WHAT ARE THE WEAKNESSES OF YOUR GRADUATE EXPERIENCE AT AUC? (31 RESPONSES; 42 POINT MENTIONS)*



## SUGGESTIONS FOR IMPROVEMENT

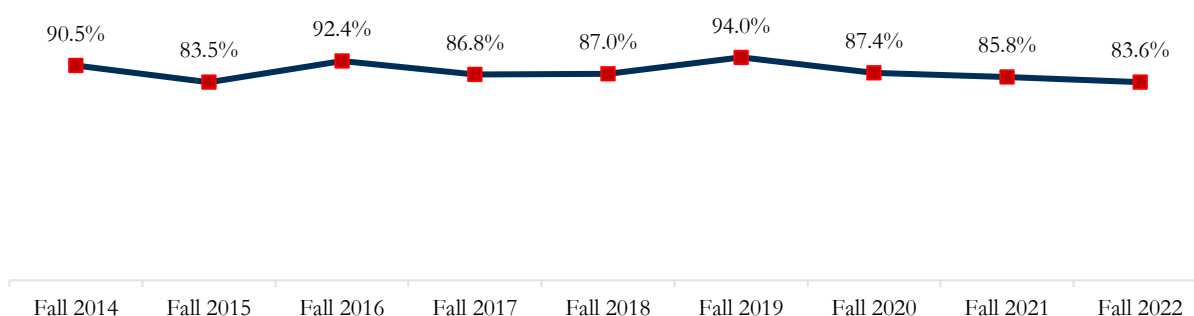
*ANY SUGGESTIONS FOR IMPROVEMENT ARE WELCOME (22 RESPONSES; 33 POINT MENTIONS)*



### III. TRENDS ON KEY METRICS

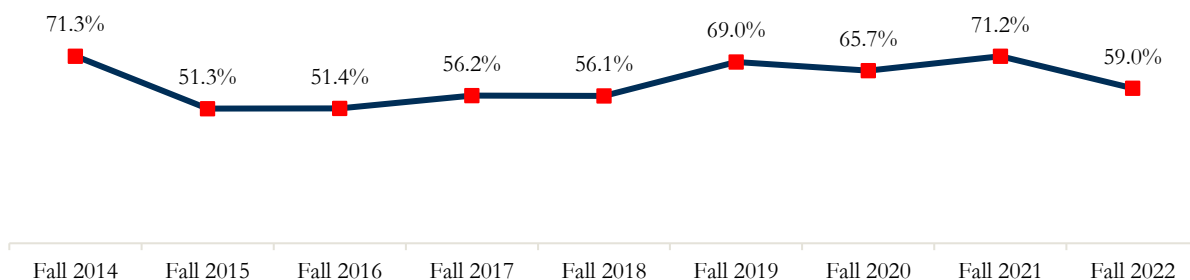
#### OVERALL GRADUATE STUDENT SATISFACTION<sup>9</sup>

Trends in Satisfaction with Graduate Experience (%)



#### POTENTIAL OF AUC RECOMMENDATION

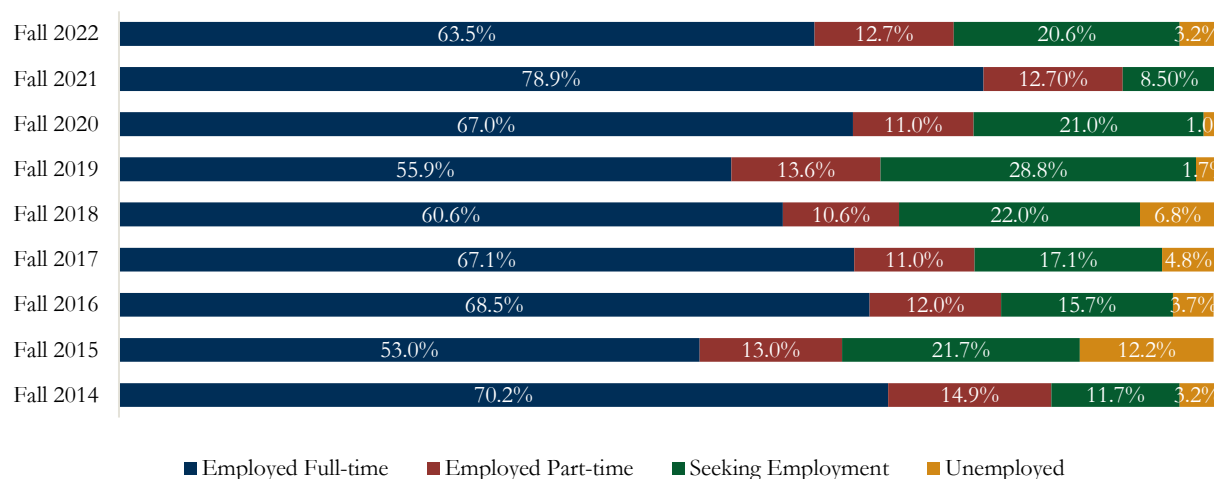
Trend in Respondents who would **definitely** recommend AUC (%)



<sup>9</sup> Reported on an overall weighted average on a scale from 1 – 5: 5-Very satisfied, 4-Satisfied, 3-Neutral, 2-Dissatisfied, 1-Very dissatisfied

## STUDENT EMPLOYMENT STATUSES

Trends in Students' Employment Statuses (%)



## INTENT TO PURSUE PHDS

Trends in Intent to Pursue PhDs (%)

