



THE AMERICAN UNIVERSITY IN CAIRO

Center for Migration and Refugee Studies (CMRS)



**Iraqis in Egypt**  
**A Statistical Survey in 2008**  
**(A provisional Copy)**

**Philippe Fargues, Saeed El-Masry,**  
**Sara Sadek & Azza Shaban**

**December 2008**

**Research plan phase:**

Maysa Ayoub

Saeed El-Masry, PhD

Philippe Fargues, PhD

Ray Jureidini, PhD

Maged Osman, PhD

Sara Sadek

Azza Shaban

**Fieldwork supervision:**

Fityani Hegazi, PhD

**Data management:**

Mohamed Emam

**Report:**

**Draft Prepared by:**

Sara Sadek **with contributions from:** Philippe Fargues, PhD and Saeed Elmasry, PhD

**Edited by:**

Christine Fandrich

## Acknowledgments

The Center for Migration and Refugee Studies (CMRS) and the Institute of Decision and Support Center (IDSC) would like to extend their gratitude to:

- The Iraqis in Egypt who welcomed researchers at their homes and took the time to answer the questions and present their experiences.
- The two Iraqi gatekeepers, Hassanein Al-Khafajy and Bashar Sayed for facilitating fieldwork to the research team.
- Prof. Barbara Harell-Bond for helping the project team reach the Iraqi community networks.
- Dr. Hussein Abd El-Aziz for his efforts in supervising data management
- IDSC research and data-entry teams for their efforts in conducting the questionnaire with the Iraqi families and administering data entry.
- Ford Foundation for funding this research project.
- All the staff at CMRS and IDSC who participated in the different phases of the project.

## **List of Acronyms**

**CMRS** The Centre for Migration and Refugee Studies

**IDSC** Information and Decision Support Centre

**UNHCR** United Nations High Commissioner for Refugees

**IOM** International Organization for Migration

## Table of Contents

<b>Acknowledgments.....</b>	<b>3</b>
<b>List of Acronyms.....</b>	<b>4</b>
<b>Executive Summary.....</b>	<b>6</b>
<b>Chapter 1 Background and Literature Review.....</b>	<b>9</b>
The Iraqi Displacement Crisis.....	9
Iraqi Refugees in the region .....	10
Iraqi Refugees in Egypt.....	15
Summary.....	16
<b>Chapter 2 Methodology and Aims of the Study.....</b>	<b>18</b>
2.1 Rationale of the study.....	18
2.2 Aims of the Study.....	18
2.3 Questions to be Answered.....	18
2.4 Methodology.....	19
2.5 Challenges/Limitations.....	21
2.6 Data Entry.....	22
2.7 Data Analysis.....	22
2.8 Conceptualizations.....	24
<b>Chapter 3 Structure of the Household and Demographic Characteristics of its Members</b>	<b>24</b>
3.1 Size of the population.....	24
3.2 Residence and Legal Status.....	25
3.3 Demographic Characteristics.....	30
3.4 Summary.....	40
<b>Chapter 4 Migration History of the households.....</b>	<b>41</b>
4.1 Pre-flight Situation.....	41
4.2 Flight Conditions.....	44
4.3 Short-term Plans.....	47
4.4 Summary.....	48
<b>Chapter 5 Socioeconomic Conditions.....</b>	<b>49</b>
5.1 Employment Status.....	49
5.2 Economic Status.....	53
5.3 Education.....	55
5.4 Health.....	58
5.5 Housing Conditions.....	60
5.6 Relief Services provided by International and local entities:.....	62
<b>Chapter 6 Social Networks.....</b>	<b>63</b>

6.1 Why and Where do they Live in Egypt?	63
6.2 Social Networks in Egypt	66
6.3 Transnational Social Networks with Iraqis	67
6.4 Interaction with Egyptians	70
6.5 Summary	71
<b>Chapter 7 Needs and Problems in Egypt</b>	<b>71</b>
7.1 Socioeconomic Problems	73
7.2 Residence Permit and Security Problems	76
7.3 Summary	77
<b>Annex 1 Copy of the Questionnaire</b>	<b>78</b>

## Executive Summary

Emigration from Iraq has been occurring since the 1970s. The Iran-Iraq War, Gulf War and the subsequent international sanctions placed on the Iraqi regime have all produced waves of emigration. After US occupation of Iraq, however, and particularly since 2005, the country has witnessed unprecedented levels of out-migration. Since the US led war on Iraq in 2003, massive numbers of Iraqis have been displaced from their homes causing the largest influx of refugees into the region. The situation of Iraqi refugees in Syria, Jordan and Lebanon has received the attention of academics. In comparison, the picture of Iraqis in Egypt has remained obscure. This report sheds light on the situation of Iraqis living in Egypt. It answers questions related to numbers of Iraqis, reasons for choosing Egypt, patterns of flight, and the current situation and social networks of this population.

Family flights took place during 2005, 2006 and 2007. Due to violence and sectarian tensions as well as to direct threats to the lives of persons, the majority of Iraqis in Egypt have fled from Baghdad, followed by waves from Al-Basra and Diyala. As urban refugees, Iraqis who fled to Egypt reside in the country's main governorates namely Giza, Cairo and Alexandria. In Giza, 6<sup>th</sup> of October City is hosting the largest number of Iraqis followed by other areas in Cairo namely El Rehab City, Nasr City and Haram. Upon arriving to Egypt, Iraqis are expected to register with the Ministry of Interior. The majority of Iraqis enter Egypt with a valid tourist visa; however with the extension of their stay, they are expected to renew their residence permit. They may also register with the regional office of UNHCR located in Cairo. Upon registering with UNHCR, Iraqis are given a prima facie refugee status granting them protection and some relief services.

However, as a signatory to the 1951 convention on the status of Refugees, Egypt has reservations on clauses related to rationing, education, relief, labor rights and social security. Without access to the labor market, Iraqis depend on two main income sources, remittances and savings, to support their livelihoods in Egypt. Alternatively, some Iraqis have become employed in unskilled labor professions, but many endure low wages and are over-skilled with regard to their actual occupation. As an educated population, Iraqis are keen to enroll their children in private schools due to their inability to access public schools and universities adding more financial burden on the family. Due to their inability to access public health care services, accessing medical care serves as another financial burden. A majority of Iraqis in Egypt register with UNHCR. Iraqis who register with UNHCR have access to few relief services; mainly financial, medical and educational.

In light of these circumstances and with the continuous depletion of savings, Iraqi families are left with no choice but to depend on remittances sent from their family members and friends in Iraq

and third countries. Remittances received by Iraqi families in Egypt – contrary to economic migrants who typically send remittances to families left behind– help these families support their living in Egypt with the inexistence of alternative means of income. Yet connections with relatives and friends are not only through remittances, but also through the flow of information. Iraqi refugees in Egypt are well-connected to other Iraqis in Iraq and in third countries through means of communication thereby forming a transnational Iraqi network. Iraqis are also well-connected with each other in Egypt. However the prospects of them forming a social community in Egypt is unclear (actual links with other Iraqis in Egypt, with Egyptians). In general terms, Iraqis feel secure in Egypt and have positive relationships with Egyptians. Yet, due to the perception of Iraqis as wealthy migrants, they may feel welcomed or abused financially by Egyptians.

Without a stable source of income, the main problem affecting the lives of Iraqis in Egypt is financial constraints. This in turn adds to housing, education, medical and procedural problems in Egypt. The other major problem facing Iraqis is the uncertainty of their future plans. In light of the continuous tension the decision to return to Iraq remains challenging. Resettlement, furthermore, appears unattainable due to the scarcity of resettlement opportunities offered and the specific criteria of different countries and agencies. In the end, their situation remains in limbo until they make the challenging decision to return or are accepted for resettlement.



## Chapter 1

### Background and Literature Review

#### 1.1 The Iraqi Displacement Crisis

Iraq has known several waves of emigration over the last five decades. During President Saddam Hussein's regime, it witnessed internal political upheavals that led to the displacement of Shiites and Kurds. Following the displacement, large refugee communities began to form in the 1990s which ultimately started to return to Iraq in the early 2000s, particularly 2003, and after the US led invasion of Iraq the same year. Despite the war, Iraqis still had aspirations for more stability after the invasion; a sentiment which led 325,000 Iraqi refugees to return between 2003 and 2005<sup>1</sup> Although Iraqi refugees returned to Iraq during the war, the real exodus of Iraqi refugees began shortly after the invasion in 2003. A few months after the invasion, military operations and armed clashes erupted in various parts of Iraq especially the western parts where Sunni Muslims lived.<sup>2</sup> Yet from 2005 till 2007, and reaching its peak in 2006, violence has been escalating in different parts of Iraq due to sectarian and political tensions. In an attempt to regain their previous control over the Shiite majority, Sunni insurgents targeted Shiites which in turn led Shiite leaders to reciprocate violent attacks against Sunni groups. In October 2005, 87 people were killed due to an attack on a Shiite mosque in Hilla, south of Baghdad.<sup>3</sup> In 2006, the bombing of the holy Shiite shrine in the Samarra Golden Mosque led to a series of sectarian attacks from both sides resulting in more torturing and murdering of civilians.<sup>4</sup> Despite some indications of a decline in violence in 2007, the situation completely reversed beginning in the second half of 2007 onwards.<sup>5</sup> Over 2,000 people were killed in March and April 2008 due to clashes between the Mahdi Shiite militia affiliated to Moqtada Al-Sadr and government forces supported by the US. Regular reports on the recent situation in Iraq indicate that torture, detentions, rapes and kidnappings are frequent occurrences.<sup>6</sup>

These threatening conditions coupled with the dire economic situation resulting from the tensions have led to the emergence of two kinds of displaced people: internally displaced (IDPs)<sup>7</sup> and refugees. It is estimated that one out of eight Iraqis belong to one of the above categories.<sup>8</sup> It is

---

<sup>1</sup> Riera José; Andrew Harper, "Iraq: The search for solutions", Forced Migration Review Special Issue, June 2007: 10

<sup>2</sup> Abou Samra, Dina, "Military Induced Displacement," Forced Migration Review Special Issue, June 2007: 37.

<sup>3</sup> Al-Khalidi Ashraf; Victor Tamer, "Sectarian Violence: Radical Groups Drive Internal Displacement in Iraq," Brookings Institution, University of Bern, October 2006.

<sup>4</sup> Al-Khalidi Ashraf; Victor Tamer, "Iraq Bleeds: The Remorseless Rise of Violence and Displacement, Forced Migration Review Special Issue, June 2007: 6

<sup>5</sup> Rhetoric and Reality: The Iraqi Refugee Crisis, Amnesty International, June 2008

<sup>6</sup> *Ibid*

<sup>7</sup> for definition of IDPs, see United Nations 1999, Guiding Principles on Internal Displacement

<sup>8</sup> Riera José; Andrew Harper, "Iraq: The search for solutions", Forced Migration Review Special Issue, June 2007: 10

estimated, moreover, that more than 2 million Iraqis have fled to neighboring countries while more than 2.7 million are internally displaced.<sup>9</sup> As of 2007, an estimated number of 45,200 Iraqis managed to seek asylum in industrialized countries. The category of concern for this report is the first category of refugees who fled Iraq to neighboring countries, namely Egypt.

## **1.2 Iraqi Refugees in the Region**

Before discussing the situation of Iraqis in Egypt, it is important to provide an overview of the conditions of Iraqis in neighboring countries in the region. The most commonly cited number of Iraqi refugees in Jordan, Syria, Lebanon, Turkey, Iran, the Gulf States and Egypt is over two million, even though sources of data are not always clear nor scientifically validated. The influx of Iraqis into neighboring countries has created the largest refugee population in the region after the Palestinian refugees. Deeply affected by the memory of the Palestinian camps, these countries preferred to absorb this Iraqi influx through an urban setting (perhaps refugees themselves), which makes it more difficult for humanitarian agencies to provide them with the relief programs they need.<sup>10</sup> The Palestinian precedent also explains why Syria, Jordan and Lebanon – three countries that host the largest numbers of Palestinian refugees and are not signatories of the Geneva Convention of 1951 – do not consider Iraqis as refugees but as guests, for fear that as refugees Iraqis would stay indefinitely, while as guests they are bound to depart for another country or to return to Iraq eventually. Despite the perception in the region of Iraqis as wealthy and self-sufficient, governments of these host countries now consider that Iraqis have become a burden on scarce local economic resources and a potential threat to civilian and political security because of a possible spillover of conflicts from Iraq.<sup>11</sup>

### **a) Jordan**

It is estimated that between 450,000-500,000 Iraqi refugees are hosted in Jordan.<sup>12</sup> Until 2005, Iraqis were welcomed on the Jordanian borders and granted a three-month renewable guest visa without authorization to work.<sup>13</sup>

Yet it is important to note that Iraqis have always been accepted in Jordan as “temporary guests” and not refugees.<sup>14</sup> As guests, the majority of Iraqis were allowed a 3-6 months renewable permit. Only a minority of Iraqi investors processing in-country investments or those placing \$150,000 in a

---

UNHCR Briefing Note, “Iraq: Latest Return Survey Show Few Intending to Go Home”, 29 April 2008.

<sup>10</sup> Ferris, Elizabeth G, “The Looming Crisis: Displacement and Security in Iraq, Foreign Policy, Brookings, Policy Paper No 5, August 2008.

<sup>11</sup> Failed Responsibility: Iraqi Refugees in Syria, Jordan and Lebanon, International Crisis Group, Middle East Report No 77, 10 July 2008.

<sup>12</sup> “Iraqis in Jordan, their Numbers and Characteristics”, FAFO, 2008:3

<sup>13</sup> Fagen, Patricia, “Iraqi Refugees: Seeking Stability in Syria and Jordan,” Institute for the Study of International Migration, Georgetown University and Center for International and Regional Studies, Georgetown University School of Foreign Service, Qatar, 2007: 8

<sup>14</sup> Frelick, Bill. “Iraqis Denied Right to Asylum,” Forced Migration Review Special Issue, June 2007: 24

local bank were allowed long-term permits.<sup>15</sup> After being tolerant and welcoming in the years following the war, Jordan started more restrictive requirements on visas and passports. As of November 2006, it only accepted what was known as “G Passport Series,” which were difficult to obtain.<sup>16</sup> The Jordanian government also introduced new entry restrictions like banning the entrance of single men between the ages of 17 and 35 as well as requiring pre-arrival visas for all Iraqi individuals entering its borders.<sup>17</sup>

These restrictions aimed to limit the number of Iraqis for various reasons. In 2005, a group of Iraqi terrorists bombed three luxury hotels in Jordan<sup>18</sup> thereby heightening the internal security concern in Jordan. Beyond security issues, this concern is also aiming at preserving the Jordanian demographic make up that was changed before due to the Palestinian influx.<sup>19</sup> As renewable procedures became more difficult and expensive, the number of unregistered Iraqis increased.<sup>20</sup>

Iraqis in Jordan, mostly Sunnis and from south and central Iraq qualify for refugee status on a prima facie basis; however, the Jordanian government insisted that, instead, UNHCR grant them an asylum-seeker status which grants them less protection than the prima facie status. It is important to note that Jordan is not a signatory to the 1951 convention on the status of refugees. As of May 2008, only 53,000 were registered with UNHCR due to the fact that accessing UNHCR’s relief services does not entail registration.<sup>21</sup> Furthermore, very few of those registered are considered for resettlement through UNHCR.<sup>22</sup>

Amman is the main destination of Iraqi refugees in Jordan. As their number grew, they became accused of creating inflation and increasing prices of services and commodities. In reality, however, not all Iraqi refugees in Jordan are wealthy people. Some of them were able to invest in Jordan, but the majority did not invest. While investors benefited from investment regulations in Jordan and were able to acquire long-term residence, others who are not investing had to spend a lot of money on regulative issues. With their resources depleting, their situations become legally and economically difficult.<sup>23</sup> Generally, Iraqis who depend on savings<sup>24</sup> do not have access to the

---

<sup>15</sup> Failed Responsibility: Iraqi Refugees in Syria, Jordan and Lebanon, International Crisis Group, Middle East Report No 77, 10 July 2008: 9

<sup>16</sup> Ibid

<sup>17</sup> Ibid

<sup>18</sup> Fagen, Patricia, “Iraqi Refugees: Seeking Stability in Syria and Jordan,” Institute for the Study of International Migration, Georgetown University and Center for International and Regional Studies, Georgetown University School of Foreign Service, Qatar, 2007: 8

<sup>19</sup> Failed Responsibility: Iraqi Refugees in Syria, Jordan and Lebanon, International Crisis Group, Middle East Report No 77, 10 July 2008.

<sup>20</sup> Fagen, Patricia, “Iraqi Refugees: Seeking Stability in Syria and Jordan,” Institute for the Study of International Migration, Georgetown University and Center for International and Regional Studies, Georgetown University School of Foreign Service, Qatar, 2007: 8

<sup>21</sup> Rhetoric and Reality: The Iraqi Refugee Crisis, Amnesty International, June 2008: 18

<sup>22</sup> Fagen, Patricia, “Iraqi Refugees: Seeking Stability in Syria and Jordan,” Institute for the Study of International Migration, Georgetown University and Center for International and Regional Studies, Georgetown University School of Foreign Service, Qatar, 2007: 8

<sup>23</sup> Ibid

<sup>24</sup> Iraqis in Jordan, their Numbers and Characteristics, FAFO, 2008:3

Jordanian labor market. Yet some of them work illegally and thus are more likely to be underpaid and arbitrarily dismissed.<sup>25</sup> As guests in Jordan, Iraqis have access to public education for nominal fees. The government, however, is stretching its resources to enroll 24,000 Iraqi refugees.<sup>26</sup> The Jordanian Ministry of Health also provides medical care for the Iraqi community.<sup>27</sup> Yet Iraqi refugees report serious chronic diseases as well as psychological problems proving to be more burdensome.<sup>28</sup> The government also provides subsidized goods to guests on its borders which further adds to the budgetary economic burden on the Jordanian government.<sup>29</sup> Jordan does, however, receive humanitarian assistance from UNHCR and its implementing partners who provide Iraqi refugees with food, cash, education, health, sex and gender based violence (SGBV) treatment and legal assistance.<sup>30</sup>

#### b) Syria

At the time of writing, no accurate estimation of the number of Iraqi refugees in Syria had been made available. Numbers commonly cited range between 1.2 to 1.6 million,<sup>31</sup> but these numbers are not based on any survey or set of scientifically validated administrative data. The Syrian government has been maintaining an open border policy that allowed large numbers of Iraqis to enter the country. In September 2007, however, the government almost closed the border between Iraq and Syria and imposed drastic visa restrictions on Iraqis.<sup>32</sup> New visa restrictions require Iraqis to apply for their visa at the Syrian embassy in Baghdad, which is difficult for many. Upon arrival, they are given a renewable three-month visa or permit.<sup>33</sup> Today, few groups can easily obtain a visa and a permit. Academics and their families or families of children attending school could obtain a visa. Furthermore, drivers operating between Baghdad and Damascus as well as families with medical need are granted renewable permits.<sup>34</sup> Although Syria is a non-signatory to the 1951 convention on the status of Refugees and unlike the case in Jordan,<sup>35</sup> Iraqis entering Syria are given refugee status on a prima facie basis.

---

<sup>25</sup> Rhetoric and Reality: The Iraqi Refugee Crisis, Amnesty International, June 2008: 18

<sup>26</sup> *Ibid.*: 19

<sup>27</sup> Abu Jamous, Mukhaimer, The World Must Shoulder Iraq Refugee Burden, Migration Review Special Issue, June 2007: 17.

<sup>28</sup> Rhetoric and Reality: The Iraqi Refugee Crisis, Amnesty International, June: 18

<sup>29</sup> *Ibid.*

<sup>30</sup> Fagen, Patricia, "Iraqi Refugees: Seeking Stability in Syria and Jordan," Institute for the Study of International Migration, Georgetown University and Center for International and Regional Studies, Georgetown University School of Foreign Service, Qatar, 2007: 10

<sup>31</sup> *Ibid.*

<sup>32</sup> Fagen, Patricia, "Iraqi Refugees: Seeking Stability in Syria and Jordan," Institute for the Study of International Migration, Georgetown University and Center for International and Regional Studies, Georgetown University School of Foreign Service, Qatar, 2007: 16

<sup>33</sup> *Ibid.*

<sup>34</sup> Rhetoric and Reality: The Iraqi Refugee Crisis, Amnesty International, June 2008: 9

<sup>35</sup> Fagen, Patricia, "Iraqi Refugees: Seeking stability in Syria and Jordan," Institute for the Study of International Migration, Georgetown University and Center for International and Regional Studies, Georgetown University School of Foreign Service, Qatar, 2007

The first wave of Iraqis migrating to Syria followed the US invasion. The movement was relatively small and consisted primarily of individuals who were more politically involved in Iraq. The second wave, however, was on a massive scale as the fighting in Falluja, which escalated in November 2004, generating a large-scale movement of Iraqis into Syria.<sup>36</sup> Iraqis have fled for a variety of reasons linked to the situation in Iraq: either for escaping sectarian violence and the fear of being targeted because of their religious sect, or due to economic reasons.<sup>37</sup> As a result, the Iraqi population in Syria, as well as in Jordan, is composed of refugees and economic migrants with no clear-cut distinction between the two categories.

Iraqis in Syria can obtain a card from UNHCR which grants them health care and access to some programs.<sup>38</sup> Registration with UNHCR is also helpful for consideration for resettlement opportunities.<sup>39</sup> It was estimated, however, that at the end of 2007, only 77,000 Iraqis were registered. The reasons are two-fold: either because some Iraqis believe there are no direct benefits in registering with UNHCR or because rumors have been spreading that it jeopardizes an onward visa to another country.<sup>40</sup>

Iraqis move to Syria by automobile; the cost from Baghdad to Damascus is estimated to be \$20 per person. As the routes are very dangerous, Iraqis are very likely to be robbed or targeted by different groups.<sup>41</sup> Yet Iraqis choose Syria for many reasons: geographic proximity, simple entry requirements with no visa required (until September 2007), easy access to education and health services, low cost of living and opportunities for employment and better treatment.<sup>42</sup> The vast majority of Iraqis (an estimated 80%) live in the Damascus area, where the final stop of many buses coming from Baghdad is Sayyeda Zeinab.<sup>43</sup> Although housing is more expensive, Damascus offers more job opportunities than other cities. The presence of family members already living in Damascus is another important factor. Finally, embassies, including the Iraqi embassy, as well as international agencies are in Damascus.<sup>44</sup>

Unlike Jordan, Syria has widely opened its public services to Iraqis, in particular education and health. Perhaps one problem Iraqis face when enrolling in Syrian schools is their inability to

---

<sup>36</sup> Fagen, Patricia, "Iraqi Refugees: Seeking Stability in Syria and Jordan," Institute for the Study of International Migration, Georgetown University and Center for International and Regional Studies, Georgetown University School of Foreign Service, Qatar, 2007: 14

<sup>37</sup> Al-Khalidi, Ashraf et al, "Iraqi Refugees in the Syrian Arab Republic: A Field-Based Snapshot, The Brookings Institution, University of Bern 2007

<sup>38</sup> Fagen, Patricia, "Iraqi Refugees: Seeking Stability in Syria and Jordan," Institute for the Study of International Migration, Georgetown University and Center for International and Regional Studies, Georgetown University School of Foreign Service, Qatar, 2007: 17

<sup>39</sup> Al-Khalidi, Ashraf et al, "Iraqi Refugees in the Syrian Arab Republic: A Field-Based Snapshot, The Brookings Institution, University of Bern 2007: 28

<sup>40</sup> Ibid 29

<sup>41</sup> Ibid 23

<sup>42</sup> Ibid 20-21

<sup>43</sup> Ibid 24

<sup>44</sup> Ibid

document their certificates or the need for documents in Iraq.<sup>45</sup> However, due to the open door policy of the Syrian government, resources for education and medical systems are unable to accommodate the large number of both Iraqis and Syrians.<sup>46</sup> Similar to Jordan, Iraqis have no access to employment and thus are heavily dependent on savings.<sup>47</sup> Employment opportunities are only accessible by professionals<sup>48</sup> or partners in businesses and trades with Syrians.<sup>49</sup> Housing conditions are dire and unhealthy especially in areas populated with refugee communities. As it happened in Jordan, Iraqis are perceived to be the main reason behind rising prices of real estate and housing in Damascus, thereby increasing Syrian hostility towards Iraqis.<sup>50</sup> Impoverishment is the main reason behind the spread of Iraqi child labor in Syria leading to more school drop-outs.<sup>51</sup> Women represent a special vulnerable group among Iraqis in Syria. The situation of female-headed households is extremely impoverished.<sup>52</sup> The UNHCR has also reported on a total number of 400 rape survivors who are in-need of special psychosocial treatment.<sup>53</sup>

### c) Lebanon

It is estimated that between 26,000 and 100,000 Iraqis are hosted in Lebanon.<sup>54</sup> According to a survey conducted with 1,020 Iraqi households in Lebanon, 77.5% entered the country illegally.<sup>55</sup> Due to Lebanon's closure of its borders, 95% of Iraqi refugees are being alternatively smuggled from Syria to Lebanon.<sup>56</sup> This places Iraqis in Lebanon in a very vulnerable situation due to their lack of legal status and risk of deportation.<sup>57</sup>

The Lebanese government detains Iraqis picked up at checkpoints for which they are placed into jail until they are pressured to choose to return.<sup>58</sup> In 2008, the Lebanese government announced a new policy of allowing foreign nationals on the Lebanese borders a three-month grace period to present themselves to the authorities and register. However, clearing their irregular status cost Iraqis 950,000 Lebanese pounds in addition to residence status fees.<sup>59</sup> In addition to the fact that Lebanon is not a signatory to the 1951 convention on the status of refugees, , Iraqis in Lebanon

---

<sup>45</sup> Ibid 33

<sup>46</sup> Al Miqdad, Faisal, "Iraqi Refugees in Syria," *Forced Migration Review*, Special Issue, June 2007: 19

<sup>47</sup> *Rhetoric and Reality: The Iraqi Refugee Crisis*, Amnesty International, June 2008: 11

<sup>48</sup> Fagen, Patricia, "Iraqi Refugees: Seeking Stability in Syria and Jordan," *Institute for the Study of International Migration*, Georgetown University and Center for International and Regional Studies, Georgetown University School of Foreign Service, Qatar, 2007: 15

<sup>49</sup> Al-Khalidi, Ashraf et Al, "Iraqi Refugees in the Syrian Arab Republic: A Field-Based Snapshot," *The Brookings Institution*, University of Bern 2007: 35

<sup>50</sup> Fagen, Patricia, "Iraqi Refugees: Seeking Stability in Syria and Jordan," *Institute for the Study of International Migration*, Georgetown University and Center for International and Regional Studies, Georgetown University School of Foreign Service, Qatar, 2007: 19

<sup>51</sup> *Rhetoric and Reality: The Iraqi Refugee Crisis*, Amnesty International, June 2008

<sup>52</sup> Al Miqdad, Faisal, "Iraqi Refugees in Syria," *Forced Migration Review*, Special Issue, June 2007: 19

<sup>53</sup> *Rhetoric and Reality: The Iraqi Refugee Crisis*, Amnesty International, June 2008: 15

<sup>54</sup> *Iraqi Population in Lebanon: A Report*, Danish Refugee Council, Beirut, November 2007: 25

<sup>55</sup> Ibid 24

<sup>56</sup> O'Donnel, Kelly; Kathleen Newland, "The Iraqi Refugee Crisis: The Need for Action," 2008: 16

<sup>57</sup> *Rhetoric and Reality: The Iraqi Refugee Crisis*, Amnesty International, June 2008: 20

<sup>58</sup> O'Donnel, Kelly; Kathleen Newland, "The Iraqi Refugee Crisis: The Need for Action," 2008: 16

<sup>59</sup> *Rhetoric and Reality: The Iraqi Refugee Crisis*, Amnesty International, June 2008: 20

remain vulnerable as they are granted temporary protection. That kind of protection does not prevent deportation, repatriation or rejection to happen to them at the Lebanese borders.<sup>60</sup>

As with Iraqi migration to Syria, Iraqi migration to Lebanon began after the closure of Jordanian borders. Entries into Lebanon peaked in 2006 and 2007. These Iraqis were mainly Shiite Muslims or Christian Chaldeans<sup>61</sup> Sunni Muslims live in the district of Mount Lebanon in the outskirts of Beirut; a few live in other Lebanese cities.<sup>62</sup>

Iraqis in Lebanon are treated with complete neglect by a government who has been enduring the impact of Palestinian exodus and internal sectarian problems.<sup>63</sup> Thus, they have no access to public services. The major hardships suffered are lack of income and difficulties in accessing education, labor and health services. According to the Danish Refugee Council Survey, 58% of school age children (6-17) were actually enrolled while 42% were not. The most frequently cited reason for not enrolling children in schools and universities was the unaffordable high costs of education.<sup>64</sup> In 2008, however, with the support of UNHCR, the number of children enrolled in schools rose from 321 children in 2006-2007 to 1,100 in 2007-2008.<sup>65</sup> Access to health services is still a challenge. Iraqis report to be suffering from traumatic distress as well as other mental health problems resulting from displacement.<sup>66</sup> Iraqis in Lebanon have difficulty finding adequate labor opportunities which cover their living costs. To obtain a work permit in Lebanon, non-nationals are expected to pay \$2,000 for administration fees, in addition to finding a Lebanese sponsor.<sup>67</sup> Alternatively, Iraqis struggle to work in available non-skilled jobs to cover their expenses.<sup>68</sup> Since Iraqi men who are residing illegally are more likely to be arrested if they are involved in an economic activity, many families send their children to work instead of school to support the family financially. .<sup>69</sup>

### **1.3 Iraqi Refugees in Egypt**

As mentioned previously, contrary to the three above countries where surveys on Iraqi refugees have been conducted and published, the situation of Iraqis in Egypt has not been adequately assessed. A qualitative small-scale study on Iraqi refugees in Egypt based on participant

---

<sup>60</sup> Trad, Samira ; Ghida Fangieh, "Iraqi Refugees in Lebanon: Continuous Lack of Protection," Forced Migration Review, Special Issue, June 2007

<sup>61</sup> Iraqi Population in Lebanon: A Report, Danish Refugee Council, Beirut, November 2007: 28-29

<sup>62</sup> Ibid 28

<sup>63</sup> Failed Responsibility: Iraqi Refugees in Syria, Jordan and Lebanon, International Crisis Group, Middle East Report No 77, 10 July 2008.

<sup>64</sup> Iraqi Population in Lebanon: A Report, Danish Refugee Council, Beirut, November 2007: 40

<sup>65</sup> Rhetoric and Reality: The Iraqi Refugee Crisis, Amnesty International, June 2008: 22

<sup>66</sup> *Ibid*

<sup>67</sup> O'Donnel, Kelly; Kathleen Newland, "The Iraqi Refugee Crisis: The Need for Action," 2008: 17

<sup>68</sup> Iraqi Population in Lebanon: A Report, Danish Refugee Council, Beirut, November 2007: 28

<sup>69</sup> O'Donnel, Kelly; Kathleen Newland, "The Iraqi Refugee Crisis: The Need for Action," 2008: 17

observation and 15 in-depth interviews of case studies was conducted by IDSC in October 2007.<sup>70</sup> It gives an overview of the places of residence, reasons of flight and problems of Iraqis in Egypt.<sup>71</sup> Hani provides an overview of the problems encountered by urban Iraqi refugees living in Damascus, Amman and Cairo.<sup>72</sup> Health problems and securing livelihoods were the main problems highlighted with reference to the four cities.<sup>73</sup>

The number of Iraqis currently living in Egypt is unknown. Based on entry data in Egypt it is claimed to be between 100,000 and 150,000, while as of April 2008, only 11,000 have registered with UNHCR.<sup>74</sup> According to the present survey, refugees registered with UNHCR represent 64% of all Iraqi refugees; the total number would therefore be around 17,000. Yet it is important to note that since late 2006 a restrictive visa policy has been introduced to limit the influx of refugees to Egypt.<sup>75</sup>

Iraqis chose to flee to Egypt due to its convenient standard of living.<sup>76</sup> As in Jordan and Syria, Iraqis in Egypt have been accused of contributing to the increase of prices in their neighborhoods, especially rent rates. Iraqis are looked upon in Egypt as middle class educated professionals who are able to secure their living and therefore do not need much assistance from the public authorities. However, with no source of income coupled with the depletion of savings brought from Iraq, most Iraqi refugees are struggling to secure their living, which is manifested by their unexpectedly prolonged stay in Egypt. Joshua Van Parag highlights this struggle in the documentary "Iraqis in Egypt, Time is Running Out."<sup>77</sup> The film depicts the socioeconomic hardships of six Iraqi families living in Egypt and underlines the state of uncertainty these Iraqis experience as they continue to apply for resettlement in a third country.<sup>78</sup>

Although they might share some of the same hardships as Egyptian urban low income classes, the situation of the Iraqis in Egypt is more precarious due to displacement and suffering from insecurity due to their uncertain legal status, along with many other problems.<sup>79</sup> Lack of economic

---

<sup>70</sup> Iraqi Migrants in Egypt: A Field-based Report using Qualitative Research Method, Information and Decision Support Center, October 2007 unpublished

<sup>72</sup> Mowafi, Hani ; Paul Spiegel, The Iraqi Refugee Crisis: Familiar Problems and New Challenges, access from [www.jama.com](http://www.jama.com) , April 2008

<sup>73</sup> Ibid

<sup>74</sup> Rhetoric and Reality: The Iraqi Refugee Crisis, Amnesty International, June 2008: 28

<sup>75</sup> UNHCR fact sheet, February 2008

<sup>76</sup> Iraqi Migrants in Egypt: A Field-based Report using Qualitative Research Method, Information and Decision Support Center, October 2007 unpublished

<sup>77</sup> The documentary could be viewed through [www.iraqisinegypt.org](http://www.iraqisinegypt.org) website

<sup>78</sup> Van Parag, Joshua, "Iraqis in Egypt: Time is Running Out," 2008, [www.iraqisinegypt.org](http://www.iraqisinegypt.org)

<sup>79</sup> [Iraqi Refugees: A Lot of Talk, Little Action](http://www.refugeesinternational.org/policy/field-report/iraqi-refugees-lot-talk-little-action), accessed from <http://www.refugeesinternational.org/policy/field-report/iraqi-refugees-lot-talk-little-action>, November 2007



resources, education costs and residence procedures are also difficult problems faced by Iraqis in Egypt.<sup>80</sup>

#### **1.4 Summary**

The overview provided above on the four neighboring countries hosting Iraqi refugees shows some common policies and conditions. To curb the influx of Iraqis, the four countries have issued visa and residential permit restrictions starting 2006 onwards. This added to the problems of Iraqis on their borders, leaving an anticipated large numbers of them to remain with no residence status. , Iraqis in the four countries are granted either a prima facie or temporary refugee status which provides them with protection within the borders of their first country of asylum . With the exception of Lebanon, Iraqis in the three other countries reside in the countries' capital cities. With the exception of Syria, the three other governments do not allow Iraqi children to access public education nor different categories of Iraqis to access the health system. Iraqis in the four countries are highly dependent on savings as the only source of income which puts them in a vulnerable economic situation. This situation is further exacerbated by the inaccessibility of the labor market, resulting in the concentration of Iraqis in informal underpaid working conditions. Despite their precarious economic conditions, Iraqis are accused in the four countries of being the main factor behind the inflation and high costs of goods and services especially housing rental rates. Also, the four countries receive humanitarian assistance which decreases the burden on their economic resources.

Although Syria is burdened with economic hardships, the country marks the most hospitable environment for Iraqis providing them with public services and goods; a policy, however, which led to the deterioration of these services due the gap between needs and resources.

As signatories to the 1951 convention on the status of Refugees, both Egypt and Jordan are obliged to protect Iraqis against non-refoulement. Both countries issue similar pre-arrival visa conditions for Iraqis wishing to enter or return to their countries.

In comparison to the other three counties, Iraqis in Lebanon remain the most neglected and unprotected in legal terms. Lebanon also showed the highest indication of child labor among the other three countries. The ethnographic composition of Iraqis in Lebanon is also marked by the high numbers of Christians and Shiite Muslims. The composition of Iraqis in Jordan is marked by the high proportion of middle class Sunni Muslims.

---

<sup>80</sup> Iraqi Migrants in Egypt: A Field-based Report using Qualitative Research Method, Information and Decision Support Center, October 2007 unpublished

The ethnic/religious composition of Iraqis in Egypt remains unclear. As the most distant neighboring country, Iraqis deciding to flee to Egypt do so through flying rather than crossing borders. This decreases the notion of illegal entrance or smuggling. It does not, however, prevent illegal over-stay. Thus the reasons behind choosing Egypt is interesting to be further looked at given the fact that it is more costly to flee to Egypt than the other three countries. Female-headed households and child labor remain unnoticed in Egypt, unlike the case in Syria and Lebanon. Furthermore, also worth studying are remittances sent from Iraq and other countries and the impact of these remittances on the formation of social networks.

## Chapter 2

### Aims of the Study, Methodology and Conceptualizations

#### 2.1 Rationale of the Study

As the issue has been paid little scholarly attention, this first study aims to provide a profile of the Iraqi refugee community in Egypt. The study is significant as raising awareness of the situation and the problems of Iraqis in Egypt has implications for the international and local communities and policy makers. Studying the needs of the community could help facilitate necessary remedies and implement applicable projects that could help enhance the conditions of the Iraqi community in Egypt.

#### 2.2 Objectives of the Study

- Serving Iraqi refugees and migrants
- Assessing their current situation and needs
- Raising awareness in Egypt and worldwide on their plight
- Delivering operational data to policy-makers
- Helping the concerned agencies to target, implement and monitor their action

#### 2.3 Questions to be Answered by the Survey

- How many?
- Where do they live in Egypt?
- When did they leave Iraq?
- From where do they come in Iraq?
- What itinerary from their initial place of origin in Iraq to their actual, or intended, place of destination
  - Internal displacements in Iraq
  - Then successive countries of asylum
  - Attempts to leave Egypt for a third destination
- Causes of departure from Iraq
- What are their profile and current situation?
  - Demographic, social and cultural profile:
    - age, sex
    - Family situation, household composition
    - Education
    - Profession
    - Religion and ethnicity
  - Socioeconomic conditions:

- Occupation and employment (before leaving Iraq, and current)
  - Living conditions (housing)
  - Income (sources and levels)
  - Remittances
  - Situation of each child in the household regarding school and work
- Legal and administrative statuses?
  - Residency
  - Registered with UNHCR
  - Registered with the Egyptian Immigration Service
- What are their needs with regard to the following:
  - Employment
  - Income
  - School Enrolment
  - Access to health
  - Access to other services
- Assistance received (sources, kinds, levels)
- What was their level of exposure to risk in Iraq?
- What are the links maintained with the family and community left behind in Iraq?
  - Visits to relatives in Iraq
  - Visits from relatives in Iraq
  - Communications through the phone, internet
  - Remittances to relatives in Iraq
  - Remittances from relatives in Iraq
- Are they integrated in Iraqi or other refugee and migrant networks in Egypt?
- What are their plans regarding return or settlement?
- What solutions to the problems encountered by Iraqis in Egypt do they advocate?

## **2.4 Methodology**

### ***Research Method***

The methodology used for this study is a quantitative survey conducted with heads of households in different governorates in Egypt. In November 2007, a preliminary focus group was conducted with 25 Iraqis in Cairo to discuss the scope of the study. Iraqis who attended the focus group highlighted the following hardships: residency, housing, education, health and work. Sectarian problems were not highlighted as a hardship by the participants.

In February and March 2008, a household questionnaire was constructed with an aim at building comparability with surveys conducted on Iraqi refugees in Jordan and Lebanon while reflecting the specificity of Egypt. The questionnaire included two categories of questions asked to the head of the households: questions on every family member such as basic information, demographics and

registration issues and questions addressing the household members individually, whether all of them or a particular group (school age children, women...). Various meetings were held with the key informants provided their reflections and recommended some modifications to the scope of the study and the questionnaire questions to match the interest and understanding of the Iraqi individuals.

### ***Sample: Planning for the Sample Frame***

The projected sampling frame plan was inspired by two hypotheses: 1) Iraqi refugees are living in a small number of urban clusters, or well delimited neighborhoods; 2) some, but not all, Iraqi refugees are registered with UNHCR or a state agency. A two-stage sampling frame was therefore planned as follows:

Stage 1: Selection of neighborhoods.

Stage 2: Selection of migrants and refugees within the selected neighborhoods (snowball or itinerary method).

The population of concern comprised all Iraqi citizens currently established in Egypt as a result of the situation in their country. The difficulty with sampling this population was that it existed in no comprehensive list of its members, nor any representative sampling frame of this population, that would allow applying a probability sampling, i.e. a technique ensuring that every individual in the population/sample frame has a non-zero known chance of being selected into the sample.

An alternative way was to identify all the neighborhoods where Iraqi refugees live and apply a two-stage sampling procedure in these neighborhoods: first, making an inventory of all housing units in each neighborhood; second, randomly selecting a sample of housing units containing Iraqi households. The difficulty with applying this method was that Iraqi refugees were scattered between numerous neighborhoods and localities.

Thus, a snowball sampling with quotas seemed to be the only realistic option. A few number of Iraqi refugees served as entry points in the population, and starting from the first interview, each interviewed person provided the names and addresses of two or three other households, who will be visited and interviewed in turn. Snowball samples are known to be subject to various biases (the more connected a person is, the more likely are his/her acquaintances to be recruited into the sample) and quota sampling does not allow for the calculation of sampling error.

The quotas used to determine the distribution of the sample will consider only two criteria: religious/ethnic affiliation and place of residence in Egypt.

Results found by previous surveys on Iraqi refugees in Jordan (FAFO 2007), Lebanon (DRC 2007) and Syria (Brookings 2007) served as a basis to determine the distribution of the sample by religious/ethnic affiliation. The distribution of the estimated population by religious/ethnic

affiliation could of course differ from that of the sample, since extrapolation will be made separately in each sub-sample by religious/ethnic affiliation. Place of residence in Egypt will be determined a priori, for lack of any information on the topic. Each interviewed person will be asked about whether or not he/she is registered with UNHCR/Egyptian Authorities. This question will serve to estimate the size of the population of concern, starting from the sampled population distributed into registered and non-registered individuals.

### ***Actual Sample Frame***

Owing to the lack of any list allowing locating Iraqi refugees in Egypt, a preliminary list of households was established starting from two sources: refugees receiving legal advice and English classes. The aim was to randomly select from this consolidated list a number of households who would be included in the sample and lead to other households using the snow-ball sampling technique. For this purpose, at the end of the questionnaire, each interviewed head of household was asked to provide the names and addresses of two or three other families to conduct the interview with. The two Iraqi key informants contacted potential participants to obtain their informed consent to participate in the research forming a list of 100 households in various areas in Greater Cairo and Alexandria.

### ***Pre-test Phase***

A training and role play was conducted by IDSC and CMRS research teams to three IDSC researchers (two males and one female) who were assigned to conduct the pre-test interviews. Out of the 100 Iraqi households, a random sample of ten households was selected for the purpose of the pre-test phase. The two Iraqi key informants visited these households two days in advance to inform them of the purpose of the study and build trust. A total of 21 questionnaires were conducted with households in the 6<sup>th</sup> of October Area by three assigned researchers who were accompanied by two research coordinators from IDSC and CMRS attending some of the interviews as observers.

As a result, minor changes were made to some of the questionnaire questions to accommodate the reflections of the research team.

### ***Actual Fieldwork***

In preparation for the actual field work, the research team attended a one-day training seminar. .

The training was divided into five main parts: introduction on the scope of the study and the questions, reflections on the questions and problems that might arise, an interview role play, a brief awareness session on the Iraqi community in Egypt and a final written test.

The fieldwork was conducted during the month of May 2008 with 1,004 Iraqi families by 12 full-time IDSC male researchers and one part-time CMRS female researcher, all with Egyptian

citizenship. During the first week, fieldwork was conducted in the area of 6<sup>th</sup> of October, in which key informants intervened when needed. Starting from the second week, researchers were divided into the different areas in Greater Cairo such as Nasr City, Heliopolis, downtown Cairo, Mohandeseen and Rehab City. In the second part of May 2008, some researchers were sent to other governorates in Egypt. Concurrently, interviews were conducted with families living in 6<sup>th</sup> of October City, famous for hosting the largest segment of the Iraqi community in Cairo. Snow-ball method was followed during the fieldwork in coordination with the field supervisor to avoid any duplication.

### **2.5 Challenges/Limitations**

As the first study in Egypt on Iraqis, some challenges were faced pre- and during the fieldwork. Locating an official list of Iraqis in Egypt and choosing a random sample from this list was not possible. , Thus the networks of CMRS were used as a starting point.

While contacting participants, the two Iraqi key informants faced reluctance from some members of the Iraqi community to participate in the research. Some of them regarded their participation as unrewarding for their current status in Cairo owing to the fact that it neither provided direct services nor resettlement opportunities. Other individuals were mistrustful of providing information of themselves and their families to any organization in Egypt. Likewise, in the initial phase of the fieldwork, mistrust and reluctance problems were faced by some researchers from some Iraqi families who were being referred to by other families through the snowball method. The snowball method was challenged in rare cases either because the referrals were duplicated or because some initial households declined or were unable to provide researchers with other contacts. To overcome these problems, researchers in 6<sup>th</sup> of October tried to find other entries to the community through visiting shops and public places, seeking the permission of members of the community to participate in the research. Thus the sample studied did not conform to the sample frame plan regarding quotas by ethnic communities and residential areas. It was instead mainly based on a combination of a convenient and snowball sample of households willing to participate in the research.

### **2.6 Data-Entry**

While questionnaires were being conducted, IDSC data-entry team proceeded with data-entry in preparation for the analysis phase. A list of codes previously agreed upon was used for closed-ended questions. Open-ended questions and questions with the answer option of the category “other” were coded according to the responses of the households. Data-entry was revised by specialized reviewers at the IDSC for accuracy.

### **2.7 Data-Analysis**

Various meetings were set between CMRS and IDSC to discuss preliminary findings and plan for the structure of the report, which was agreed to include nine chapters presenting a profile of the status of the Iraqi refugees in Egypt through the main findings.

## **2.8 Conceptualization**

The study targets Iraqi refugees in Egypt defined in the broader sense of Article 1 of the UNHCR 1951 Convention on Refugees and its amendment of the 1967 Protocol, even for Iraqis who have not registered with UNHCR. Article 1 defines a refugee as any:

“person who owing to a well-founded fear of being persecuted for reasons of race, religion, nationality, membership of a particular social group or political opinion, is outside the country of his nationality and is unable or, owing to such fear, is unwilling to avail himself of the protection of that country; or who, not having a nationality and being outside the country of his former habitual residence as a result of such events, is unable or, owing to such fear, is unwilling to return to it.”<sup>81</sup>

Upon registering with UNHCR Regional Office in Cairo, and unlike other refugee groups, Iraqis are granted a prima facie asylum seeker status. This status grants the refugee a yellow UNHCR card in addition to some services provided through UNHCR’s implementing partners in Egypt. Iraqi refugees who have not registered with UNHCR could be defined for the purpose of this study as every Iraqi who fled Iraq due to broad reasons such as the security conditions in Iraq and/or the dire economic situation resulting from the political upheavals. It also includes Iraqis who are targeted due to their religious sect, ethnicity or political opinion.

This study is a household study, in which questionnaires were conducted with the heads of households in Egypt. The head of a household is defined as a person recognized by household members as responsible for all members of the household – usually members of the same family -- in terms of providing or managing the financial means and being aware of the status of each member in the family. It does not necessarily entail that this person be male or the eldest figure in the family.

The household involves individuals who are living together in the same housing unit in Egypt and who are sharing means of living. This might include non-relatives who live in the same housing unit with the related family.

---

<sup>81</sup>The Convention Relating to the Status of Refugees, [http://www.unhcr.ch/html/menu3/b/0\\_c\\_ref.htm](http://www.unhcr.ch/html/menu3/b/0_c_ref.htm)



## Chapter 3

### Structure of the Household and Demographic Characteristics of its Members

How do Iraqis live in Egypt: regularly or irregularly? Concentrating in a few districts or scattered? Registered or unregistered with UNHCR? Alone or in a family? This chapter aims to provide an overview of the main characteristics of the Iraqi households interviewed. The first section looks at the location and legal status of the households. The following section provides the characteristics of the households in terms of: family size and structure, age, gender, marital status, religion, sect, ethnicity, education level and employment status.

#### **3.1 Size of the Iraqi Population in Egypt at the Time of the Survey (May 2008)**

A simple method of extrapolation allows to draw from, on one side IDSC-CMRS survey results and, on the other side UNHCR records, an estimate of the size of the Iraqi population in Egypt at the time of the survey.

In the Survey, each interviewed head of household was asked about the registration status of each member of his/her household with UNHCR and with the Egyptian Authorities and it was found that 64,0% of the sampled Iraqis are registered with UNHCR (4,130 sampled individuals are distributed as follows: registered: 2,607; non-registered: 1,469; missing information: 54). On the other side, 10,786 Iraqis are registered with UNHCR office in Cairo, according to the international agency.

If the proportion of 64% registered with UNHCR that was found in the survey applies to the total Iraqi population in Egypt, then the figure of 10,786 Iraqis actually registered with UNHCR at the time of the survey corresponds to a total Iraqi population of 16,853 individuals distributed into 10,786 registered with UNHCR (64%) and 8,067 not registered with UNHCR (36%).

According to the findings of IDSC-CMRS survey the true size of the Iraqi population in Egypt would be around 17,000 Iraqis (May 2008), is between 6 and 9 times lower than the most commonly cited figures that range between 100,000 and 150,000. It is possible that the survey has under-estimated the real number of Iraqis living in Egypt? The snowball sampling procedure may conduce to over-select individuals who are better connected with their community and to miss those who are not connected, but there is no reason why this should be linked with not being registered with UNHCR. It may over-select individuals with certain characteristics (a given religion or sect, a given place of residence...) but the cross-tabulation of UNHCR registration with individual characteristics (see Chapter 3) shows that this is not the case.

It is therefore much more likely that the discrepancy between the actual size of the Iraqi population (17,000) and its claimed size (100-150,000) reflects either a high prevalence of short-term stay among Iraqis who enter Egypt (many would have returned or continued the journey) or, more probably, a tendency to inflate or over-estimate numbers when the situation of the

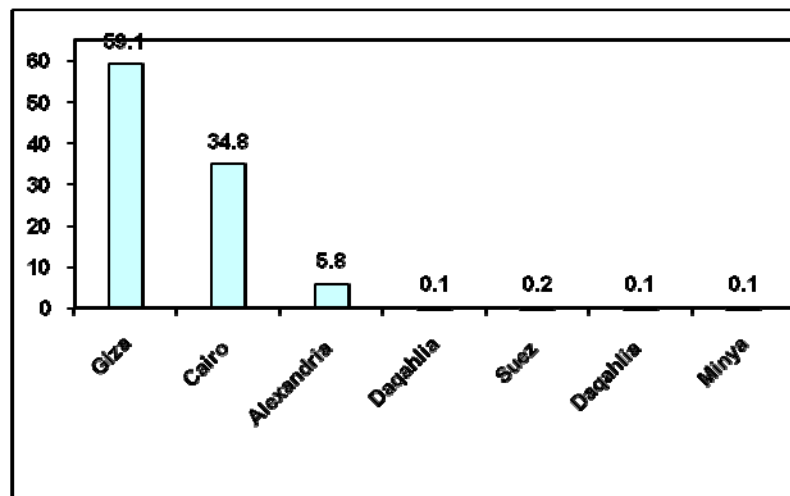
concerned people is tragic. Unless new data grounded on a scientifically validated methodology are produced and give another figure, the estimate of 17,000 Iraqi refugees in Egypt drawn from the survey is the most reliable figure available to date

### **3.2 Residence and Legal Status**

As highlighted earlier, interviews were conducted with heads of households in different areas in Greater Cairo and other governorates in Egypt. It is expected that the random procedure of the sample frame reflects the real distribution of the Iraqis in Egypt. Out of 1,004 households interviewed, 59% were located in Giza governorate mainly from 6<sup>th</sup> of October, Sheikh Zayed Cities and Haram area. The second largest governorate hosting Iraqis is Cairo and in particular Nasr City and Rehab city. 46.8% of households interviewed were located in 6<sup>th</sup> of October city, known to be the residential area mostly resided by Iraqis living in Cairo. 12.4 % of households were located in Nasr City area, known to be the second residential area favored by Iraqis in Greater Cairo. As the case of Iraqis in Syria and Jordan who are residing in the two capitals, Iraqis in Egypt are concentrated in the Greater Cairo area.

There are various reasons behind the high level of occupancy of Iraqis in 6<sup>th</sup> of October City. Economic conditions, such as low rental costs and availability of flats, are an important pull factor in attracting Iraqis. Other reasons are related to social networks as the presence of a number of Iraqi friends and relatives in a given area is a factor for newcomers to settle in the same area. Furthermore, the proximity of 6<sup>th</sup> of October to private universities and schools played an important role in families' selection to reside in this area. Some households attributed their residence to 6<sup>th</sup> of October to the fact that it is a newly constructed and quiet area that resembled some residential areas in Iraq.

**(1) Distribution of Households by Governorates**



N= 1,004

## (2) Distribution of Households by District of Residence

District of Residence	Frequency	Percent
6 <sup>th</sup> of October & Sheikh Zayed	494	49.2
Nasr City	133	13.2
Rehab City	94	9.4
Haram	67	6.7
Maadi	67	6.7
Other Greater Cairo Areas	60	6.0
Alexandria	86	8.5
Other	3	0.3
<b>Total</b>	<b>1,004</b>	<b>100.0</b>

**N= 1,004**

Visitors, migrants and refugees entering Egypt legally are expected to register with the Immigration Unit of the Ministry of Interior within ten days of their entrance to have their documents stamped. At a later stage, refugees may register with the Regional Office of the United Nations High Commissioner for Refugees (UNHCR) in Egypt to be granted refugee status. Furthermore, there are other official entities in Egypt Iraqi refugees may register with if they choose. 1.3% of the sample was registered with police stations at their areas of residence in addition to 0.1 % registering at the League of Arab States.

As highlighted earlier in Chapter 1, according to the 1951 Convention on the Status of Refugees, in situations of influx involving large numbers of persons fleeing their country of origin, such persons are acknowledged as “prima facie” refugees by UNHCR owing to the objective reasons for flight and circumstances in their country of origin.

Thus unlike other refugee groups in Egypt, Iraqi refugees are not given a blue card but are granted a prima facie refugee status and a yellow card upon their registration with UNHCR. They are automatically granted an asylum-seeker status without undergoing a Refugee Status Determination (RSD) process. The yellow card of an asylum-seeker grants him/her some social services from UNHCR and its implementing partners. However, these services are usually limited to the vulnerable or destitute cases. The services accessed by those registered with UNHCR will be discussed in further details in Chapter 5. Out of 4,130 individuals, 2,607 were registered with UNHCR.

## (3) Distribution of Individuals by Registration Status with UNHCR

UNHCR registration	Frequency	Percent
Yes	2,607	63
No	1,469	35.6
Missing	54	1.3
<b>Total</b>	<b>4130</b>	<b>100</b>

**N= 4,130**

To ensure their stay in Cairo, refugees must have a residence permit. Residence permits could either be extended if one of the family members is enrolled in school or education or could be granted through UNHCR. Duration and complexity of renewal procedures are the main problems Iraqis highlighted in terms of residence permits.

#### (4) Distribution of Household Members by Residence Permit Status

Residence Permit	Frequency	Percent
Valid permit	3,252	78.8
Permit in the process of renewal	378	9.2
No permit	446	10.7
Missing	54	1.3
<b>Total</b>	<b>4,130</b>	<b>100.0</b>

N = 4,130

The following table shows that registration with UNHCR is independent of residence permit just denying the assumption that individuals might not register with UNHCR for fear of being deported.

#### (5) Distribution of individuals by UNHCR Registration status and Residence permit

UNHCR registration	Residence Permit				Total
	Yes	In the process of	No	Missing	
Yes	1952	291	391	0	2607
No	1311	87	71	0	1469
Missing	0	0	0	54	54
<b>Total</b>	<b>3236</b>	<b>378</b>	<b>462</b>	<b>54</b>	<b>4,130</b>

N= 4,130

In general, the percentage of individuals registered with UNHCR has declined in recent years.

#### (6) Distribution of Individuals by UNHCR Registration Status and Year of Entering Egypt

UNHCR Registration	Date of Entering Egypt							Total
	Before 2000	2000-2003	2004	2005	2006	2007	2008	
Yes	75%	74%	64%	62.5%	68%	55%	59%	64%
No	25%	26%	36%	37.5%	32%	45%	41%	36%
<b>Total</b>	<b>100%</b> (N= 4)	<b>100%</b> (N=19)	<b>100%</b> (N=538)	<b>100%</b> (N =909)	<b>100%</b> (N =1,769)	<b>100%</b> (N=582)	<b>100%</b> (N=186)	<b>100%</b> (N=4,007)

N = 1,004

(7) Distribution of Individuals by UNHCR Registration Status and Sex

UNHCR Registration	Sex		
	Male	Female	Total
Yes	64%	64%	64% (N= 2607)
No	36%	36%	36% (N =1,469)
<b>Total</b>	<b>100%</b> (N =2,198)	<b>100%</b> (N =1,878)	<b>100%</b> (N =4,076)

N=4,076

A higher percentages of individuals living in Cairo and Giza were registered and all residents interviewed in Alexandria were registered.

(8) Distribution of Individuals by UNHCR Registration Status and Governorate of Residence in Egypt

UNHCR Registration	Governorate of Residence in Egypt						
	Cairo	Alexandria	Giza	Daqahlia	Suez	Minya	Total
Yes	60.5%	100%	63%	0%	100%	0%	64% (N=2,607)
No	40.5%	0%	37%	100%	0%	100%	36% (N= 1,469)
<b>Total</b>	<b>100%</b> (N=1,494)	<b>100%</b> (N= 203)	<b>100%</b> (N=2,365)	<b>100%</b> (N=1)	<b>100%</b> (N=10)	<b>100%</b> (N=3)	<b>100%</b> (N=4,076)

N= 4,076

(9) Distribution of Individuals by UNHCR Registration Status, Religion and Sect

Religion	UNHCR Registration	Sect						Total
		Sunni	Shiite	Catholic	Orthodox	Chaldean	Unspecified	
Muslim	Yes	64%	69%				60%	64% (N= 2,557)
	No	36%	31%				40%	36% (N= 1,446)
	<b>Total</b>	<b>100%</b> (N= 3,229)	<b>100%</b> (N=224)				<b>100%</b> (N= 550)	<b>100%</b> (N= 4,003)
Christian	Yes			70%	58%		100%	69% (N= 23)
	No			30%	42%	100%		31% (N = 50)
	<b>Total</b>			<b>100%</b> (N=27)	<b>100%</b> (N=19)	<b>100%</b> (N=7)	<b>100%</b> (N=20)	<b>100%</b> (N= 73)

N= 4,076

A number of cases of those registered with UNHCR may be selected for a series of interviews for resettlement to a third country, conducted directly by UNHCR. Iraqis who fled from Central and Southern Iraq to neighboring countries namely Egypt, Syria, Jordan and Lebanon and who fall under one or more of the following categories of priority: <sup>82</sup>

1. Persons who have been victims of severe trauma (including SGBV), detention, abduction, or torture by state or non-state actors
2. Members of minority groups and/or individuals which are/have been targeted in Country of origin owing to their religious/ethnic background
3. Women at Risk in Country of Asylum
4. Unaccompanied or separated children & children as principal participants
5. Dependents of refugees living in resettlement countries
6. Older persons at risk
7. Medical cases and refugees with disabilities with no effective treatment available in the Country of Asylum
8. High profile cases and/or their family members
9. Iraqis who fled as a result of their association in Country of Origin in Multinational Force MNF, Coalition Provisional Authority CPA, UN foreign countries, international and foreign institutions or companies and members of press
10. Stateless persons from Iraq
11. Iraqis at immediate risk of refoulement

In May 2008, International Organization for Migration (IOM) initiated the “Direct Access Program” accepting resettlement applications to the U.S from Iraqis in Egypt (spouse and unmarried children less than 21 years) who belong to one or more of the following categories: . <sup>83</sup>

1. Iraqis who work/worked on a full-time basis as interpreters/translators for the U.S. Government (USG) or Multi-National Forces (MNF-I) in Iraq;
2. Iraqis who are/were employed by the USG in Iraq;
3. Iraqis who are/were employees of an organization or entity closely associated with the U.S. mission in Iraq that has received USG funding through an official and documented contract, award, grant or cooperative agreement;
4. Iraqis who are/were employed in Iraq by a U.S.-based media organization or non-governmental organization;
5. Spouses, sons, daughters, parents and siblings of individuals described in the four categories above, or of an individual eligible for a Special Immigrant Visa as a result of his/her employment by or on behalf of the USG in Iraq, including if the individual is no longer alive, provided that the relationship is verified;
6. Iraqis who are the spouses, sons, daughters, parents, brothers or sisters of a citizen of the United States, or who are the spouses or unmarried sons or daughters of a Permanent Resident Alien of the United States, as established by their being or becoming beneficiaries of approved family-based I-130 Immigrant Visa Petitions.

However, this program is only limited to individuals who have been working in American institutions in Iraq and who could provide a valid documentation to prove this. In 2007 (last data available), the top six countries receiving asylum requests from Iraqi refugees were: Sweden (18,600

---

<sup>82</sup> See Resettlement of Iraqi Refugees, UNHCR, March 12, 2007

<sup>83</sup> [http://www.egypt.iom.int/Index\\_ExpandedUSRefugeeResttlProg.htm](http://www.egypt.iom.int/Index_ExpandedUSRefugeeResttlProg.htm)

applications lodged out of 45,200 worldwide, i.e. 41% of the world total), Greece (5,500, i.e. 12%), Germany (4,200 i.e. 9%), Turkey (3,500, i.e. 8%), the United Kingdom (2,100, i.e. 5%) and the Netherlands (2,000 i.e. 4%).<sup>84</sup>

Iraqi refugees' main complaint about resettlement procedures is the fact that it is a prolonged procedure in which they have to wait for long durations between the result of one interview and between being notified of another interview. This long procedure makes large numbers of Iraqis more vulnerable waiting for the process while their financial means deplete.<sup>85</sup>

Out of the 2,607 individuals registered with UNHCR, nine percent are waiting for their first notification of an interview, 14% are in the process of interviews and only 0.1% have been accepted for resettlement and waiting for the departure procedures and notification of the exact date.

**(10) Distribution of Individuals registered with UNHCR according to Resettlement Status**

UNHCR Status	Frequency	Percent
Asylum-Seeker and a Yellow Card Holder only	2,013	77.2
Asylum-Seeker, a Yellow Card Holder and waiting for the first resettlement interview	232	8.9
Asylum-Seeker, a Yellow Card Holder and waiting for the result of resettlement interviews	358	13.7
Accepted for Resettlement to another country	4	0.1
<b>Total</b>	<b>2,607</b>	<b>100.0</b>

**N= 2,607**

To facilitate the visa process and entrance to Egypt, some Iraqi refugees apply for the establishment of a private project in Egypt and pay certain fees to register themselves and their families with the Ministry of Investment. The head of household may register himself as an investor and his family's members would register accordingly thereby obtaining the same benefits as the head of household. Ten percent of the individuals in the sample were registered with the Egyptian Ministry of Investment.

**(11) Distribution of Individuals by Registration Status with the Egyptian Ministry of Investment.**

Registration Status	Frequency	Percent
Registered	423	10.2
Unregistered	3,653	88.5
Missing	54	1.3
<b>Total</b>	<b>4,130</b>	<b>100.0</b>

**N= 4,130**

<sup>84</sup> UNHCR, Asylum Levels and Trends in Industrialized Countries, 2007, page 9.

<sup>85</sup> Younes 2007, Refugee International, (detailed citation to be included)

### 3.3 Demographic Characteristics

Refugee movements often take place as family movements whereby the entire family flees the country of origin. However, in cases where not all family members are able to move, it might also result in the split of the families leading to a change in the structure of the family. On the one side, as highlighted in Chapter 1, a household is defined in terms of residence: as a group of persons living in the same housing unit in Egypt and sharing the means of living. This might include non-relatives who share the same housing unit and are therefore members of the household. On the other side, the family is defined by kinship and may or may not correspond to the household. Its members may all reside in Egypt or only part of them when the original family has been split by migration. The total number of family members include members currently living in Egypt in addition to the members who used to live with the head of the household before fleeing Iraq and who could not/did not move to Egypt with the rest of the family (i.e. the same family structure that existed in Iraq before moving), whether they currently live in Iraq or in a third country. The mean number of family members living in Egypt and outside is 4.95.

#### (12) Distribution of Households by size, including family members currently in Iraq or in another country

Total Number of Family Members	Frequency	Percent
1	39	3.8
2	77	7.7
3	117	11.7
4	218	21.7
5	204	20.3
6	155	15.4
7	92	9.2
8	42	4.2
9	27	2.7
10+	33	3.3
<b>Total</b>	<b>1004</b>	<b>100.0</b>

**N= 1,004**

Most Iraqi refugees in Egypt have families. Unlike Iraqis in Lebanon that have a relatively high proportion of one-person households,<sup>86</sup> only 12.8% of Iraqi households in Egypt consist of one isolated individual; the remainder are families or complex households. The normal (i.e. most frequent) size is four persons per household. Large households are not frequent (only 1% with 10 or more persons). The mean number of family members per Iraqi household in Egypt is 4.1.

It has to be noted that the number of families with one member is much higher when only family members living in Egypt are considered (Table 3.3-2: 129 families) than when all family members, whether they live in Egypt or in Iraq, are included (39 families in Table 3.3-3) which results from

<sup>86</sup> Iraqi Population in Lebanon: A Report, Danish Refugee Council, Beirut, November 2007: 29



the fact that a large percentage of families left some of its members during their movement to Egypt. The same observation applies to families with two members.

(13) **Distribution of Households by size (Excluding family members not living in Egypt)**

Number of individuals in the household	Frequency	Percent
1	129	12.8
2	108	10.8
3	125	12.5
4	217	21.6
5	194	19.3
6	126	12.5
7	62	6.2
8	24	2.4
9	9	0.9
10+	10	1.0
<b>Total</b>	<b>1,004</b>	<b>100.0</b>

N = 1,004

The majority of households maintained the same family structure they had in Iraq. This is due to their migration as families rather than individuals.

(14) **Distribution of households by total number of family members (in or outside Egypt) and number of family members in Egypt**

Total number of family members in and outside Egypt	Number of family members in Egypt										Total	
	1	2	3	4	5	6	7	8	9	10 +		
1	39	0	0	0	0	0	0	0	0	0	0	39
2	11	66	0	0	0	0	0	0	0	0	0	77
3	20	10	87	0	0	0	0	0	0	0	0	117
4	22	11	18	167	0	0	0	0	0	0	0	218
5	18	5	7	27	147	0	0	0	0	0	0	204
6	5	3	8	10	22	107	0	0	0	0	0	155
7	7	3	1	4	13	13	51	0	0	0	0	92
8	3	1	1	5	7	1	7	17	0	3	0	42
9	1	4	3	3	2	4	1	4	8	0	0	27
10 +	3	5	0	1	3	1	3	3	1	10	0	33
<b>Total</b>	<b>129</b>	<b>108</b>	<b>125</b>	<b>217</b>	<b>194</b>	<b>126</b>	<b>62</b>	<b>24</b>	<b>9</b>	<b>10</b>	<b>0</b>	<b>1,004</b>

N = 1,004

Despite the fact that the majority of families maintained the same family structure as it was in Iraq, a percentage of 30.4 households had family members living outside Egypt. Out of these, 88.4% are living in Iraq and 12.2 % are living in countries in the Middle East, Europe and US.

(15) Distribution of households according to whether some members are living outside Egypt

Members living outside Egypt	Frequency	Percent
No family outside Egypt	699	69.6
Part of the family outside Egypt	305	30.4
<b>Total</b>	<b>1,004</b>	<b>100.0</b>

N= 1,004

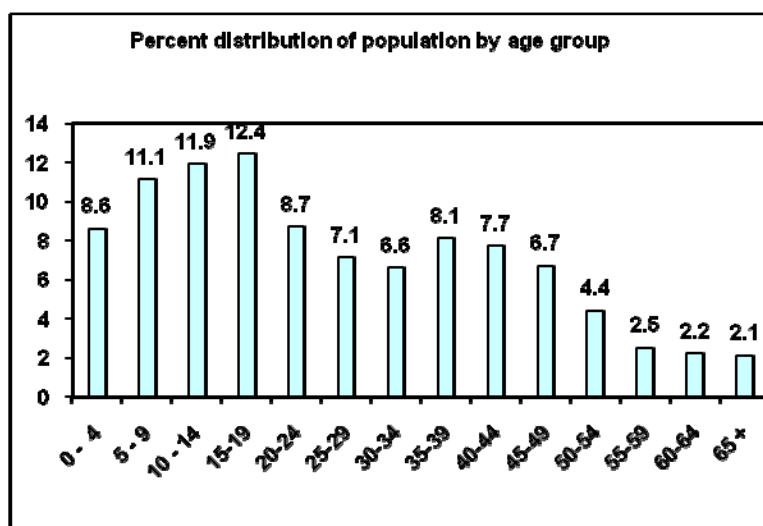
(16) Distribution of households by country of residence of other family members not living in Egypt

Members living outside Egypt	Frequency	Percent
Iraq	202	66
Jordan	20	7.0
United Arab Emirates	16	5.0
Syria	15	5.0
U.S.	12	4.0
Other	40	13.0
<b>Total</b>	<b>305</b>	<b>100.0</b>

N= 305

Age distribution seems typical of a refugee movement produced by insecurity that threatens every individual irrespective of age and sex: an almost regular distribution, as if it were reflecting that of the total population of the country of origin (as opposed to economic migrants whose age distribution is concentrated between 25-34). A high proportion of young persons (44.1% below 20 years) results from high birth rates in the recent past, but age groups are diminishing below 10 years. This may either reflect a steady decline of the birth rates over the last decade in Iraq or the fact that families with younger children are more difficult to move. Similarly, small numbers of old persons (2.1% above 65 years) reflecting at the same time the selectivity of migration (old persons are less susceptible to move, including in refugee movements) and the very profile of the Iraqi population.

Distribution of Individuals by Age Group



**N=4,130**

Almost all members of household are kin (99.3%). Typically, Iraqi refugees have moved to Egypt with, and only with, all or part of their families. Similar to the case of Iraqi households in Lebanon,<sup>87</sup> Iraqi households in Egypt consist mainly of close relatives, or members of the nuclear family of the head of household (91.2%), and rarely consist of members of the extended family. In most cases, two generations are living together. However, Iraqi families rarely live with non-relatives in the same household in Egypt unlike other refugee communities in Egypt who usually share households with members of non-kinship ties.

**(17) Distribution of Household Members According to their Relationship with the Head of Household**

Relation to Head of Household	Frequency	Percent
Head	1004	24.3
Spouse	722	17.5
Son/Daughter or child of spouse	2041	49.6
Grandchild	61	1.5
Father/mother	79	1.9
Father/mother in-law	6	0.1
Brother/Sister	85	2.1
Son/ Daughter in-law	35	0.8
Other relatives	68	1.6
Non-Relatives	29	0.7
<b>Total</b>	<b>4,130</b>	<b>100.0</b>

**N = 4,130**

Unlike the Iraqi population in Jordan who has more women than men,<sup>88</sup> distribution between males and females is almost balanced, an indication that family members fled together regardless of their sex. However the larger percentage of males could be an indication of unmarried men moving more easily than unmarried women, or of men being more threatened/at risk /exposed in Iraq than women.

**(18) Distribution of Household members by Sex and Age group**

Sex	Age group							Total	Percent
	0-9	10-19	20-29	30-39	40-49	50-59	60 +		
<b>Male</b>	429	576	382	273	317	168	83	2228	<b>54%</b>
<b>Female</b>	386	430	272	331	275	116	92	1902	<b>46%</b>
<b>Total Age Range</b>	<b>815</b>	<b>1006</b>	<b>654</b>	<b>604</b>	<b>592</b>	<b>284</b>	<b>175</b>	<b>4130</b>	<b>100</b>

**N = 4,130**

<sup>87</sup> Iraqi Population in Lebanon: A Report, Danish Refugee Council, Beirut, November 2007: 30

A high percentage of individuals at the age of marriage are married with similar percentages among both sexes. However, there is a higher percentage of unmarried men than unmarried women. A disparity between the percentage of widows and widowers is obvious since men are more likely to be targeted for kidnapping and killings owing to the unstable situation in Iraq. The proportion of divorced persons is 0.7%

**(19) Distribution of Household Members (16 +) by Age Range, Marital Status and Sex**

Sex	Age Range	Marital Status						Total
		Never Married	Engaged	Married	Separated	Divorced	Widowed	
Male	16-19	244						244
	20-24	209		6		2		217
	25-29	112		51		1	1	165
	30-34	40		80			2	122
	35-39	14		134		1	2	151
	40-44	7		156	2	1	1	167
	45-49	2		146	2	2		152
	50-59	2		105		1		108
	60-64	42					1	43
	65+	34					6	40
		<b>Total Male</b>	<b>706</b>	<b>0</b>	<b>678</b>	<b>4</b>	<b>8</b>	<b>13</b>
Female	16-19	144		12				156
	20-24	90	3	47		1	1	142
	25-29	27	1	98		4		130
	30-34	3	2	141		1	1	148
	35-39	6	2	170		2	2	182
	40-44	8		134	1	1	6	150
	45-49			118			7	125
	50-59	2		61			9	72
	60-64	1		31		2	10	43
	64-69	2		26			18	46
	65+	3		15			28	46
	<b>Total Female</b>	<b>286</b>	<b>8</b>	<b>853</b>	<b>1</b>	<b>11</b>	<b>81</b>	<b>1,240</b>
	<b>Total</b>	<b>992</b>	<b>8</b>	<b>1,531</b>	<b>5</b>	<b>19</b>	<b>94</b>	<b>2,649</b>

N= 2,649

In Lebanon, the proportion of female headed households is four percent, while in Jordan one in every five households is headed by a woman; this occurs mostly in poorer areas.<sup>89</sup> Iraqi women in Egypt constitute only 9.9% of heads of households, whereas the majority of the heads of households are men. It shows that unlike migration movements of female single-headed households, female single-headed households are uncommon in the Iraqi refugee community in Egypt.

<sup>88</sup> Iraqis in Jordan, their Numbers and Characteristics”, FAFO, 2008:15

<sup>89</sup> Iraqis in Jordan, their Numbers and Characteristics”, FAFO, 2008

(20) **Distribution of Individuals by Relationship to the Head of Household and Sex**

Sex	Relationship to Head of Household			
	Head	Other	Total	Percent
Male	905	1,323	1,421	53.9%
Female	99	1,803	2,709	46.1%
<b>Total</b>	<b>1,004</b>	<b>3,126</b>	<b>4,130</b>	<b>100.0</b>

**N = 4,130**

Less than one percent of the population interviewed was non-Iraqi, this percentage constituted the wives and mothers in-law of heads of households and who do not transfer their citizenships to their offspring. Thus, the sample shows a high degree of homogeneity among the Iraqis and the rarity of intermarriages with non-Iraqi individuals.

(21) **Distribution of Household Members by Citizenship**

Citizenship	Frequency	Percent
Iraqi	4,122	99.8
Non-Iraqi	8	0.2
Egyptian	3	0.1
Other	5	0.1
<b>Total</b>	<b>4,130</b>	<b>100.0</b>

**N = 4,130**

In Jordan, the majority of Iraqi refugees are Sunni Muslims, whereas in Lebanon the majority are Shiite Muslims and Chaldean Christians. In Egypt, the sample indicates a majority of Muslims (98.2 %) in comparison to 1.8 % of Christians. Furthermore, the majority of Muslims are Sunni Muslims, constituting 79.2 % of the total sample. A reason could be that Egyptian Muslims are Sunnis. Another reason could be the recent rise of Shiite power in Iraq after the fall of President Saddam's regime leading to targeting and consequent flight of Sunnis from the country, preferably to Sunni neighboring countries. It has to be noted, however, that the question on religious sect was met by criticism by some heads of households who considered themselves either Muslims or Christians only. The category of unspecified is higher among Muslims and may reflect the sectarian tensions between Shiite and Sunnis in Iraq, a fact that leads Iraqis outside Iraq to prefer not to reveal their sect-belonging. The distribution by sect of the Iraqi refugees in Jordan, Lebanon and Egypt seems to indicate that the presence of a sect in the host country acts as a pull factor for refugees of the same sect.

(22) Distribution of Individuals by Religion and Sect

Religion	Sect	Total	Total Percent
Muslim		4,057	98.2
	Sunni	3,274	79.2
	Shiite	226	5.5
	Did not specify	571	13.4
Christians		73	1.8
	Catholic	27	0.7
	Orthodox	19	0.5
	Chaldean	7	0.2
	Did not specify	14	0.4
<b>Total</b>	<b>4,130</b>	<b>100.0</b>	<b>100.0</b>

N = 4,130

Regarding ethnicity, the vast majority in the sample (99.3%) identified themselves as Arabs. A few minorities identified themselves as Kurds, Turcomans, Assyrians and Armenians.

(23) Distribution of Household Members by Ethnicity

Ethnic Affiliation	Frequency	Percent
Arab	4,102	99.3
Kurd	13	3
Turcoman	9	2
Assyrian	5	0.1
Armenian	1	0.0
<b>Total</b>	<b>4,130</b>	<b>100.0</b>

N = 4,130

Regarding educational level, respondents who have finished education fell into different categories of education level of which the majority were university (42%) and institute graduates (26%). This is a fact showing that the population is an educated one.

(24) Distribution of Household Members who have finished their education by level of education

Education Level	Frequency	Percent
Primary	80	4
Preparatory	140	7
Secondary	357	17
Institute	537	26
University	857	42
Postgraduate	77	4
<b>Total</b>	<b>2,048</b>	<b>100.0</b>

N= 2,048

Children and youth of schooling age (5-24) who are currently enrolled in schools and universities represent 85% of the schooling age.

Children and youth of schooling age (5-24) who are currently not enrolled in schools and universities represent 15% of total children/youth in schooling age. As a signatory to the 1951

convention, Egypt has put a reservation on providing public education to refugees within its borders.

In different discussions with Iraqi refugees in Cairo, the issue of the importance of educating their children despite its high costs in Egypt has always been discussed as one of the major hazards faced in Egypt.

(25) **Distribution of household members at school age by age group and enrollment status**

Age group	Enrolled in schooling in Egypt	Not Enrolled in schooling in Egypt but was enrolled in Iraq	Never enrolled	Total
5-9	81.6%	17.9%	0.4%	100.0% (N=457)
10-14	92.7%	7.1%	0.2%	100.0% (N=490)
15-19	83.3%	15.8%	0.8%	100.0% (N=480)
20-24	71.6%	26.1%	2.4%	100.0% (N=211)
<b>Total</b>	<b>84.1%</b>	<b>15.1%</b>	<b>0.7%</b>	<b>100.0%</b> <b>(N=1,638)</b>

N = 1, 638

Only 10.6% of those above the working age, (i.e. 18 Years), are currently working.. The employment issue is to be discussed in further details in Chapter 5.

(26) **Distribution of Household Members (18 +) by Work Status**

Work Status	Frequency	Percent
Working	392	10.6
Not Working	3,278	89.4
<b>Total</b>	<b>3,670</b>	<b>100.0</b>

**3.4 Summary**

Iraqis in Egypt are generally concentrated in specific areas in major cities, the most prominent being the 6<sup>th</sup> of October residential city in Giza governorate. Sixty-three percent of the households is registered with UNHCR. Almost 80% has residence permit in Egypt. In terms of family composition, the nuclear family is the most common; the phenomenon of non-relatives sharing housing units is rare. Over 50% of households have some family members living outside Egypt, out of which 88.4% are in Iraq. The population indicates a high rate of younger Iraqis under the age of 24. The sample indicates a high rate of Muslim Sunnis in comparison to Muslim Shiites and Christians. In terms of educational status, the highest rates belonged to two groups: those who finished education and those who are currently enrolled in schooling in Egypt; an indication of an

educated population. As to those of working age, 10.6% are working, showing a low rate of employment in Egypt among Iraqis.



## Chapter 4

### Migration History of the Households

In their attempt to escape violence, refugee movements take different patterns. Whereas some refugees might flee to the country of first asylum directly from their area of origin, others might be internally displaced inside the borders of their country of origin before they move outside to other countries. Also, in some cases, refugees cross the borders of different countries before reaching the country of asylum. Thus, not all Iraqi refugees arrived in Egypt directly after fleeing their city or village of origin in Iraq. Many of them have passed by one or more transit places mostly in Iraq or in other countries in the region before arriving in Egypt. The scope of this study is refugees who have crossed the Iraqi borders reaching Egypt either directly or indirectly. This chapter provides a profile of the migration history of the households by looking at their conditions of their before and during their flight, and at arrival in Egypt.

#### **4.1 Pre-flight Situation**

Pre-flight conditions include the conditions before leaving Iraq such as the place of residence (province), the main reasons for leaving this place and the date of fleeing Iraq. In Iraq, sectarian violence leading to displacement is an urban phenomenon due to different ethnic groups and sects residing together. The more the area is mixed, the more violence occurs.<sup>90</sup> As the most violent and mixed place in Iraq, Baghdad was the main sender of Iraqi households interviewed amounting to 92.3% of the sample. Since 2003, many Iraqis in Baghdad have been killed and threatened mainly due to sectarian violence. Lesser percentages of original household residence originated from Al-Basra, Diyala and Ninawa. Baghdad is also the main sender province of Iraqis fleeing to Jordan, Lebanon and Syria.

#### **(27) Distribution of Households by Governorate of Origin in Iraq**

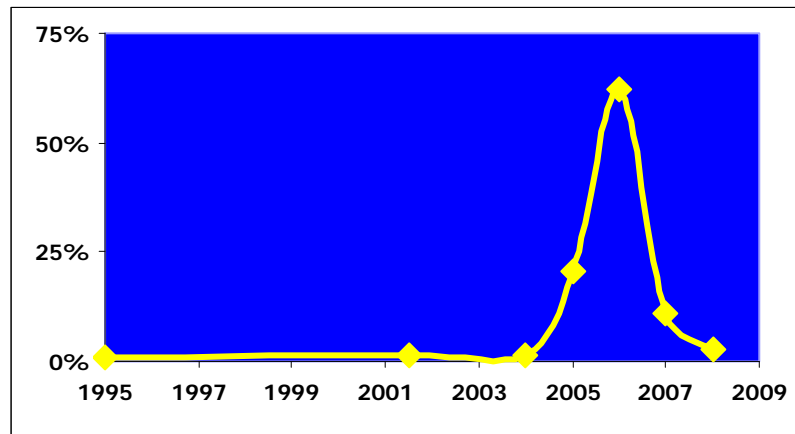
<b>Governorate in Iraq</b>	<b>Frequency</b>	<b>Percent</b>
Baghdad	927	92.3
Al-Basra	20	2.0
Diyala	17	1.7
Ninawa	13	1.3
Salah ad-Din	8	0.8
Al-Anbar	6	0.6
Thi-Qar	4	0.4
Najaf	3	0.3
Al Sulaymania	2	0.2
Karkuk	2	0.2
Karbalaa	1	0.1
Babel	1	0.1
<b>Total</b>	<b>1,004</b>	<b>100.0</b>

**N = 1,004**

<sup>90</sup> Al-Khalidi Ashraf; Victor Tamer, "Sectarian Violence: Radical Groups Drive Internal Displacement in Iraq," Brookings Institution, University of Bern, October 2006: 17

As indicated in the table below, the plight of households displacement was in 2006, followed by (20.4%) in 2005 and (11.2%) in 2007. The reason attributed to the large number of families leaving Iraq in 2006 could be the result of the increase in sectarian tensions in different provinces in Iraq after the bombing of the Shiite mosque in Samarra on 22 February 2006, which in turn could have led families to leave Iraq regardless of their ethnicity or religious sect. 2006 also marked the peak of Iraqis fleeing to Lebanon and Jordan.

**(28) Distribution of Households by Year of Departure from Iraq**



N = 1,004

Events after 2005 represented attacks on Shiite groups that led to a series of attacks between Sunnis and Shiites in different areas of Iraq.<sup>91</sup> These attacks led to the killing and displacements of individuals from the two groups.<sup>92</sup> The most vulnerable groups anticipated to have fled due to sectarian tensions are Muslim Shiites living in Sunni areas and vice versa. Furthermore, Christian Iraqis living in a Sunni or a Shiite dominated area are expected to be displaced as well as a result of the violence in the area.<sup>93</sup>

The following table represents high rates of Sunnis and Shiites fleeing Iraq in 2006 and 2005. Similarly, the category of “unspecified” marks 2006 as the year with the highest rate of departure. As indicated earlier in the previous chapter, the higher percentage of unspecified Iraqis was Muslim who in turn belong to either one of the two sects. Adding to that is the fact that the majority of individuals interviewed were Muslims.

<sup>91</sup> Al-Khalidi Ashraf; Victor Tamer, “Sectarian Violence: Radical Groups Drive Internal Displacement in Iraq,” Brookings Institution, University of Bern, October 2006.

<sup>92</sup> Ibid

**(29) Distribution of Households by Year of Departure and Sect**

Year of Departure	Sect						Total
	Sunni	Shiite	Catholic	Orthodox	Chaldean	Unspecified	
2008	2%	6%	0%	0%	0%	4%	3%
2007	11%	11%	13%	0%	0%	10%	11%
2006	62%	57%	63%	0%	0%	64%	62%
2005	21%	22%	13%	0%	0%	20%	20%
2004	1%	0%	0%	67%	100%	1%	1%
2003-2000	1%	4%	13%	0%	0%	1%	1%
Before 2000	1%	0%	0%	33%	0%	0%	1%
Total	100%	100%	100%	100%	100%	100%	100%
	N=799	N=54	N=8	N=3	N=1	N=139	N=1,004

**N = 1,004**

Due to the unstable conditions in Iraq, families left Iraq for various inter-linked reasons. In the case of Iraq, the ethnic, political and social factors are even blurred. Whereas some families might have fled because of a direct threat owing to their ethnicity or political opinion,<sup>94</sup> others might have left due to general insecurity or economic hardships resulting from the unstable political situation.

The first five reasons highlighted below are quite inter-linked and thus more than one reason may be chosen. Security conditions were rated as the highest percentage being very broad and accommodating various reasons for fleeing. In many cases of Iraqi refugees fleeing to Egypt, Iraqis narrate their children or themselves witnessing threats either due to their ethnicity, religion or political opinion. Other reasons included war as well as displacement in the broader sense.

Importantly enough, economic hardships were not cited as a reason for leaving Iraq, except by 4% of the interviewed persons. This clearly shows that most Iraqis in Egypt are genuine refugees, not disguised economic migrant

**(30) Distribution of Households by Reasons for Leaving Iraq (more than one reason is possible)**

Reasons for Leaving Iraq	Frequency	Percent
General Security Conditions	843	84.0
Direct Threats to the Person	616	61.4
Ethnic tensions	362	36.1
Economic hardships	40	4.0
Seeking better future for children	24	2.4
Enrollment in University outside Iraq	13	1.3
Medical Treatment	6	0.6
In the process of migrating to U.S.	2	0.2
Tourism	1	0.1

**N = 1,004**

**\* More than one reason is possible**

<sup>93</sup> Ibid

<sup>94</sup> Al-Khalidi Ashraf; Victor Tamer, "Sectarian Violence: Radical Groups Drive Internal Displacement in Iraq," Brookings Institution, University of Bern, October 2006, and Iraqi Migrants in Egypt: A Field-based Report using Qualitative Research Method, Information and Decision Support Center, October 2007 unpublished

#### **4.2 Flight Conditions**

Flight conditions are those facilitating the flight of the families from Iraq until they reached Egypt. It includes the patterns of their flight whether it was direct or indirect, visa procedures and money allocated to fund the flight. Unlike the situation in Jordan, Syria and Lebanon where Iraqi refugees could cross borders by land or by sea, Iraqis could come to Egypt only by flight either directly or indirectly from Iraq. Thus, the move to Egypt is mostly a prepared process, as opposed to spontaneous, which requires visas and booking plane tickets.

The highest percentage of refugees entering Egypt was in 2006, followed by 2005 and 2007. Since 2006, a decline is obvious in the numbers of family members entering Egypt.<sup>95</sup> A reason for this decline could be the restrictions by the Egyptian authorities to limit the influx of Iraqi refugees in recent years. During the interviews, many families highlighted that some of their relatives and friends are unable to visit them due to new visa restrictions that did not exist at the time of their arrival to Egypt.

**(31) Distribution of Households by Year of entering Egypt**

<b>Year of entering Egypt</b>	<b>Frequency</b>	<b>Percent</b>
2008	37	3.7
2007	134	13.4
2006	462	46.2
2005	251	25.1
2004	109	10.9
2003-2000	5	0.5
Before 2000	1	0.1
Missing	5	0.5
<b>Total</b>	<b>1,004</b>	<b>100.0</b>

**N = 1,004**

To assess if Iraqi refugees fled to Egypt directly or not, heads of households were asked if they or any family member (excluding young children accompanying their parents or newly born in Egypt) have passed by another transit country to facilitate his/her entrance to Egypt. A percentage of 2.1 fell into the category of not applicable which means they were either below age to cross borders by themselves at the time of flight or were born in Egypt. 58.6% came directly from Iraq to Egypt, while 29.3% crossed other borders mostly neighboring Arab countries namely Jordan and Syria as well as United Arab Emirates and Yemen.

(32) Distribution of Household Members by Route to Egypt

Route to Egypt	Frequency	Percent
Fleeing directly from Iraq	2419	60
Arriving in Egypt after passing by another country	1623	40
<b>Total</b>	<b>4,042</b>	<b>100.0</b>

N = 4,04

(33) Distribution of Household Members by Country of Transit between Iraq and Egypt

Country of Transit	Frequency	Percent
Syria	927	57
Jordan	610	38
Yemen	43	2.6
United Arab Emirates	30	1.8
Other countries	10	0.6
<b>Total</b>	<b>1,623</b>	<b>100.0</b>

N= 1,623

Out of the individuals who flee to Egypt (excluding young children accompanying their parents or newly born in Egypt), 91.6% obtained a tourism visa to enter Egypt, and few obtained their visas either through an invitation or through applying to the Egyptian Ministry of Investment as investors. Tourism visas are usually facilitated for Iraqi refugees through a visit application and evidence of a round-trip ticket being purchased.

(34) Distribution of Household Members by Type of Visa

Type of Visa	Frequency	Percent
Tourism	3706	91.6
Invitation	187	4.7
Investment	87	2.1
Family-Unification	43	1.1
Educational Visa	16	0.4
Medical Visa	3	0.1
<b>Total</b>	<b>4,042</b>	<b>100.0</b>

N = 4,042

The vast majority (82.2%) of the heads of households obtained the visa through a tourism company; others obtained it through their families or friends who moved first to Egypt. Other means which facilitated the granting of the visa were: the Egyptian embassy in Iraq or transit

<sup>95</sup> The survey was conducted in May 2008 and numbers of entries in 2008 refer to the first 5 months.

country, Egyptian officials and university. 0.8% of households acquired the visa without any help from any entity in Iraq or transit country

**(35) Distribution of Households According to the Person/Entity Helping the Head of Household to Obtain a Visa to Egypt**

Person/ Entity Helping Head of Household Obtain a Visa	Frequency	Percent
Tourism Company	826	82.2
Friend or Relative	82	8.2
Embassy	55	5.5
Egyptian Official	23	2.3
No-one	8	0.8
University	7	0.7
Broker	2	0.2
Invitation from Arab Sports Union	1	0.1
<b>Total</b>	<b>1,004</b>	<b>100.0</b>

**N = 1,004**

While crossing borders, refugees may resort to paying a certain amount of money to a broker or a smuggler to facilitate their visa or entrance to their destination. However, in the case of the Iraqis, this phenomenon was not common as their movement was by flight over land. Less than two percent of the households interviewed had to pay an amount to facilitate the entrance of a family member to Egypt, which was not necessarily paid to smugglers such as the case in other neighboring countries, but rather paid to a visa officer, for example. Out of the two percent, 52.9 % paid an amount ranging between L.E 1,000 and L.E 5,000 to facilitate the entrance of a family member, 35.2% paid less than L.E 1,000 and 11.7 % paid more than L.E 5,000.

**(36) Distribution of Households by whether or not a Certain Amount was Paid to Facilitate the Entrance of a Family Member to the Egypt**

Status of Amount Paid	Frequency	Percent
Yes	17	1.7
No	987	98.3
<b>Total</b>	<b>4,130</b>	<b>100.0</b>

**N = 1,004**

**(37) Distribution of Households by Total Expenses of Family Members Traveling to Egypt**

Total Expenses of flight	Frequency	Percent
Less than L.E 1,000	9	0.9
L.E 1,000-4999	280	27.9
L.E 5,000-9,999	363	36.2
L.E 10,000-14,999	200	19.9
L.E 15,000 or more	152	15.1
<b>Total</b>	<b>1,004</b>	<b>100.0</b>

**N= 1,004**

Obtaining visas and crossing borders to the country of asylum is a costly process for refugees who might have to sell their assets and withdraw their savings in their countries of origin in order to escape harsh conditions in their countries of origin. Withdrawing savings and selling houses were the two main means Iraqi households used to fund their flights. The fact that 51% of the Iraqi refugees in Cairo have sold their house in Iraq before departing from the country tells much about their leaving it for good, with no intention to return and it actually makes return a very difficult option. Other means includes borrowing money from friends or family members in Iraq or renting the flat of residence. Less than one percent depended on their pension to fund the flight of their families.

(38) **Distribution of Heads of Households by Means of Funding Travel Expenses to Egypt** (more than one mean is allowed)

Means of Funding Travel	Frequency	Percent
Withdrew my savings	668	66.5
Sold my house	512	51.0
Borrowed money from friends/family	76	7.5
House rent	6	0.6
Pension	3	0.3
NA	3	0.3

#### 4.3 Short-term Plans

In summer 2007, UNHCR office witnessed an increase in the number of Iraqi families wanting to close their files to return to Iraq.<sup>96</sup> On their arrival to Egypt, Iraqi families processed economic resources from dismantling their assets back in Iraq; however, with the lack of employment opportunities and the unexpected prolonged stay, these families ran out of sufficient funds to support their living in Egypt. Adding to that is the scarce opportunities of resettlement in comparison to the numbers of applications to UNHCR, IOM and different embassies. Consequently some families started thinking of returning back to Iraq despite the unexpected conditions there.

In summer 2008, news circulated about a repatriation process for Iraqis, especially families from Cairo to Baghdad; an initiative supported by the Iraqi Prime Minister Nuri Al-Maliki. This initiative was known to be facilitated by the Iraqi embassy in Cairo. According to unverified sources more than 1,000 Iraqi refugees in Egypt would have returned home through the recent initiative.<sup>97</sup> The charge d' affaires of the Iraqi embassy in Cairo asserted that the initiative started after some Iraqi leaders requested facilitation for return. The main reason of these Iraqi individuals wanting to return, however, is lack of income.<sup>98</sup>

<sup>96</sup> UNHCR representative, Van Parag's documentary Time is running out [www.iraqisinegypt.org](http://www.iraqisinegypt.org)

<sup>97</sup> The Washington Post, September 7, 2008

<sup>98</sup> ibid

A percentage of 7.7 of the households interviewed were planning to leave Egypt soon. The three reasons attributed to the decision to leave Egypt were: their preference to go back to Iraq, the socioeconomic problems in Egypt (high costs and lack of employment opportunities) and the intention to seek asylum in another country. Out of the 7.7% of families who intend to leave Egypt soon, only 16% of them took actual steps to leave such as acquiring a visa to another country, sending some family members outside Egypt and selling their house in Egypt.

(39) **Distribution of Households According to whether households have an immediate plan for leaving or not**

<b>Immediate plans</b>	<b>Frequency</b>	<b>Percent</b>
Leave Egypt	77	7.7
No plans	927	92.3
<b>Total</b>	<b>1,004</b>	<b>100.0</b>

**N = 1,004**

(40) **Distribution of Households by Reasons of Intention to Leave Egypt Soon**  
(more than one reason is possible)

<b>Reasons of Intention to Leave Egypt</b>	<b>Frequency</b>	<b>Percent</b>
Go back to Iraq	32	3.2
Lack of employment opportunities in Egypt	29	2.9
High expenses in Egypt	20	2.0
Go to another country	13	1.3
Ran out of money	4	0.4
Other	4	0.4

**N = 77**

#### 4.4 Summary

Displacement peaked in 2006, followed by 2005 and 2007. Instability as a general condition in Iraq is the main reason. One of the forms in which this instability was manifested is through the sectarian violence that took place particularly in Baghdad and Al-Basra, on the top of others. The specific reasons behind displacement are various ranging from direct threats or kidnapping to general unstable political conditions. By contrast, only a small minority were motivated by dire economic conditions. A percentage of 58.6 of households fled to Egypt directly from Iraq, while 29.3% passed by other stops namely Syria and Jordan. Almost 90% of households entered with a tourist visa. Tourism companies, friends and embassies were the major facilitators for obtaining the tourist visa to Egypt. Money was collected to fund air-fares and other travel expenses. In terms of future plans, families who had concrete plans of leaving Egypt soon were very rare, the rest had no plans identified.



## Chapter 5

### Current Situation of Iraqis in Egypt

As highlighted earlier, in Egypt as well as other neighboring countries, many Iraqis are living in precarious conditions. With no employment opportunities and with continuous depleting resources, the economic situation of Iraqi households begins to deteriorate. Furthermore, although Egypt is a signatory to the 1951 convention on the status of refugees, Egypt has reservations on clauses related to personal status, rationing, education, relief, labor rights, and social security.

This chapter aims to provide an overview of the current status of Iraqis living in Egypt. Employment, as a vital source of income, will be examined through the findings of the research. Other sources of income such as remittances from outside Egypt and transfers from relief agencies will be assessed as Iraqi families depend on them to meet their basic needs. The situation of education enrollment and access to the health system will be analyzed through the findings of the research. As an important indicator of the living situation of Iraqis, housing will also be looked upon. Finally, access to welfare programs will be briefly described. The general needs of the Iraqi population as well as the specific problems related to sense of security or access to public services will be discussed in details in Chapter 6.

#### **5.1 Employment Status**

Only 10.7% of those above the age of 18 are currently working. Like in Lebanon<sup>99</sup>, the majority of those who are working or actively looking for work are men. Individuals who are not working but looking for work attributed various reasons to their inability to find work such as the high unemployment rate in Egypt resulting in the scarcity of jobs or their unsuitability in comparison to degrees acquired. Other categories of those currently not working included inability to work due to age or health conditions, housewives students above 18 enrolled in school or university.

#### **42) Distribution of Members above 18 years of age by Current Employment Status and Sex**

Current Employment Status	Sex		Total
	Male	Female	
Working	18%	1.6%	10.6%
Not working	82%	98.4%	89.4%
Total	100% (N=1,991)	100% (N= 1,679)	100% (N= 3,670)

N= 3,657

**43) Distribution of Unemployed Members above 18 years of age by Sex and  
Reasons for not being employed in Egypt**

Reason for not being employed	Sex		Total
	Male	Female	
Unable to find work	30.0%	2.0%	16.0%
Unwilling to work	13.4%	1.5%	7.4%
Unable to work	7.0%	1.0 %	4.1 %
Housewife		61.0%	30.5%
Enrolled in school or university	49.6 %	35.2 %	42.0%
<b>Total</b>	<b>100%</b> <b>(N= 1,618)</b>	<b>100%</b> <b>(N=1,647)</b>	<b>100%</b> <b>(N=3,265)</b>

**N= 3,265**

More people are searching for employment than are actually employed; this is particularly the case among the highly educated. The level of education and the employment status are slightly interrelated in the sample. The higher the level of education, the higher the proportion employed. While the percentage of those working among those who have primary education is 15%, against 17.7% for those who have a bachelor's degree and 24.7% for are post-graduates

**44) Distribution of Members above the Age of Employment by Current  
Employment Status and Educational Status**

Current Employment Status	Educational Level for those who are 18+						Total
	Primary	Preparatory	Secondary	Institute	University	Post-graduate	
<b>Working</b>	3.3 %	6.0 %	13.3%	30%	42.2%	5.2%	<b>100% (N=360)</b>
<b>Looking for work</b>	2.1%	3.0%	13.4%	23.5%	51.0%	6.0%	<b>100% (N=462)</b>
<b>Unwilling to work</b>	3.0%	4.0 %	15.0%	21.0%	52.0%	5.0 %	<b>100% (N=191)</b>
<b>Unable to work</b>	5.5%	4.5%	18.5%	13.0%	53.0%	5.5 %	<b>100% (N=92)</b>
<b>Housewife</b>	5.0%	10.0%	21.5%	29.0%	33.0%	1.5%	<b>100% (N=926)</b>
<b>Student</b>				15.0%	77.0%	8.0%	<b>100% (N=13)</b>
<b>Total</b>	<b>3.6%</b>	<b>7.0%</b>	<b>17.4%</b>	<b>26.3%</b>	<b>42.0%</b>	<b>3.7%</b>	<b>100% (N=2,039)</b>

**N= 2,039**

According to the FAFO survey conducted on Iraqis in Jordan, 70% of Iraqis who are working are employed in someone else's business rather than having their own business.<sup>100</sup> The same was found among Iraqis in Egypt. Out of the 10.7% currently employed, 60% work for other people in regular paid jobs, while 13.0% are self-employed known in Iraqi as *Kaseb* and 16.0% are self employed and hire others.

**45) Distribution of Individuals Working and their Relation to Work**

Relation to Work	Frequency	Percent
Works for the family without a salary	7	2.0
Works in an irregular paid job	35	9.0
Works in a regular paid job	237	60.0
Self-employed without hiring others ( <i>Kaseb</i> )	50	13.0
Work owner and hires others	63	16.0
<b>Total</b>	<b>392</b>	<b>100</b>

**N= 392**

52.2% of those working are working in unskilled jobs such as sellers, cooks, drivers, mechanics, bakers, barbers or cleaners. This resembles the situation of Iraqis in Lebanon who work in unskilled

<sup>100</sup> Iraqis in Jordan, their Numbers and Characteristics, FAFO, 2008

jobs to cover their living.<sup>101</sup> Only one Iraqi is working as a domestic worker, a job that could be seen by many Iraqis as degrading. Since domestic work is the most common informal job among refugee women in Egypt, one would expect there to be more Iraqi women employed in this sector. However, Iraqis will not consider working or letting their wives work as domestic workers for Egyptians or foreigners living in Egypt. 30.3% are either self-employed, having their own projects or working as brokers in different sectors. It is remarkable that out of this percentage, 22% are working as internet café owners: the high demand for this type of business must be interpreted in the light of the situation of refugees for whom keeping constantly in touch with relatives and friends in Iraq and other countries through internet contacts, is vital. 8.0% work in legislative, administrative and managerial jobs either as assistants or managers. Only 3.0% work as professionals, which includes physicians, engineers, academic professors and lawyers. One percent work as technicians and professional assistants.

#### 46) Distribution of Individuals Working and their Current Professions

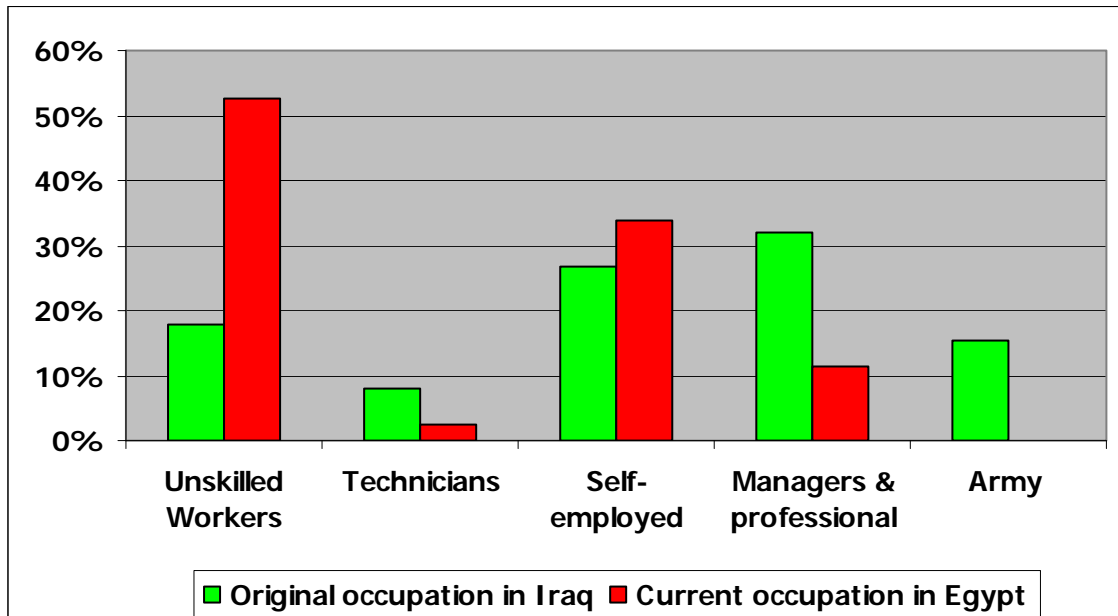
Category of Job	Frequency	Percent
Unskilled labor	205	52.2
Self-employed and brokers	119	30.3
Legislative, administrative and managerial	31	8.0
Media and simultaneous translators	17	4.3
Professional	11	3.0
Technicians and Professional Assistants	5	1.3
Unidentified	3	0.7
Diplomacy	1	0.2
<b>Total</b>	<b>392</b>	<b>100.0</b>

N= 392

Out of those currently employed, only 36.2% are involved in work that is similar to their original profession in Iraq, while the majority has changed their professions to less skilled jobs due to the scarce job opportunities in Egypt and its reservation on the refugees' right to work in the 1951 Convention on the Status of Refugees.

<sup>101</sup> Iraqi Population in Lebanon: A Report, Danish Refugee Council, Beirut, November 2007: 43

47) **Distribution of individuals working by their Original Occupation in Iraq and Current One in Egypt**



N= 392

64.0% of those who are currently working changed their profession from their original one held in Iraq, most of them downwards. The main reasons highlighted by individuals who change their professions were lack of suitable work opportunities, inability to get a work permit and lack of funds to initiate new projects.

Individuals who are working were asked about the level of satisfaction for their current job. Unlike the situation of Iraqis working in Jordan, where among one in ten currently employed Iraqis would like to change their professions.<sup>102</sup> 47.0% of those working in Egypt expressed their satisfaction with their current profession. The reason behind the high rate of satisfaction despite the fact that the majority of Iraqis work in unskilled jobs could be their awareness of the high unemployment rate in Egypt. Those who were not satisfied had a few complaints: work being temporary, unsuitability of work with educational degree, low wages and difficulty of procedures.

48) **Distribution of Individuals Working and their Degree of Satisfaction with their Current Work**

Degree of Satisfaction with Current Work	Frequency	Percent
Very satisfied	184	47.0
Satisfied to some extent	55	14.0
Unsatisfied	153	39.0
<b>Total</b>	<b>392</b>	<b>100.0</b>

N= 392

<sup>102</sup> Iraqis in Jordan, their Numbers and Characteristics, FAFO, 2008: 24

## 5.2 Economic Status

Similar to the case of Iraqis in Jordan,<sup>103</sup> employment is not the main source of income for Iraqis in Egypt. They are instead dependent on saving withdrawal and remittances as the main sources of income; salary follows these two main sources. A lesser percentage depends on pensions, assets' revenues, UNHCR transfers and borrowing. The fact that Iraqis depend on remittances and savings makes their situation vulnerable since gradually and with their unexpected prolonged stay, they are running out of savings. Remittances from abroad, especially Iraq, are not necessarily regular due to the unpredictable situation there. The majority fall under the no-income category since members of household mainly depend on the head of household for income. Thus income is measured by household unit and not individuals.

### 49) Distribution of Average Monthly Income of Households

Average Monthly Income in L.E	Frequency	Percent
Less than 1,000	106	10.6
1,000-1,999	166	16.5
2,000-2,999	281	28.0
3,000-3,999	198	19.7
4000-4,999	92	9.2
5,000 and more	161	16.0
<b>Total</b>	<b>1,004</b>	<b>100.0</b>

N= 1,004

### 50) Distribution of Households by Sources of Monthly Income (more than one source is possible )

Sources of Monthly Income	Frequency	Percent
Savings	527	52.4
Remittances	446	44.4
Job	381	38.0
Pension	118	11.8
Assets' Revenues	100	10.0
Transfers from UNHCR	70	7.0
Borrowing	22	2.1
Other	15	1.5

N= 1,004

<sup>103</sup> Iraqis in Jordan, their Numbers and Characteristics, FAFO, 2008: 12

### 51) Distribution of Households by Level of Income and Sources

Source of Income		Level of Average Income in L.E
Employment	Yes	3,198
	No	3,347
Savings	Yes	3,588
	No	3,041
Remittances	Yes	3,545
	No	3,147
Average Household Income		<b>3,306</b>

N=1,004

In sharp contrast with typical economic migrants who are senders of remittances to their families left behind, Iraqis refugees are receivers of remittances either from their families left behind, or from relatives in the greater Iraqi diaspora. Fifty-one percent of households receive remittances out of which 93% comes from Iraq; smaller percentages originate from the other countries in the Middle East, namely United Arab Emirates and Syria and from Sweden and UK as well as a small percentage from US and Canada. The majority of these remittances range between L.E 1,000 and 4,999, yet most of the remittances over L.E 5,000 come from countries other than Iraq. Money is being transferred mainly through Money Transfer companies with a small segment using Egyptian banks followed by families and friends coming from Iraq as the third mean of transferring money.

### 52) Distribution of Households by Remittances Transferred from Iraq and Other Countries

Status of Remittances	Frequency	Percent
<b>Transferred</b>		
Yes from Iraq	479	47.7
Yes from another country	53	5.2
No remittances received	490	48.8
<b>Total</b>	<b>1,004</b>	<b>100.0</b>

N=1,004

Out of 1,004 households, only six send remittances to Iraq; the remittances of which range between L.E 400 and 2,700 per month. It is important to note that unlike migrants and some groups of refugees where remittances are sent from the country of migration to the country of origin, Iraqis are only recipients of remittances rather than senders. Money is sent to Iraq through family and friends visiting Iraq or transfer companies.

Iraqi refugees in Egypt have higher expenditures than incomes. It was found that an average household earns 3,306 LE per month but spends 3,566 LE. The largest segment of households spends between L.E 2,000 and 2,999 per month. When asked about expenditure, some heads of households provided a rate that is higher than the average monthly income, the reason being that sources of income are defined differently by households. For example, one informant did not

regard savings as a source and thus did not include it as a source; spending, therefore, could exceed income. Furthermore, questions about income, sources and spending were usually not answered immediately by heads of households. The reluctance could be due to the assumption that if a high rate was mentioned, it could show a misleading indication of the economic status of the household.

#### 53) Distribution of Households by Average Monthly Income and Expenditures

Average Monthly Income	Income	Expenditures
Less than 1,000	11%	4%
1,000-1,999	17%	15%
2,000-2,999	28%	32%
3,000-3,999	20%	22%
4000-4,999	9%	11%
5,000 and more	16%	17%
<b>Total</b>	<b>100.0%</b>	<b>100.0%</b>

N= 1,004

Iraqis in Egypt spend a large proportion of their monthly budget on food, followed by education. They spend less on health, transportation, energy, communications, water and other. While the last four services are expected to be cheap, spending less on health services is an indication that it is limited to emergency and chronic treatment only, owing to the fact that Iraqis have no access to public health services which will be discussed in further details in Chapter 6.

#### 54) Distribution of Households by Average Monthly Expenditure and Item of Monthly Expenditure

Average Monthly Income in L.E	Expenditure Item							
	Food	Health	Education	Transportation	Energy Resources	Communications (telephone, mobile, DSL)	Water	Other
Less than 1,000	38.5%	90.0%	0	98.0	100%	100%	100%	60.3%
1,000-1,999	41.0%	7.3%	0	2.0	0	0	0	34.5%
2,000-2,999	13.7%	2.7%	0	0	0	0	0	5.5%
3,000-3,999	3.8%	0	6.7%	0	0	0	0	0
4000-4,999	1.8%	0	83.0%	0	0	0	0	0
5,000 and more	1.2%	0	10.3%	0	0	0	0	0
<b>Total</b>	<b>100%</b>	<b>1,004</b>	<b>1,004</b>	<b>1,004</b>	<b>1,004</b>	<b>1,004</b>	<b>1,004</b>	<b>934</b>
	<b>N= 1,004</b>							

N= 1,004



### **5.3 Education**

As an educated population, Iraqis are concerned with sending their children to schools and universities. With the depletion of their resources, Iraqis have become worried of being unable to send their children to school in the near future.<sup>104</sup> The majority of adult Iraqis have completed their university education, followed by the category of institute education.

#### **55) Distribution by Household Members of 18 years and above by Relation to Head of Household and Sex**

	Relation to Head of Household		Sex		Total
	Head	Other	Male	Female	
<b>Last certificate obtained</b>					
<b>Primary</b>	30	50	33	47	<b>80</b>
<b>Preparatory</b>	41	99	48	92	<b>140</b>
<b>Secondary</b>	120	237	144	213	<b>357</b>
<b>Institute</b>	227	310	256	281	<b>537</b>
<b>University</b>	461	396	509	348	<b>857</b>
<b>Post-graduate</b>	58	19	56	21	<b>77</b>
<b>Total</b>	<b>937</b>	<b>1,111</b>	<b>1,046</b>	<b>1,002</b>	<b>2,048</b>

**N= 2,048**

Iraqi children in Egypt seem to have a better situation than in Lebanon where according to the Danish Refugee Council survey a large segment of drop outs are recorded and 94 households out of 1,020 reported non-enrollment of their children.<sup>105</sup> In Egypt, 84.1% of Iraqi children at schooling age are actually enrolled in schools, (60% males and 60% females), whereas 15.1% and not enrolled in Egypt while they were enrolled before leaving Iraq. The reasons attributed to not being enrolled in education were either the high costs of private education or the need to work to support the family.

#### **56) Distribution of household members at school age by age group and enrollment status**

Age group	Enrolled in schooling in Egypt	Not Enrolled in schooling in Egypt but was enrolled in Iraq	Never enrolled	Total
<b>5-9</b>	81.6%	17.9%	0.4%	100.0% (N=457)
<b>10-14</b>	92.7%	7.1%	0.2%	100.0% (N=490)
<b>15-19</b>	83.3%	15.8%	0.8%	100.0% (N=480)
<b>20-24</b>	71.6%	26.1%	2.4%	100.0% (N=211)
<b>Total</b>	<b>84.1%</b>	<b>15.1%</b>	<b>0.7%</b>	<b>100.0% (N=1,638)</b>

**N = 1, 638**

<sup>104</sup> Iraqi Children in Egypt and the UNHCR, April 2008, <http://www.iraqisinegypt.org/iraqchildren.html>

<sup>105</sup> Iraqi Population in Lebanon: A Report, Danish Refugee Council, Beirut, November 2007: 40

57) **Distribution of Household Members Currently Enrolled in Education and Current Enrollment Stage**

<b>Enrollment stage</b>	<b>Frequency</b>	<b>Percent</b>
<b>Kindergarten</b>	93	6.6
<b>Primary</b>	582	41.0
<b>Preparatory</b>	269	19.0
<b>Secondary</b>	292	20.6
<b>Institute</b>	7	0.5
<b>University</b>	175	12.3
<b>Total</b>	<b>1,418</b>	<b>100.0</b>

N=1,418

Out of those enrolled, 93.2% are enrolled in private schools in comparison to five percent who are enrolled in public schools and 1.8% enrolled in home-based enrollment. At a community awareness session organized by St. Andrews Church for Iraqi leaders, an Iraqi woman acquainted other Iraqis<sup>106</sup> of the home-based enrollment in which Iraqis pay a yearly fee of L.E 70 and register their children in a public school. This type of enrollment, however, is without actual school attendance; students only sit for the term and final exam to save the costs of education.

58) **Distribution of Household Members Currently Enrolled in Education and Type of Schools**

<b>Type of School</b>	<b>Frequency</b>	<b>Percent</b>
<b>Private</b>	1,322	93.2
<b>Public</b>	71	5.0
<b>Home-based enrollment</b>	25	1.8
<b>Total</b>	<b>1,418</b>	<b>100.0</b>

N= 1,004

**5.4 Health Status**

Individuals suffering from chronic diseases or disability were a minority. The highest chronic diseases reported were diabetes and blood pressure, followed by heart disease. Other diseases included digestive, dermatological, neurological, and gynecological diseases. With regards to disability, the rate of physical disability deemed higher than mental disability. It is important to highlight that the percentages below are those of households and not individuals, (ie one frequency per household). However a household could have more than one member suffering from chronic disease and/or disability.

59) Distribution of Households by Family Members Suffering from a Chronic Disease

Status of households with members Suffering from Chronic Disease	Diabetes	Heart Diseases	Blood Pressure	Kidney Failure	Liver Problems	Anemia	Asthma	Other
Yes	14.0%	7.0%	19.0%	0.4%	0.1%	1.0%	3.7%	10.0%
No	86.0%	93.0%	81.0%	99.6%	99.9%	99.0%	96.3%	90.0%
<b>Total</b>	<b>100.0% (N=1,004)</b>							

N=1,004

60) Distribution of Households by Family Members Suffering from Disability

Status of households with members Suffering from Disability	Mental Disability	Physical Disability
Yes	1.0%	4.0%
No	99.0%	96.0%
<b>Total</b>	<b>100.0% (N=1,004)</b>	<b>100.0% (N=1,004)</b>

N= 1,004

There was a balance between households who have a family member entering the hospital for treatment or surgery in the last five months, as of the time of conducting the survey, and between those who did not. Out of the 1,004 households, only 1.1% of households had a member having a health insurance covered.

61) Distribution of Households by the Status of Any Family Member Entering the Hospitals in the Last Six Months

Status of Any Family Member Entering the Hospitals in the Last Six Months	Frequency	Percent
Yes	454	45.2
No	550	54.8
<b>Total</b>	<b>1,004</b>	<b>100.0</b>

N= 1,004

Iraqi refugees go to private hospitals and clinics for treatment, a smaller percentage use public hospitals followed by public clinics. A percentage of 7.3 % of households do not use any health services for treatment in Egypt.

62) Distribution of Households by Means of Accessing Health Services in Egypt (more than one means is possible)

<sup>106</sup> A community awareness session organized by St. Andrews Church for Iraqi community leaders in Cairo, September

Means of Accessing Health Services	Frequency	Percent
Private Hospitals	603	60.0
Private clinics	244	24.0
Public hospitals	143	14.0
Public clinics	94	9.0
Do not use any health services	73	7.0

**N= 1,004**

With regards to reproductive health, out of 1,083 women in fertility age, only 33, i.e. 3%, are currently pregnant. This extremely low proportion<sup>107</sup> reflects a high rate of birth control among Iraqi refugees in Egypt, probably in response to their economic vulnerability and uncertain future in the country. 18.6% of households have one child who was born in the last five years and 6.5% has two children less than five years old. Most families do not have children who are less than five years of age.

### 63) Distribution of Households by the Number of Pregnant Women among Women at Childbearing Age (15-49)

Age of Female Household Members	Status of Pregnancy		Total
	Pregnant	Not Pregnant	
15-19	5	200	205
20-24	8	134	142
25-29	8	122	130
30-34	6	143	149
35-29	3	179	182
40-44	2	184	150
45-49	1	124	125
<b>Total</b>	<b>33</b>	<b>1,050</b>	<b>1,083</b>

**N= 1,083**

14<sup>th</sup>, 2008.

<sup>107</sup> The proportion of women aged 15-49 that are pregnant at any moment in time in a population with a crude birth rate of 25 births per year per thousand inhabitant is typically close to 8%.

64) Distribution of Households by Number of Children Born in the Last Five Years

Number of Children Born in the Last Five Years	Frequency	Percent
0	260	25.9
1	187	18.6
2	65	6.5
3	7	0.7
4	1	0.1
<b>Total</b>	<b>1,004</b>	<b>100.0</b>

N= 1,004

**5.5 Housing Conditions:**

99.3% of families live in flats with only 0.5% living in two storey houses and 1.2% living in shops or university residence. Over 90% of total families live in rented housing units: 56.2% being unfurnished and 35% furnished units. The housing ownership type in Egypt resembles that of most of the Iraqis in Jordan<sup>108</sup> and Lebanon<sup>109</sup> who stay in rented dwellings in capital cities.

65) Distribution of Households by Residence Ownership Type

Ownership Type of Residence	Frequency	Percent
Unfurnished rented	564	56.2
Furnished rented	351	35.0
Owned	71	7.0
Other (Gift)	18	1.8
<b>Total</b>	<b>1,004</b>	<b>100.0</b>

N= 1,004

The highest percentage of families pay between L.E 600 and 899 per month for rent, followed by a rate of L.E 900-1,199.

66) Distribution of Households by Average Monthly Rent

Average Monthly Rent in L.E	Frequency	Percent
Less than 300	15	1.6
300-599	172	19.0
600-899	273	30.0
900-1,199	206	22.5
1,200-1,499	122	13.2
1,500-1,799	66	7.2
1,800-2,099	32	3.4
2,100-2,399	15	1.6
2,400 and more	14	1.5
<b>Total</b>	<b>915</b>	<b>100.0</b>

N= 915

<sup>108</sup> Iraqis in Jordan, their Numbers and Characteristics, FAFO, 2008

<sup>109</sup> Iraqi Population in Lebanon: A Report, Danish Refugee Council, Beirut, November 2007

Out of the 71 owned housing units, the majority paid between LE 100,000 and 200,000 to purchase their houses. This group constitutes only 7.0% of families interviewed, and are more likely to belong to the investors and well-off category of Iraqi refugees in Egypt.

#### 67) Distribution of Households by House Ownership

House Cost	Frequency	Percent
Less than L.E 100,000	12	16.9
L.E 100,000-100,999	21	29.5
L.E 200,000-200,999	21	29.5
L.E 300,000 or more	16	22.5
<b>Total</b>	<b>71</b>	<b>100.0</b>

N = 71

The following table indicates the number of rooms in households interviewed. The majority of households had between two to four rooms; the same as the Iraqis living in Lebanon.

#### 68) Distribution of Households by Number of Rooms in the House

Number of Rooms	Frequency	Percent
0	1	0.1
1	14	1.4
2	178	17.7
3	532	53.0
4	263	26.2
5	12	1.2
6	3	0.3
8	1	0.1
<b>Total</b>	<b>1,004</b>	<b>100.0</b>

N= 1,004

To assess the adequacy of housing units, heads of households were asked about the services connected to their housing units as well as commodities available in the house in addition to commodities the family own. The percentage of houses which had DSL internet connection amounted to 45.5%, which indicates the priority of having this service to keep in touch with family and friends in Iraq and elsewhere outside Egypt. Likewise, computers, television and satellites were among the common commodities in most of the households. In general terms, the housing conditions of most of the housing units where Iraqis live are adequate, different from the situation of Iraqis in Lebanon and Jordan.

69) **Distribution of Households by Services Available in the House (more than one service is possible)**

Services Available in the House	Frequency	Percent
Electricity	1,002	99.8
Water	1,002	99.8
Sewage System	939	93.5
Telephone	607	60.5
Natural Gas	582	58.0
DSL	457	45.5

**N= 1,004**

70) **Distribution of Households by Commodities Available in the House (more than one service is possible)**

Commodities Available in the House	Frequency	Percent
Refrigerator	984	98
Television	979	97.5
Cooker	972	96.8
Washing Machine	922	91.8
Satellite	891	88.7
Water heater	877	87.4
Air conditioner	379	37.7
Heater	361	36
Fridge	74	7.4
DVD player	72	7.2
Dishwasher	33	3.3
Microwave	16	1.6

**N=1,004**

71) **Distribution of Households by Commodities Owned by the Family (more than one commodity is possible)**

Commodities Owned by the Family	Frequency	Percent
Computer/laptop	609	60.7
Flash/Digital Camera	179	17.8
Private Car	95	9.5
Bicycle	34	3.4
Sewing machine	22	2.2
Taxi	8	0.8
Motorcycle	4	0.4

**N=1,004**

**5.6 Relief Services provided by International and local entities:**

With no access to the labor market and dependence on transfers and savings, Iraqi refugees are in need of support for survival from international and non-governmental organizations in Egypt. In Jordan and Syria, the support from humanitarian organizations is a vital source for access to health and relief programs. Whereas not all of the household's respondents were aware of the existence of any organizations helping Iraqis in Egypt, around 26.0% named a few organizations and services provided by these organizations. On the top of this list was Caritas (UNHCR's implementing

partner), UNHCR, Sons of Sudan Association, Catholic Relief Services and Iraqi Lute player Naseer Shamma. The scope of these associations was categorized by the households as: human rights, refugee organizations, religious associations and development. The affiliations of these associations were Egyptian, Arab, international, Iraqis outside Egypt and informal Iraqis inside Egypt.

**72) Distribution of Households Receiving Assistance by Type of Service (more than one service is possible)**

<b>Type of Service Provided</b>	<b>Frequency</b>	<b>Percent</b>
Financial Assistance	201	90.9
Non-financial assistance	197	89.0
Medical Assistance	24	10.8
Educational Assistance	7	3.1
Facilitation of procedures	1	0.4

As prima facie asylum seekers and holders of UNHCR yellow cards, Iraqis registered with the agency are entitled to basic assistance and services provided by UNHCR's implementing partners namely Caritas and Catholic Relief Services (CRS). Almost half of Iraqi members of households perceive obtaining services provided by UNHCR as non beneficial for sustaining their livelihoods in Egypt. Some respondents were critical of the unclear criteria through which UNHCR and Caritas select destitute families. The largest percentage was the medical services provided to those registered with UNHCR followed by short-term financial and educational services.

**73) Distribution of Household Members Registered with UNHCR by Type of Service Provided (more than one service is possible)**

<b>UNHCR Service</b>	<b>Frequency</b>	<b>Percent</b>
No benefits	1270	48.0
Medical	356	13.6
Educational	221	8.4
Financial	209	8.0
Residence permit	20	0.7



## Chapter 6

### Social Networks

Social networks and information exchanged between members of a community play an important role in migrants' choice of a destination. Once a first group of migrants, or pioneers, has settled in a country of destination, further migrants tend to join them because they think that knowing people from their community of origin will ease their own settlement<sup>110</sup>. Despite Iraqi refugees moving to Egypt has not a long history, those who arrived first certainly helped those who came later. Beyond local networks, however, transnational links between Iraq, Egypt and other countries play a role through the remittances sent to Iraqis in Egypt as well as the information provided on further destinations where Iraqis refugees in Egypt could seek resettlement. This chapter will look at the dynamics and means used to maintain these two networks. It will also examine how these networks impact the Iraqis' interaction with Egyptians.

#### **6.1 Why and Where do they Live in Egypt ?**

This section will look at how Iraqis made the decision to come to Egypt and then select particular neighborhoods in Egypt. As highlighted earlier in Chapter 4 on the migration history of the households, Iraqis were easily able to obtain a visa to Egypt before the new restrictions late 2006. Since the sample indicates that the majority of individuals entered Egypt before these restrictions, 67.9% stated that the reason behind choosing Egypt was their sense of being welcomed in the country. The second two reasons rated for choosing Egypt are directly related to the transfer of information through social networks. As some pioneer Iraqi families fled to Egypt, they acted as a source of information for the succeeding families who decided to come to Egypt. Other reasons also had to do with adaptation, such as being an Islamic country, having Arabic as the first language and having friends and family members in the country.

#### **74) Distribution of Households by Reasons for Choosing to Come to Egypt (more than one reason is possible)**

<b>Reason for Choosing Egypt</b>	<b>Frequency</b>	<b>Percent</b>
Egyptian citizens are welcoming	682	68.0
Stable security conditions	638	63.5
Suitable economic condition	541	54.0
An Islamic country	96	9.5
Teaching the children Arabic language	59	5.8
Having friends and family members in Egypt	43	4.2
Family re-union	40	4.0
Medical treatment	19	1.8
Employment	15	1.4
Easier visa conditions	2	0.1

**N= 1,004**

<sup>110</sup> Massey Douglas et Al, "Theories of International Migration: A Review and Appraisal, Population and Development Review, Vol 19, No. 3, 1993

Out of 1,004 households, 694 perceive 6<sup>th</sup> of October to be the area with the largest number of Iraqis, and 404 perceive Nasr city to be the second largest area where Iraqis live. Other areas in Greater Cairo famous for hosting Iraqis are: Rehab City, Maadi and Haram. Miami could be considered the area hosting the largest number of Iraqis in Alexandria.

There were various reasons attributed to 6<sup>th</sup> of October being perceived as the major host area of Iraqis. Being a new area on the outskirts of Cairo, it is likely to have more work opportunities than any other area. Offering goods and services at convenient prices was an important reason highlighted by almost 40% of the households. Some respondents noted that the quietness of the area and the large spaces between buildings resembled many areas in Iraq, which makes 6<sup>th</sup> of October distinct from the crowdedness of Cairo. Other reasons of convenience in the neighborhood included the existence of friends and family members, private schools and universities accepting Iraqis and convenient housing units that are easy to find.

**75) Distribution of Households by Reasons for Choosing 6<sup>th</sup> of October (more than one reason is possible)**

<b>Reason for Iraqis Choosing Specific Areas</b>	<b>Frequency</b>	<b>Percent</b>
The availability of work opportunities	608	60.6
An economically convenient neighborhood	393	39.1
A Quiet neighborhood	235	23.4
Having relatives and friends living in the same neighborhood	103	10.2
Proximate to universities and schools	27	2.6
Easy to find a residence	19	1.8

**N= 1,004**

According to migration theory, ties between former migrants and their community left behind help members of this community to decide to move on the basis of information sent by pioneer migrants.<sup>111</sup> This applies to the area of 6<sup>th</sup> of October which attracted further migrant households based on the information that it is an economically convenient area. Sixty-five percent of households highlighted the recommendation of family and friends as the main reason behind their choice to live in the area. Other reasons such as quietness, proximity to universities and schools and convenience of rent rates were also behind the reason pioneer Iraqis chose the area initially. Others, eight percent, pointed out an interesting reason which is the perception of 6<sup>th</sup> of October as a new society that accepts refugees and migrants. There are other refugee communities known to live in 6<sup>th</sup> of October, in particular Sudanese refugees. However, Iraqis are known to be the largest refugee community in the area. This led to the rise of new Iraqi businesses in the area, such as internet cafes, Iraqi restaurants...etc, making it look like an Iraqi neighborhood, to some proximity.

76) **Distribution of Households by Reasons behind Choosing a Specific Area in which to Live (more than one reason is possible)**

Reason for Choosing Specific Areas	Frequency	Percent
Based on recommendations of family and friends	653	65.0
A Quiet neighborhood	381	38.0
Easy to find a residence	170	17.0
Proximate to universities and schools	91	9.0
A new society accepting migrants and refugees	81	8.0
Convenience of rent rates	30	2.9

**N= 1,004**

**6.2 Social Networks in Egypt**

Unlike other refugee communities, the trust within the Iraqi community is usually questioned by outsiders owing to the ongoing ethnic tensions in Iraq. However, contrary to expectations that ethnic tensions that prevail in Iraq would be reproduced in the Iraqi population in Egypt, the survey found that, in the specific areas where they live, Iraqis develop social links mainly within their community. Eighty-one percent of households had links with Iraqi friends, and 37.0 percent had links with Iraqi relatives. Nine percent had no relations with Iraqis and some respondents highlighted that they make sure not to mix with Iraqis, especially their children, due to issues of mistrust and fear. Six percent had links with their Iraqi neighbors, and two percent had Iraqi coworkers or partners in businesses in Egypt.

77) **Distribution of Households by Links they have with Iraqis in Egypt (more than one link is possible)**

Type of Link	Frequency	Percent
Friends	818	81.0
Relatives/in-laws	371	37.0
No relation	93	9.3
Neighbors	65	6.5
Co-workers	12	1.2

**N= 1,004**

Fifty-eight percent of the households keep contact with other Iraqis through one to five visits per month; sixty percent through one to five phone calls per month. It is important to note, as one respondent in 6<sup>th</sup> of October pointed out, visits and meetings in public areas is more likely in 6<sup>th</sup> of October than other areas where Iraqis are scattered. Two female respondents in Nasr City pointed out that they are keen to keep contacts with their friends through phone calls, but they rarely visit one another.

<sup>111</sup> Massey Douglas et Al, "Theories of International Migration: A Review and Appraisal, Population and Development

78) **Distribution of Households by Means of and Frequency of Keeping Contact with Iraqis in Egypt (more than one mean is possible)**

<b>Mean of Keeping in Contact with Iraqis in Egypt</b>	<b>Number of Visits/Phone Calls in the Last Month</b>	<b>Number of Visits/Phone Call Frequency</b>	<b>Visits/Phone Call Percent</b>
<b>Through visits</b>	<b>0</b>	155	15
	<b>1-5</b>	439	44
	<b>6-10</b>	134	13
	<b>11 +</b>	183	18
<b>Through phone calls</b>	<b>0</b>	163	16
	<b>1-5</b>	455	45
	<b>6-10</b>	152	15
	<b>11 +</b>	141	14
<b>No links</b>			9

**N= 1,004**

As discussed throughout the report, Iraqis encounter several hardships in their daily lives in Egypt. Sixty-two percent of households resort to Iraqis when they need advice or for financial help. Out of the 62%, the majority resort to friends or Iraqi embassy staff. Less than 30% prefer not to seek the help of Iraqis when faced with problems. Recently, there have been some charity initiatives organized by Iraqi community leaders. Contacts of vulnerable Iraqi families are given to other families who are interested to help. However, the degree to which such initiatives are widespread in the community is uncertain.

**6.3 Social Networks with Iraqis Transnationally**

Transnational social networks and communities across borders are activated by the exchange of information as well as remittances.<sup>112</sup> In the case of Iraqi refugees, social links with family members and friends in Iraq and other countries is a very strong indicator of such transnational communities being formed within the extended family 3<sup>rd</sup> countries. The percentage of households still in contact with family members in Iraq is 87.5%, while 36.5% were still in contact with family members in other countries. Of the families receiving remittances from Iraq, 47.7% received remittances regularly, and 5.2% received remittances from other countries. Remittances sent from Iraq were either sent through the money transfer companies or family members and friends moving between Iraq and Egypt. Apart from financial links characterized in movement of remittances, communication between Iraqis in Egypt and those in Iraq is an important factor behind the formation of such transnational communities.

---

Review, Vol 19, No. 3, 1993

<sup>112</sup> Faist, Thomas “The Volume and Dynamics of International Migration and Transnational Social Spaces”, Oxford University Press, 2000.

79) Distribution of Households by Status of Having a Social Link with Iraqis in Iraq

Status of Having Social Links with Iraqis in Iraq	Frequency	Percent
Yes	879	87.5
No	125	12.5
<b>Total</b>	<b>1,004</b>	<b>100.0</b>

N= 1,004

80) Distribution of Households by Type of Links they Have with Iraqis in Iraq (more than one link is possible)

Type of Link	Frequency	Percent
Relatives/in-laws	837	83.3
Friends	489	48.7
Neighbors	58	5.7
Co-workers	50	4.98

N= 1,004

Due to the current insecurity in Iraq coupled with distance and the visa restrictions in Egypt, exchanging visits is not a means of maintaining links with Iraqis in Iraq. Only a minority of the families stated that they rarely exchange such visits. Social links are maintained through telephone calls and internet. The reason why internet is not the main means of communication is due to the electricity cut that regularly occurs in Iraq, as stated by respondents. A minority of 12.4% had no links with Iraqis in Iraq.

81) Distribution of Households by Mean and Frequency of Keeping in Contact with Iraqis in Iraq

Mean of Keeping in Contact with Iraqis in Egypt	Number of Visits/Phone Calls in the Last Month	Frequency	Percent
Through Visiting Iraq	0	871	86.7
	1-5	7	0.6
	6-10	1	0.09
	11 +	0	0.0
Through their Visits to Egypt	0	861	85.7
	1-5	14	1.3
	6-10	3	0.2
	11 +	1	0.09
Through Telephone Calls	0	87	8.66
	1-5	642	63.9
	6-10	91	9.06
	11 +	59	5.57
Through Internet	0	349	34.7
	1-5	299	29.7
	6-10	113	11.2
	11 +	118	11.7
No Links		125	12.4

N= 1,004

The percentage of families who had links with Iraqis living in other countries, mainly family members and friends, is 63.6%. Links with such contacts abroad are considered by Iraqis to be beneficial when they present their cases for resettlement to third countries. Iraqis who have contacts and kinship relations to individuals living in countries accepting resettlement might be considered to have better resettlement chances provided that their cases are proven to be vulnerable.

**82) Distribution of Households by Status of Having a Social Link with Iraqis Outside Iraq and Egypt**

Status of Having Social Links with Iraqis Outside Iraq and Egypt	Frequency	Percent
Yes	365	36.4
No	639	63.6
<b>Total</b>	<b>1,004</b>	<b>100</b>

**N = 1,004**

**83) Distribution of Households by Type of Links they Have with Iraqis Outside Iraq and Egypt (more than one link is possible)**

Type of Link	Frequency	Percent
Relatives/in-laws	259	70.9
Friends	211	57.8
Co-workers	2	0.54
Neighbors	1	0.27
<b>Total</b>	<b>365</b>	<b>100.0</b>

**N= 1,004**

Less than one percent of the families maintain social links with Iraqis in third countries through visits. Owing to the dire economic situation of Iraqis in Egypt and the restrictions on visas, it is assumed that members living abroad are the ones visiting families in Egypt. The other two main means of maintaining contacts are telephone calls and internet, though figures show that the frequency of such communications is low.

84) **Distribution of Households by Mean and Frequency of Keeping in Contact with Iraqis Outside Iraq and Egypt**

Mean of Keeping in Contact with Iraqis Outside Iraq and Egypt	Number of Visits/Phone Calls in the Last Month	Frequency	Percent
Through visits	0	359	35.7
	1-5	6	0.59
	6-10	0	0.0
	11 +	0	0.0
Through Telephone Calls	0	93	9.26
	1-5	229	22.8
	6-10	29	2.88
	11 +	14	1.39
Through Internet	0	93	9.26
	1-5	162	16.1
	6-10	56	5.57
	11+	54	5.37
No Links		639	63.3

N= 1,004

**6.4 Interaction with Egyptians**

As a host to many refugee groups, non-acceptance of refugees in Egypt has usually been a debatable subject. In the past few years since the influx of Iraqi refugees in Egypt, and in Cairo specifically, Iraqi refugees have been accused of being an important factor behind the increase of prices in Egypt, and of flat rentals in particular. With lack of awareness of their legal situation as refugees, they are perceived as well-off migrants who are exploiting economic resources. Thus, it was important to address Iraqi interaction with Egyptians in the questionnaire. The findings show that 85% of families have Egyptian friends, eight percent had links with their Egyptian neighbors, 5.2% are working with Egyptians, 4.5% have Egyptian in-laws and 8.0% had no relations with Egyptians.

85) **Distribution of Households by Type of Links they Have with Egyptians (more than one link is possible)**

Type of Link	Frequency	Percent
Friends	854	85.0
Neighbors	81	8.0
No relation	81	8.0
Relatives/in-laws	45	4.5
Co-workers	53	5.2

Despite the fact that 85.0% had Egyptian friends, 6.3% stated that they faced problems in dealing with Egyptians. The main common problems faced in the majority of the 63 households were financial exploitation. Respondents narrated several incidences of counterfeit committed by

Egyptians either in businesses, selling goods or borrowing money. Out of 63 households , 21 highlighted non-acceptance of Iraqis as their main problem with Egyptians. Four households faced problems related to working with Egyptians. When asked about ways of overcoming these problems, 95% of the 63 households said they limit their interactions with Egyptians to the minimum, and 4.7% said that they prefer to deal with Iraqis only.

When asked hypothetically if they could resort to the Egyptian judicial system to defend their rights, 81.0% of households asserted that they would, 7.8% said that they wouldn't and 3.2% declared that they were not sure of either owing to the fact that they have never tried or due to their unawareness of what rights they are entitled to in Egypt. One main reason behind refugees not reporting thefts they encounter or any other form of violations of their rights could be their legal status or lack of residence permit. In those cases, they prefer to remain hidden, lest they should face other major problems with the authorities.

### **6.5 Summary**

This chapter shows the impact of social networks on two levels. On the local level, social networks are the main factor behind choosing residential areas in Cairo, mainly 6<sup>th</sup> of October City. On the transnational level, social networks enhance the circulation of information and remittances across borders. Information regarding living in Egypt was an important factor helping households make the decision to move to Egypt. Furthermore, frequent communication with family members and friends in Iraq provides a source of information on the situation in Iraq which is very likely to affect the decisions families make in terms of return. Communication established with family members and friends in other countries is believed to facilitate resettlement to these countries as well as act as a source of information about life in these countries. Despite the fact of the strong social links bounding Iraqis outside Egypt with those living in Egypt, the impact of such links on the integration with Egyptians is not obvious. As shown through the responses of the sample, Iraqis still maintain links with Egyptians in the form of friendship, neighborhood and business partnership. The impact of such relation could be examined through the perceptions Egyptians have of Iraqis living in Egypt and the dynamics between the two groups.



## Chapter 7

### Needs/Problems in Egypt

Based on the survey findings, many Iraqi refugees in Egypt are in vulnerable situations . With more tensions occurring in Iraq, Iraqis in Egypt find it very challenging to make the decision to return. Similarly, the scarce opportunities and specific criteria of resettlement to third countries make the option of resettlement difficult and uncertain for many. However, Iraqis are equally challenged by the local conditions in Egypt. The continuous depletion of their economic resources is the main problem hindering their lives in Egypt and making their future uncertain in the country. The difficulty in living in Egypt is manifested in their inability to access the labor market and thus inability to secure an income. Adding to this is their treatment as foreigners who are not entitled to free public services, namely health and education. Furthermore, the relief services in Egypt are very limited and do not cover the cases of all vulnerable Iraqi refugees.

The main problems faced by heads of households are related to socioeconomic and security conditions in Egypt. The percentage of households that rated the lack of income and jobs as the main problem faced in Egypt is 48.0%; . problems related to residential procedures in Egypt and housing problems were highlighted by 22.7%; lack of health insurance and problems related to the education of their children were highlighted by 15.2%. Less than five percent attributed their main problems to the lack of security they experience in Egypt, their inability to invite their relatives from Iraq due to visa restrictions and their sense of being discriminated in comparison to other refugees in Egypt. All households encountered problems in Egypt, which highlights that even Iraqi families with better economic conditions encounter problems in Egypt. It is important to note that spouses identified the same problems when asked the same question. Thus, there are no specific problems related to the wives of the heads of households, but the problems identified by the heads of households are shared by all the family.

#### 86) Distribution of Households by Main Problems Faced in Egypt

Main Two Problems Facing the Household		Frequency	Percent
No income	Lack of work opportunities	481	48.0
Difficulty in renewing residence permit	Housing unit inadequacy	228	22.7
Lack of health insurance	Education problems	153	15.2
Difficulty in visiting relatives	Lack of security in Egypt	28	2.9
Discrimination against Iraqis in comparison to Egyptians and other refugee communities		8	0.8
No problems identified		0	0.0
<b>Total</b>		<b>1,004</b>	<b>100.0</b>

N= 1,004

## **7.1 Socioeconomic Problems**

The major socioeconomic problems identified by the households could be categorized into two types: lack of means to address basic needs and housing and access to services. Thirty-three percent of households asserted their inability to cover the family's basic needs. These basic needs were identified as follows: nutrition, housing units, clothing, furniture and medical treatment. As mentioned earlier in Chapter 5, section 5.26, families spend most of their monthly budget on food. Yet, families have complained that they are unable to provide the same nutrition to their children after they moved to Egypt. Lack of income was the main reason behind the inability to cover basic needs, followed by other reasons such as the inability to access public services and low quality of some goods offered.

### **87) Distribution of Households by Capacity to Cover Basic Needs**

<b>Capacity to Cover Basic Needs</b>	<b>Frequency</b>	<b>Percent</b>
No	673	67.0
Yes	331	33.0
<b>Total</b>	<b>1,004</b>	<b>100.0</b>

**N = 1,004**

### **88) Distribution of Households by Kind of Basic Needs Uncovered (more than one need is possible)**

<b>Needs Uncovered</b>	<b>Frequency</b>	<b>Percent</b>
Nutrition	230	69.4
Unsuitability of housing unit	198	59.8
Clothing	51	15.4
Furniture	16	4.8
Medical Treatment	12	3.6
<b>Total</b>	<b>331</b>	<b>100.0</b>

**N = 331**

### **89) Distribution of Households by Reasons for Inability to Cover Basic Needs (more than one reason is possible)**

<b>Reason for Needs Being Uncovered</b>	<b>Frequency</b>	<b>Percent</b>
Lack of income	314	94.8
Inability to access services	36	10.8
Low quality of products	8	2.4
<b>Total</b>	<b>331</b>	<b>100.0</b>

**N= 331**

Housing problems were identified by 60% of households. The majority of the families lived in rented flats in urban cities in Egypt. A minority of the families lived in either owned two-storey houses or flats. High rental rates was the major problem highlighted by more than 50% of the households. Many families have complained that Egyptian landlords were continuously increasing the rent; the fact that Iraqis are foreigners and as such could pay a higher rate was used to justify the increase. 3.8% of households found it difficult to find suitable living accommodations. 3.4%

had problems with the size of their housing units and lack of spaces between buildings, unlike the housing structure in Iraq which allowed spaces between buildings and wide flats. Less than 10% had problems related to the poor furniture in the rented furnished units and lack of housing services connected to these units. 39% of households had no problems related to housing in Egypt.

90) **Distribution of Households by Problems Faced in Finding a Residence (more than one problem is possible)**

Housing Problems	Frequency	Percent
High rental rates	506	50.3
No problems faced	392	39.0
Unavailability of suitable housing units	39	3.8
Unavailability of convenient spaces in and between flats	34	3.4
Unsuitable furniture	25	2.5
Lack of services	14	1.4

**N= 1,004**

In addition to basic needs and housing problems, Iraqi refugees in Egypt face other difficulties due to lack of employment opportunities and their inability to access education and health systems in Egypt. Section 5.2 in Chapter 5 on employment status shows that 63% of those who were able to find a job in Egypt work in a different profession than the profession in which they were originally employed. 61.5% of those currently working are working in unskilled temporary jobs in workshops or shops in Egypt. These types of jobs are not only unstable but are also low-paid and do not match many Iraqis' qualifications or previous jobs in Iraq. In a meeting with a representative from the Coptic Evangelical Organization for Social services,<sup>113</sup> the representative highlighted the difficulty in helping Iraqis as a particular refugee group, specifically in helping them find jobs due to their non-acceptance of some types of professions. In various encounters with Iraqis, they highlight their dissatisfaction with the professions they are currently involved in comparing it to their qualifications and original professions in Iraq.

The lack of suitable job opportunities and the existence of a few with low wages is the main factor behind problems met with regards to education and health services.

As an educated population, Iraqis enroll their youngsters in private schools and universities regardless of the high costs incurred by this enrollment. Thus, many problems related to education were financially manifested in: increasing fee installments, high costs of school books and uniforms, private tutoring problems and their inability to access public education. Other minor problems included low quality of education offered, ill-treatment of children by Egyptian teachers and long enrollment procedures. With minimum employment opportunities and depletion of economic resources, the costs of private education act as a major financial burden on Iraqi families.

<sup>113</sup> CEOSS is an organization in Cairo, providing placement services to refugees as well as community building trainings

91) **Distribution of Households by Problems Related to Education in Egypt (more than one problem is possible)**

<b>Problems Related to Education</b>	<b>Frequency</b>	<b>Percent</b>
Constant increase of tuition fees installments	830	82.6
High costs of school books	238	23.7
Counting on private tutoring for education	201	20.0
High costs of school uniform	144	14.3
Poor quality of education in private schools	70	7.0
Inability to access public education	57	5.7
Ill-treatment of children by teachers	5	0.4
Long Enrollment procedures	2	0.2

**N= 1,004**

The percentage of households identified facing problems in accessing the health care system is 22.1%; 90% of which attributed high health care costs as the major problem. Other problems included their inability to access public health care services and the procedural problem of being referred to hospitals through Caritas to get a subsidized health service. Discrimination faced by Iraqis and the crowdedness problem in Caritas were other reasons highlighted. In an interview with one family, the mother pointed out that in cases of emergency she could not wait to go to Caritas downtown to get a referral to a hospital but had to send her daughter immediately to a nearby hospital which was costly for the family. Other families complained of the long procedures in Caritas to get a turn for check-up or referral. In a public seminar, speakers of Iraqis in Egypt<sup>114</sup> highlighted the problems Iraqis face in waiting for long queues in front of Caritas gate to take a turn for a medical check-up. According to section 5.5 in Chapter 5, more than 80% of the households access health care through private hospitals and clinics to avoid the delay of referrals discussed above or to ensure better quality, which acts as another economic burden on the family.

92) **Distribution of Households by Problems in Accessing the Health Care System in Egypt**

<b>Problems in Accessing the Health Care System in Egypt</b>	<b>Frequency</b>	<b>Percent</b>
No	782	77.9
Yes	222	22.1
<b>Total</b>	<b>1,004</b>	<b>100.0</b>

**N= 1,004**

<sup>114</sup> Iraqis in Egypt is an independent media campaign to help direct the attention to the problems in Egypt. For more information visit [www.iraqisinegypt.org](http://www.iraqisinegypt.org)

93) **Distribution of Households by Kind of Problems Faced in Accessing the Health Care System in Egypt (more than one problem is allowed)**

<b>Problems Related to Health Care</b>	<b>Frequency</b>	<b>Percent</b>
High costs of health care	200	90.0
Inability to access public health care system	44	19.8
Inability to access health care without being referred through Caritas	13	5.85
Discrimination faced by Iraqis in accessing health care system	3	1.35
Crowdedness in Caritas	2	0.9

**N= 1,004**

**7.2 Residence Permit and Security Problems**

In addition to socioeconomic hardships, Iraqis also face some difficulties in legalizing their status and in their sense of security in Egypt. Despite the fact that out of 4,130 Iraqis surveyed, almost 80% had legal residence permit 20% of individuals asserted that they face difficulty in renewing their residence permit in Egypt. These difficulties are due to the complexity and length of procedures as well as the high costs of these procedures. Upon arrival, Iraqis are given a temporary permit which is easier to renew if they have children enrolled in education or are registered as investors. However, other Iraqis might suffer problems due to their inability to renew their permits. Some families were able to overcome these difficulties through one or more of the following: buying assets, proposing for projects or paying certain bribes to facilitate their permits. Recently, furthermore, new policies have been introduced requiring Iraqis to have a new passport type known as “G” which would replace their old passport and would facilitate the renewal of their residence permit.

94) **Distribution of Household Members by Kind of Residence Permit Problems Faced (more than one is possible)**

<b>Residence Permit Problems</b>	<b>Frequency</b>	<b>Percent</b>
Complexity of procedures	587	70.8
Too many procedures	239	28.8
High costs	88	10.6
<b>Total</b>	<b>914</b>	<b>100.0</b>

**N= 914**

The sense of security Iraqi families felt was analyzed on two levels: security in the area of residence and problems with the national security. In general, Iraqi families felt a sense of security in their neighborhoods of residence. Less than three percent felt insecure in these areas. The main reason for this insecurity was due to previous incidences of robbery. Other reasons included fearing Egyptian neighbors, sexual harassment for women, and only one family mentioned fearing other Iraqis.

### Distribution of Households by the Sense of Security in the Neighborhood

Status of Sense of Security	Frequency	Percent
Yes	978	97.4
To some extent	4	0.4
No	22	2.2
<b>Total</b>	<b>1,004</b>	<b>100.0</b>

N= 1,004

### Distribution of Households by Kind of Security Problem Faced (more than one problem is possible)

Security Problems	Frequency	Percent
For fear of being robbed	22	91.6
For fear of Egyptian neighbors	3	12.5
For fear of harassments (for Iraqi women)	2	8.3
For fear of Iraqis in Egypt	1	4.1
<b>Total</b>	<b>27</b>	<b>100.0</b>

A percentage of 1.5 of the households mentioned harassments faced from the Egyptian security in the form of experiencing counterfeit and not being supported by the authorities.

#### 95) Distribution of Households by Facing Harassments from the Egyptian authority

Harassments Faced from the Egyptian Security	Frequency	Percent
Yes	15	1.5
No	989	98.5
<b>Total</b>	<b>1,004</b>	<b>100.0</b>

#### 96) Distribution of Households by Kind of Security Harassment Faced

Kind of Harassment	Frequency	Percent
Harassing Iraqis, not helping them, counterfeit	14	93.3
Problems facing relatives in getting a visa	1	6.66
<b>Total</b>	<b>15</b>	<b>100.0</b>

### **7.3 Summary**

When asked to suggest means of enhancing their living conditions in Egypt, over 60% of the families mentioned opening employment opportunities as the first priority in facilitating a stable income. 13.0% mentioned the importance of creating humanitarian organizations in Egypt targeting Iraqis in particular. 9.8% mentioned educational and medical services as the main priority to be addressed. Since the younger population constituted the majority, about 1.0% mentioned the importance of organizing youth centers for Iraqis to utilize their skills and their time in Egypt, especially among the groups who are not enrolled in education.

The previously discussed socioeconomic conditions are not only hard in themselves, but are even harder for families who experience these conditions when they are unsure of their future plans. Waiting and applying for resettlement is one of the highly favored options among families who see their lives in Egypt as impossible to pursue. Furthermore with the lack of relief services and lack of attention directed to the situation of Iraqis in Egypt, the efforts of adapting to life in Egypt is still not spread among Iraqi families.

**ANNEX 1**  
**Questionnaire**

<b>Application Code</b>			
-------------------------	--	--	--

**SURVEY ON IRAQIS IN EGYPT**

Information is confidential by law and will be used for research purposes only

I am a researcher for a collaborative project between the Center for Migration and Refugee Studies at the American University in Cairo and the Information and Decision Support Centre (IDSC). We are conducting a survey on the current status of Iraqis in Egypt. The goal of this study is to serve Iraqi refugees and migrants themselves, and for that purpose, to raise awareness on their plight, to assess their needs, and to help the concerned agencies to target, implement and monitor their action.

First, I would like to know who is the head of the household to meet with him (If the head of the household was not available, the interviewer should ask to talk to a member in the family who could replace him)

**Section 1: Research Team Information**

**1. Research Team Information:**

<b>Team No</b>	.....	<b>Supervisor</b>	..... .....
<b>Researcher</b>	.....		
<b>Visit No</b>	.....	<b>Date of Interview</b>	...../...../.....
<b>Time for Start of Interview</b>		<b>Time for End of Interview</b>	
<b>Code of Interviewee</b>			
<b>Result of Interview</b>	1. Completed conduct the Interview 2. Partly Completed	3. Housing unit does not exist 4. No eligible person	5. Refusal to

**2. Data Entry Information:**

<b>Reviewer</b>		<b>Date</b>	...../...../.....
<b>Data Entry</b>		<b>Date</b>	...../...../.....
<b>Data Entry Reviewer</b>		<b>Date</b>	...../...../.....

**3. Household Location:**

<b>Governorate</b>		<b>Location/ Neighborhood</b>	
<b>Area</b>		<b>Household No</b>	

**Section 2: Family information**

**1) Family Information:**



1. How many members are there in your family (in Egypt and outside Egypt)? ..... member
2. How many members are living in this house? .....member
3. Information for family members in Egypt:

CODE	<b>3-1 Name</b> (Interviewer should assert that providing the name is optional)	<b>3-2 Relation To head of household</b> 1. Head 2. Spouse 3. Son/Daughter 4. Child of spouse 5. Grandchild 6. Parents 7. Father/mother in-law 8. Sister/ brother 9. Grand parent 10. Other Relatives 11. Non-relatives	<b>3-3 Gender</b> 1. Male 2. Female	<b>3-4 Citizenship</b> 1. Iraqi 96. Other (mention)	<b>3-5 Age (Years)</b>	<b>3-6 Religion</b> 1. Muslim 2. Christian 3. Sabeian 96. Other	<b>3-7 Religious Sect</b> 1. Sunni 2. Shiite 3. Catholic 4. Orthodox 5. Protestant 6. Nasatra 7. Assyrian 8. Keldani 9. Yezidi 10. Ashuri 11. did not specify 96. Other	<b>3-8 Ethnic Affiliation</b> 1. Arab 2. Kurd 3. Turcoman 4. Armenian 96. Other	<b>3-9 Marital Status</b> 1. Single 2. Married 3. Divorced 4. NA 5. Widow 6. Engaged 7. Separated
1									
2									
3									
4									
5									
6									
7									
8									
9									
10									
11									

CODE	3-10 Education			3-11 For those enrolled in education in Egypt What is the stage you are enrolled in?	
	3-10-1 Education level	3-10-2 For those who finished education Last certificate obtained	3-10-3 In case a university degree is obtained, mention it	3-11-1 Stage	3-11-2 Year
	1. Illiterate (go to Q 3-16) 2. Currently studying in Egypt (go to Q 3-11) 3. Age not eligible (go to Q 3-24) 4. In age of Schooling and not enrolled in Schools in Egypt (go to Q 3-13) 5. Completed education	1. Primary 2. Average 3. Preparatory 4. Institute 5. University 6. Post-graduate  <div style="border: 1px solid black; padding: 5px; width: fit-content;"> <b>If the answer is any of 1 to 4, go to Q 3-14 for HH and Q 3-16 for other members</b> </div>	<div style="border: 1px solid black; padding: 5px; width: fit-content;"> <b>If this Q is answered, go to Q 3-14 for HH and Q 3-16 for other members</b> </div>	1. Primary 2. Prep 3. Secondary 4. Institute 5. University	
1					
2					
3					
4					
5					
6					
7					
8					
9					
10					
11					

		<b>To be asked to the head of household</b>		
<b>CODE</b>	<b>3-12 What type of schools are you currently enrolled in in Egypt?</b>  1. Public 2. Private 3. Home-Based	<b>3-13 Why aren't your children studying in Egypt? (more than one answer is allowed)</b>  A. Because they work to support the family B. Due to the family's poverty and the rising school fees C. Not concerned about education D. Due to repeated failure 96. other (mention)	<b>3-14 What are the education-related problems facing Iraqis in Egypt? (more than one answer is allowed)</b>  A. Low quality in private schools B. Depending on private tutors C. Constantly high tuition installments D. Books high prices E. Uniform high prices 96. Other (mention)	<b>3-15 What are the needs of Iraqi population to solve the education problem in Egypt? (more than one answer is allowed)</b>  1. Accessing public schools and universities 2. Decreasing the school fees 3. Alleviating private tutoring 4. The are no problems 96. Other (mention)
	<b>1</b>			
	<b>2</b>			
	<b>3</b>			
	<b>4</b>			
	<b>5</b>			
	<b>6</b>			
	<b>7</b>			
	<b>8</b>			
	<b>9</b>			
	<b>10</b>			
	<b>11</b>			

CODE	3-16 For those who are 18 years and above Are you working? 1. Yes 2. Looking for work 3. Does not want to work 4. Unable to work 5. Do not work (housewife) 6. Do not work (student)  If the answer is 2,3 or 4, go to Q 3-24	3-17 What is your current job in Egypt? (To be asked about their last profession)		3-18 What is the relation to work?	3-19 Are you satisfied with your work in Egypt?	3-20 Why are you not satisfied with your work in Egypt?	3-21 Is your work in Egypt the same as it was in Iraq?
		Profession	Code	1. Works for the family without a salary 2. Works in an irregular paid job 3. Works in a regular paid job 4. Self-employed without hiring others ( <i>Kaseb</i> ) 5. work owner and hires others	1. Very satisfied (go to Q 3-21) 2. Satisfied to some extent 3. Not satisfied	1. The work is exhausting 2. The salary is low 3. Work does not match the qualification 96. Other (mention)	1. Yes (go To Q 3-24) 2. No
1							
2							
3							
4							
5							
6							
7							
8							
9							
10							
11							

CODE	3-22 Why did you change your profession?	3-23 What is your original Profession?		3-24 Income		
	1. No suitable job opportunities 2. No work permit 3. No sufficient funds to start a private project 96. Other (mention)	Profession	Code	3-24-1 Average monthly income (EGP)	3-24-2 What is the main source of this income? (more than one answer is allowed)	3-26 For those who receive transfers from UNHCR for how long will you receive these transfers?
					A. Job B. Assets revenues C. Interest D. Savings E. Pension F. No income G. Borrowing H. Transfers from abroad I. Assistance in Egypt X. Other (mention) (if the answer is A to X, go to Q 26-3) J. Transfers from UNHCR	1. less than 3 months 2. 3-less than 6 months 3. 6 to less than 9 months 4. 9 to less than 12 months 5. More than a year 6. Unknown
1						
2						
3						
4						
5						
6						
7						
8						
9						
10						
11						

CODE	<p><b>26-3 Did you travel to a transit country before entering Egypt?</b></p> <p>1. Yes 2. NA (go to Q 3-30) 3. No (go to Q 3-28)</p>	<p><b>27-3 What is this country?</b></p>	<p><b>28-3 When did you enter Egypt?</b></p>	<p><b>29-3 What was the type of your visa?</b></p> <p>1. Tourist 2. Family re-unification 3. Invitation 4. Investment 96. Other</p>	<p><b>3-30 Are you officially registered in Egypt?</b></p> <p>1. Yes 2. In the process of registering 3. No (go to Q 3-34)</p>	<p><b>3-31 In which of the following organizations are you registered? (more than one answer is allowed)</b></p> <p>A. United Nations High Commissioner for Refugees UNHCR B. The Egyptian Immigration Dept (Mougama) C. Investment Agency X. Other</p> <p>(In case the answer is B TO X, go to Q 3-34)</p>	<p><b>3-32 For those registered in UNHCR, what is your legal status?</b></p> <p>1. Asylum seeker and has the yellow card 2. Asylum-seeker, has the yellow card and waiting for an interview for resettlement application 3. Asylum-seeker, has the yellow card and waiting for the result of resettlement interviews</p>
1							
2							
3							
4							
5							
6							
7							
8							
9							
10							
11							

	<b>3-33 For those registered at UNHCR, What are the benefits you get through registering other than residence permit?</b>	<b>3-34 Do you have residence permit in Egypt?</b>	<b>3-35 How many months and days left till the end of the validity date of your current permit</b>		<b>3-36 Do you face any problems when renewing the residence permit?</b>	<b>3-37 What are these problems?</b>	<b>3-39 For those facing problems in renewing residence permit, how did you overcome these problems?</b>
	1. Financial Assistance 2. Medical Assistance 3. Educ Assistance 4. Job Opportunities 5. No benefits 96. Other (mention)	1. Yes 2. In the process of renewing (go to Q 3-37) 3. No (go to Q 4-1)	Month	Day	1. Yes 2. No (go to Q 4-1)	1. High costs 2. Many procedures 3. Long procedures 96. Other (mention)	1. Buy assets 2. Initiate forged companies 3. Pay bribes to the employees 4. Has not overcome the problems yet 5. Other (mention)
<b>1</b>							
<b>2</b>							
<b>3</b>							
<b>4</b>							
<b>5</b>							
<b>6</b>							
<b>7</b>							
<b>8</b>							
<b>9</b>							
<b>10</b>							
<b>11</b>							

#### 4-1 Family members outside Egypt

Code	4-1 Name (Interviewer should assert that providing the name is optional)	4-2 Where is he currently?  1. Iraq (go to Q 4-4) 2. Outside Iraq	4-3 In which country?	4-4 Relation To head of household  1. Head 2. Spouse 3. Son/Daughter 4. Child of spouse 5. Grandchild 6. Parents 7. Father/mother in-law 8. Sister/ brother 9. Grand parent 10. Other Relatives 11. Non-relatives	4-5 Gender  1. Male 2. Female	4-6 Age (Years)	4-7 Employment Status  1. working 2. Looking for work 3. Does not want to work 4. Unable to work 5. Do not work (housewife) 6. Do not work (student)	4-8 Educational status (What is the last degree obtained?)
1								
2								
3								
4								
5								
6								
7								
8								
9								
10								
11								



**Section 3: Information on Migration and Integration in Egypt**

<b>5. Were you working in the last 6 months before leaving Iraq?</b>	1. Yes (go to Q 7)		2. No	
<b>6. Why didn't you work in the last 6 months?</b>				
<b>7. What is your usual place of residence in Iraq, i.e. the place you were living in before fleeing?</b>	A. Baghdad B. Basra C. Ninawa D. Suleimaneya E. Thi Qar F. Erbil	G. Dahuk H. Al tamim I. Salah Ad Din J. Al anbar K. Diyala L. Karabala	M. Babil N. Wasit O. Najaf P. Quadiysia Q. Muthanna R. Misan	S. Karkouk T. Doesn't know U. Does not live In Iraq (go to Q 13)
<b>8. When was the last time you left Iraq?</b>	.....Month		..... Year	
<b>9. Why did you leave Iraq? (more than one answer is allowed)</b>	A. Due to threats B. War and killings C. Insecure situation D. Ethnic disputes		E. Kidnapping and forced displacement F. Poor economic conditions (Work opportunities) G. Looking for a better future for the children X. Other (mention)	
<b>10. How did you get a visa to enter Egypt?</b>	1. Through an Egyptian Individual 2. Tourism Company 3. Facilitator (intermediate person)		4. Friend/ relative 5. No one 96. Other (mention)	
<b>11. Did you have to pay a certain amount to facilitate your entrance of the entrance of any of your family members to Egypt?</b>	1. Yes 2. No (go to Q 13)			
<b>12. How much did you pay?</b>	.....currency			
<b>13. What was the total amount of travel expenses?</b>	.....currency			
<b>14. How did you manage to get this money to travel to Egypt? (more than one answer is allowed)</b>	A. Sold the house and company and dismantled my business B. Withdrew my bank savings C. Borrowed money X. Other (mention)			
<b>15. Who entered Egypt with you?</b>	1. Alone	2. Some family members	3. All family members (go to Q 17)	
<b>16. Why didn't all the family members travel together? (more than one answer is allowed)</b>	A. Difficulty in getting a visa B. Preferred to stay in Iraq C. Funds were insufficient to accommodate their travel expenses	D. Preferred to seek asylum in another country E. Am still looking for an accommodation for them F. Preferred not to answer	X. Other (mention)	
<b>17. Why did you choose Egypt in particular to live in? (more than one option)</b>	A. Socio-economic conditions are suitable B. Egyptians are hospitable C. Egypt is secure D. Family unification	E. In-Transit F. It is an Islamic country G. Teaching children Arabic language	X. Other (mention)	

<b>18. What are the neighborhoods with the highest number of Iraqis? (mention)</b>		
<b>19. Why do Iraqis stay in these neighborhoods?</b>	A. Low prices B. Easy to find an accommodation there	C. Easy to find a job D. Other (mention)
<b>20. Do you or any family member face any harassments from the security officials in Egypt?</b>	1. Yes	2. No (go to Q 22)
<b>21. What type of harassments? (mention)</b>		
<b>22. Does any family member intend to leave Egypt soon?</b>	1. Yes	2. No (go to Q 27)
<b>23. How many family members intend to leave Egypt?</b>	..... member	
<b>24. Why do you want to leave Egypt? (more than one answer is allowed)</b>	A. Go back to Iraq B. High prices in Egypt C. No work opportunities in Egypt	D. Go to another country X. Other (mention)
<b>25. Did any family members take actual steps to leave Egypt?</b>	1. Yes	2. No (go to Q 27)
<b>26. What are these steps? (more than one answer is allowed)</b>	A. Sold the house B. Got another visa	C. Some family members left X. Other (mention)

#### Section 4: Current Status of Iraqis in Egypt

<b>27. What is the type of the accommodation?</b>	1. Flat	2. House	3. Other (mention)
<b>28. Ownership type</b>	1. Furnished rented 30)	2. Unfurnished rented	3. Owned (go to Q
<b>29. In case rented, what is its monthly rent?</b>	.....EGP		
<b>30. In case owned, how much did you buy it for?</b>	..... EGP		
<b>31. How many rooms are there in your flat/house (excluding bathroom and kitchen)</b>	.....Room		
<b>32. What are the basic services available in your house/flat? (more than one answer is allowed)</b>	A. Electricity B. Water	C. Sewage System D. Telephone	E. Natural Gas F. DSL internet line X. Other
<b>33. What are the commodities available at the house/flat? (more than one answer is allowed)</b>	A. Fridge B. Freezer C. Dish washer D. Television E. Satellite	F. Video/DVD player G. Cooker H. Electric fans I. Water heater J. Heater	K. Air-conditioner L. Microwave M. Washing machine
<b>34. What are the commodities that the family members own? (more than one answer is allowed)</b>	A. Camera/ Digital Camera B. Sewing machine C. Private car D. Motorcycle	E. Bicycle F. Computer/ laptop G. Taxi X. Other	
<b>35. Why did you choose this area to live in? (more than one answer is allowed)</b>	A. Based on the recommendation of an acquaintance B. I am familiar with this area C. Services are available in the market D. Availability of schools in the area	E. A new neighborhood that accepts migrants F. The availability of flats G. It is a quiet area X. Other	
<b>36. What are the difficulties faced in finding a flat here? (more than one answer is allowed)</b>	A. High prices B. High rent rates C. The unavailability of suitable flats D. The unavailability of suitable of suitable areas	E. Lack of services F. Lack of suitable furniture G. No difficulties X. Other	

<b>37. Do you consider your flat/house suitable?</b>	1. Yes (go to Q 39)	2. No
<b>38. Why do you consider your flat/house unsuitable? (more than one answer is allowed)</b>	A. Poor construction quality B. The unavailability of furniture C. Lack of rooms in the flat	D. Long distance from work E. Lack of services X. Other
<b>39. Does your family feel secure in the area?</b>	1. Yes (go to Q 41)	2. To some extent                      3. No
<b>40. Why does your family feel insecure in the area? (more than one answer is allowed)</b>	A. Has been robbed before B. For fear of Iraqis in the area C. For fear of the Iraqi Embassy D. For fear of the Iraqi government	E. For fear of the Egyptian neighbors F. For fear of other refugees X. Other

**Economic Status and Spending:**

<b>41. Do you have any of these assets in Egypt? (more than one answer is allowed)</b>	A. Construction lands B. Agricultural Lands C. Flats D. Investment Companies	E. Stocks F. Private projects G. No assets X. Other
<b>42. Does the family receive any remittances from abroad?</b>	1. Yes	2. No (go to Q 46)
<b>43. From where do you receive these remittances? (more than one answer is allowed)</b>	A. Iraq	3-24-11 Value:
	X. Other (mention)	3-24-22 Value:
<b>44. How frequent do you receive these remittances?</b>	1. Monthly                      2. Irregularly                      3. Yearly	
<b>45. How do you receive these remittances? (more than one answer is allowed)</b>	A. Egyptian Banks B. Family and friends coming from Iraq	C. Money transfer companies X. Other (mention)
<b>46. Do you transfer money to Iraq?</b>	1. Yes    value .....	2. No (go to Q 49)
<b>47. How frequent do you send this money?</b>	1. Monthly                      2. Yearly                      3. Irregularly	
<b>48. What is the best way to send this money?</b>	A. Egyptian Banks B. Family and friends coming from Iraq	C. Money transfer companies X. Other (mention)

<b>49. What is the average monthly spending?</b>	Value ..... EGP			
<b>50. Describe the average family spending on each item:</b>	1. Nutrition	Monthly value.....EGP	2. Health care	Monthly value.....EGP
	3. Education	Monthly value.....EGP	4. Transportation	Monthly value.....EGP
	5. Energy resources	Monthly value.....EGP	6. Communications (Internet, Telephone, Mobile credit)	Monthly value.....EGP
	7. Electricity and Water	Monthly value.....EGP	96. Other (mention)	Monthly value.....EGP
<b>51. Is the family deprived of its basic needs?</b>	1. Yes		2. No (go to 54)	
<b>52. What are these basic needs? (more than one answer is allowed)</b>	A. Insufficient food B. Unsuitability of clothing		X. Other (mention)	
<b>53. Why is the family unable to cover its basic needs?</b>	A. lack of income B. Unavailability of services		C. Low quality of goods and services X. Other (mention)	

**Health services:**

<b>54. Is there any pregnant women in the family?</b>	1. Yes	2. No (go to Q 57)
---	--------	--------------------

<b>55. How many pregnant women are there in the family?</b>	.....Women	
<b>56. Are these women receiving any medical care?</b>	1. Yes	2. No
<b>57. Are there any children in the family who were born within the last 5 years?</b>	1. Yes	2. No
<b>58. How many children were born within the last 5 years?</b>	.....Children	
<b>59. Does any family member suffer from a chronic disease?</b>	1. Yes	2. No (go to Q 61)
<b>60. What is this disease? (more than one answer is allowed)</b>	A. Diabetes B. Heart disease C. Blood pressure D. Kidney failure E. Liver <u>fibrosis</u>	F. Severe Anaemia G. Cancer H. Asthma X. Other (mention)
<b>61. Does any family member suffer from a handicap</b>	1. Yes	2. No (go to Q 63)
<b>62. What type of handicap? (more than one answer is allowed)</b>	A. Mental Handicap B. Physical Handicap	X. Other (mention)
<b>63. Has any family member been to the hospital for treatment in the past 6 months?</b>	1. Yes	2. No
<b>64. How do you access health services in Egypt? (more than one answer is allowed)</b>	A. Public Hospital B. Private Hospital C. Public health clinics	D. Private clinics E. I do not access health service
<b>65. Does any family member have a health insurance?</b>	1. Yes	2. No
<b>66. Does the family face a problem in accessing health services</b>	1. Yes	2. No (go to Q 68)
<b>67. What are these problems? (more than one answer is allowed)</b>	A. High costs of health services B. Inability to access public health services C. Poor quality of health services offered	D. Inability to go to hospitals before having a permission from Caritas to be covered for this service X. Other (mention)

### Transportation

<b>68. What kind of transportation do you use? (more than one answer is allowed)</b>	A. Public buses B. Microbuses C. Underground	D. Private car E. Taxi X. Other (mention)
<b>69. Do you face any difficulty in using transportation means in Egypt?</b>	1. Yes	2. No (go to Q 71)
<b>70. What are these problems? (more than one answer is allowed)</b>	A. Crowdedness B. High costs C. Its unavailability all the time	D. Harassments X. Other (mention)

### Civil societies and Community based organization:

<b>71. Is there any association providing assistance to Iraqi refugees in Egypt?</b>	1. Yes	2. No (go to Q 79)
<b>72. What is the scope of these associations? (more than one answer is allowed)</b>	A. Development B. Human rights C. Helping Refugees	D. Religious activity E. Political activity X. Other (mention)
<b>73. What is the affiliation of these associations? (more than one answer is allowed)</b>	A. Egyptian B. Iraqi (outside Egypt) C. Arab	D. Voluntary Iraqi in Egypt E. International F. Don't know X. Other (mention)
<b>74. What are the names of these associations?</b>	1. .... 2. ....	3. .... 4. ....
<b>75. What are the forms of assistance offered by these associations for Iraqis in</b>	A. Financial Assistance B. Other Assistance	C. Placing Iraqis for jobs X. Other (mention)

<b>Egypt? (more than one answer is allowed)</b>		
<b>76. Are you a member in any of these associations?</b>	1. Yes	2. No (go to Q 79)
<b>77. Did you face any problem to become a member in any of these associations?</b>	1. Yes	2. No (go to Q 79)
<b>78. What are the problems faced? (more than one answer is allowed)</b>	A. Non-acceptance of Iraqis in these associations B. Inability to access its services	C. Lack of time to take part in its activities X. Other (mention)

**Relation with Egyptians:**

<b>79. What type of relations do you have with Egyptians? (more than one answer is allowed)</b>	A. Kinship B. Friendship C. Work relations D. Neighbors	E. No relation (go to Q 84) X. Other (mention)
<b>80. Have you faced any problems in dealing with Egyptians before?</b>	1. Yes	2. No (go to 83)
<b>81. What are these problems? (more than one answer is allowed)</b>	A. Non-acceptance of Iraqis B. Abuse C. Ill-treatment of Iraqis	D. Inhospitable people E. Work problems X. Other (mention)
<b>82. How do you overcome these problems? (more than one answer is allowed)</b>	A. Limit interaction to a minimum B. Interacting with Iraqis only	X. Other (mention)
<b>83. Can you resort to the Egyptian authorities to defend your legal rights?</b>	1. Yes                      2. No	3. I don't know

**Relation with Iraqis inside and outside Egypt:**

<b>84. What type of relations do you have with Iraqis in Egypt? (more than one answer is allowed)</b>	A. Friendship B. Family/ Relatives C. Work	D. Neighbors E. No relation (go to Q 88) X. Other (mention)
<b>85. How do you keep your relationship with..... (choice of 84)?</b>	85-1 Through visits:    1. Yes 2. No (go to Q 85-2)	85-1-1 Average number of visits in the last month ..... Times
	85-2 Telephone calls:    1. Yes 2. No (go to Q 86)	85-2-1 Average number of telephone calls in the last month.....Times
<b>86. Do you resort to one of your Iraqi friends/family members if you needed help for a problem?</b>	1. Yes	2. No (go to Q 88)
<b>87. Whom do you resort to when you face problems?</b>	1. A relative 2. Embassy staff	3. Friends 96. Other (mention)
<b>88. Are you still in contact with any of Iraqi friends/relatives in Iraq?</b>	1. Yes	2. No (go to Q 91)
<b>89. What is the type of this relation? (more than one answer is allowed)</b>	A. Friends B. Relatives C. Work	D. Neighbors X. Other (mention)
<b>90. How do you keep your relationship with.....? (choice of 89)</b>	90-1 Through my visits to them in Iraq 1. Yes                      2. No (go to Q 90-3)	90-1-1 Average number of visits in the last month .....Times
	90-2 Through their visits to me in Egypt 1. Yes                      2. No (go to Q 90-3)	90-2-1 Average number of visits in the last month .....Times
	90-3 Through Telephone calls 1. Yes                      2. No (go to Q 90-4)	90-3-1 Average number of calls in the last month .....Times
	90-4 Through Internet contacts	90-4-1 Average number of contacts in the last month .....Times
<b>91. Do you still have relations with</b>	1. Yes	2. No (go to Q 94)

<b>Iraqis outside Egypt and Iraq?</b>		
<b>92. What is the type of this relation? (more than one answer is allowed)</b>	A. Friends B. Relatives C. Work	D. Neighbors X. Other (mention)
<b>93. How do you keep your relationship with them?</b>	93-1 Through visits 1. Yes                      2. No (go to Q 93-2)	93-1-1 Average Number of visits in the last month .....Times
	93-2 Through Telephone calls 1. Yes                      2. No (go to Q 93-3)	93-2-1 Average number of calls in the last month .....Times
	93-3 Through Internet contacts	93-3-1 Average number of contacts in the last month .....Times

<b>94. What are the main problems you are suffering from (for HH)</b>	
<b>95. What are the main problems facing the wife?</b>	
<b>96. For HH and his wife, what are the three main problems facing your children?</b>	
<b>97. Is there any other member in the family who suffer from any problems?</b>	
<b>98. What are your needs to improve your life in Egypt?</b>	

**100. Could you provide us with contacts for other families through to conduct the same interview with them?**

<b>Name</b>	<b>Telephone No</b>	<b>Address</b>

**Researcher's notes:**

<b>101. Note the degree of cooperativeness of the participant</b>	<b>1. Poor</b> <b>2. Good</b>	<b>3. Very Good</b> <b>4. Excellent</b>
---	----------------------------------	--

**Other Notes:**

.....  
.....  
.....  
.....

